











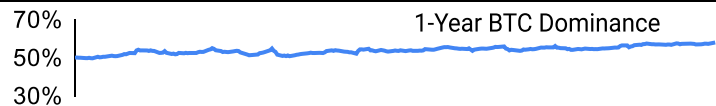
Crypto Leaderboard

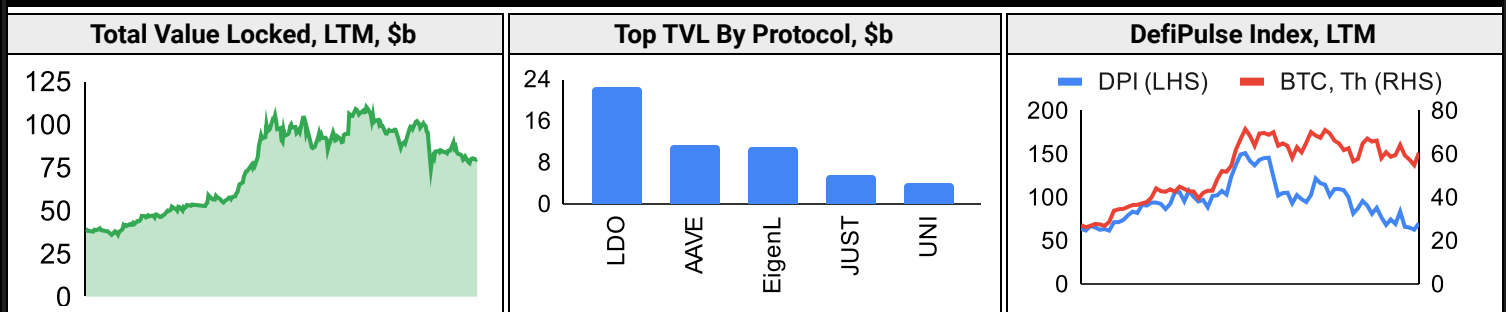
Rank	Name	Ticker	Price	24h	7d	30d	24h Vol \$m	MC \$m	1-Year Chart
1	Bitcoin	BTC	\$59,242	1%	3%	1%	29,300	1,170,343	
2	Ethereum	ETH	\$2,313	1%	-3%	-12%	12,991	278,396	
3	Tether	USDT	\$1.00	0%	0%	0%	39,684	118,747	
4	BNB	BNB	\$545	0%	5%	2%	901	79,484	
5	Solana	SOL	\$132	0%	-3%	-7%	1,860	61,822	
6	USD Coin	USDC	\$1.00	0%	0%	0%	6,299	35,505	
7	XRP Ledger	XRP	\$0.59	2%	8%	4%	1,281	32,999	
8	Lido stETH	STETH	\$2,311	1%	-5%	-13%	24	22,576	
9	Dogecoin	DOGE	\$0.10	-1%	-2%	0%	455	14,693	
10	Toncoin	TON	\$5.49	0%	-1%	-21%	329	13,914	

Top & Bottom Performers - Top 100 Tokens

24h		7 Days		30 Days		90 Days		365 Days	
TIA	11%	CKB	88%	CKB	111%	HNT	103%	BONK	7881%
FTM	9%	SUI	29%	FET	54%	AAVE	61%	OM	5468%
SUI	8%	TIA	21%	FTM	43%	CKB	51%	PEPE	1075%
IMX	7%	FTM	12%	SUI	43%	OM	44%	SOL	571%
DOT	-2%	OP	-10%	EETH	-14%	BRETT	-48%	MATIC	-27%
THETA	-3%	ICP	-11%	TON	-21%	ONDO	-50%	LDO	-36%
SEI	-4%	NOT	-12%	MKR	-21%	NOT	-52%	ARB	-38%
HNT	-4%	HNT	-13%	NOT	-35%	LDO	-58%	ATOM	-45%

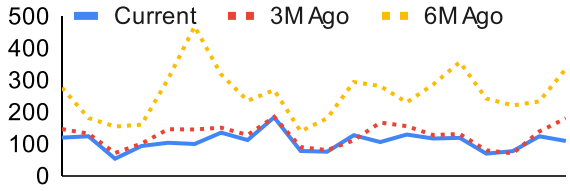
Category Performance

Category	7d	30d	90d	180d	365d	Ecosystem	7d	30d	90d	180d	365d
Meme	17%	15%	-15%	-40%	176%	Tron	-5%	46%	44%	19%	147%
Smart Contract	-1%	3%	-10%	-45%	79%	Polkadot	-1%	15%	-20%	-52%	26%
Scaling	1%	2%	-30%	-62%	19%	BSC	-1%	10%	-22%	-43%	52%
CEXs	0%	1%	-10%	-24%	48%	Polygon	-2%	7%	-22%	-49%	30%
IoT/Data/Comp.	-3%	1%	-13%	-49%	87%	Avalanche	-2%	3%	-20%	-46%	40%
Currency	-2%	0%	-5%	-28%	31%	Cosmos	0%	-1%	-23%	-53%	79%
Lending	-2%	-1%	-11%	-30%	73%	Ethereum	-4%	-2%	-27%	-50%	3%
DEX	-2%	-2%	-21%	-56%	60%	Solana	-10%	-9%	-24%	-54%	105%
Gaming/Entertai	-11%	-4%	-29%	-64%	-13%						
Other DeFi	-7%	-15%	-37%	-58%	14%						
Privacy	-16%	-18%	-18%	-41%	-17%						

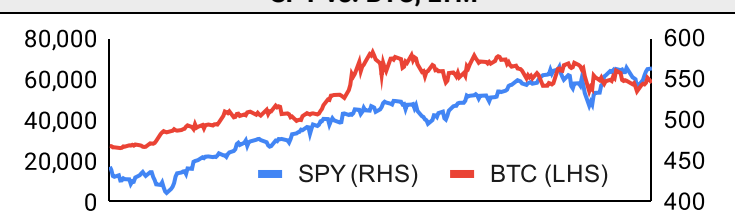
DeFi


Trading Volume

Aggregate Volumes by Product, \$b					Top Derivatives Exchanges, \$m and bps					Top Spot Exchanges, \$m		
Product	1d	7d	30d	O/I	Exchange	1d Vol	O/I	Mkr	Tkr	Exchange	Mkts	1d Vol
Spot	26	185.38	801.4	n/a	Binance	36,504	15,448	2.0	4.0	Binance	1,652	10,767
Perpetuals	98	738	3,220	498	Bybit	14,830	10,090	2.0	5.5	Coinbase	402	1,307
Futures	0	8	16	1	OKX	15,050	5,069	2.0	5.0	OKX	711	1,418
Options	1	8	40	n/a	Bitget	13,319	7,551	2.0	6.0	Bybit	992	3,868

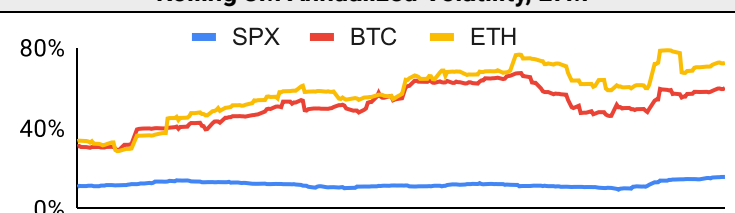
Daily Spot Volume, Top 100 Tokens Last 20d, \$b				Top Volume, 1d, \$m		Top Volume, %20d Avg		Low Volume, %20d Avg	
				USDT	46,411	ONDO	333%	MATIC	32%
				BTC	28,998	FTM	205%	RETH	44%
				ETH	13,647	CKB	196%	KLAY	49%
				USDC	5,127	TIA	187%	EETH	53%
				FDUSD	4,398	SUI	185%	FLR	55%

Traditional Finance

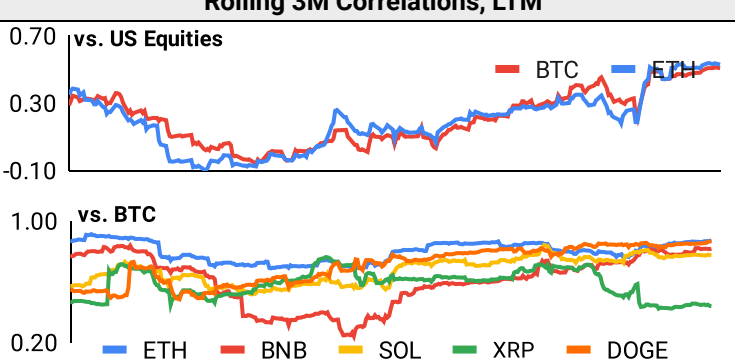
Global Equity Markets							SPY vs. BTC, LTM	
	US	USGrwth	UK	Germany	Japan	HK		
1D	0%	0%	0%	1%	1%	1%		
7D	3%	4%	1%	2%	2%	1%		
90D	3%	-2%	6%	8%	6%	2%		
365D	27%	28%	14%	19%	12%	-8%		

10-Year Treasury Yields							Commodities & FX				
	US	Brazil	UK	Germany	Japan	HK	WTI	Gas	Gold	USD/EUR	USD/JPY
Last	3.63%	12.01%	3.79%	2.12%	0.83%	2.61%	69.0	2.42	2,598	0.90	141.0
1d Chg	0.01	0.00	0.03	0.00	0.00	-0.06	0.0%	2.0%	-0.4%	0.1%	0.3%

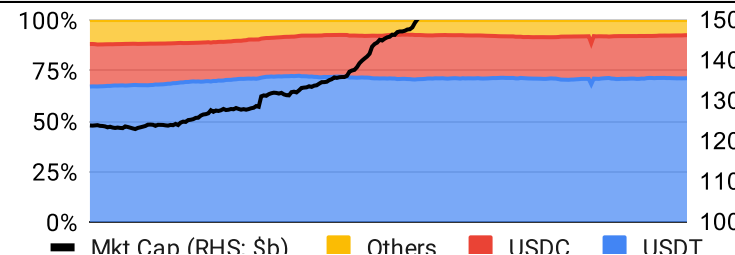
Volatility

Annualized Volatility							Rolling 3M Annualized Volatility, LTM			
	BTC	ETH	BNB	SOL	XRP	DOGE				
30D	49%	59%	45%	63%	49%	65%				
90D	55%	66%	56%	85%	75%	77%				
180D	52%	66%	53%	82%	65%	87%				
365D	52%	61%	57%	94%	62%	88%				

Correlations

Intra-Crypto Correlations, LTM							Rolling 3M Correlations, LTM	
	BTC	ETH	BNB	SOL	XRP	DOGE		
BTC								
ETH	0.80							
BNB	0.60	0.58						
SOL	0.68	0.60	0.47					
XRP	0.55	0.52	0.39	0.47				
DOGE	0.75	0.67	0.50	0.56	0.55			

Stablecoins

Stablecoin Market Size and Volume, \$m					Stablecoin Dominance (LHS) & Market Cap \$b (RHS), LTM	
Ticker	Price	1d Vol	20d Avg Vol	Market Cap		
USDT	1.00	46,411	46,173	118,692		
USDC	1.00	5,127	5,163	35,503		
DAI	1.00	61	74	5,365		
USDe	1.00	30	54	2,614		
PYUSD	1.00	15	25	734		
USDD	1.00	3	3	732		

Ethereum Mainnet & Layer 2s

Mainnet & Layer 2 Transactions (m/day) and L2 TVL (\$m)					Transactions (m/day), Rolling 90-Day Average, LTM					
Network	1d	30d Avg	TVL	Tech Type						
Xai	8.1	271.5								
Base	4.8	128.3	6,120	Optimistic Rollup						
Gravity	3.3	91.7	157	Optimium						
Taiko	2.4	73.4	91	Optimistic Rollup						
Immutable X	0.3	53.7	105	Validium						
Arbitrum One	1.5	49.0	13,410	Optimistic Rollup						
Apex	1.3	43.3	86	Validium						
PlayBlock	1.2	35.6								
Ethereum	1.1	33.1	-	mainnet						
Reya	0.2	28.4	39	Optimium						

Layer 2 Token Performance & Market Cap (\$b)					
	IMX	STX	MNT	MATIC	ARB
24h Return	+6.90%	+1.05%	+0.43%	+1.18%	+1.44%
Market Cap	2.7	2.3	1.8	1.2	653.4

NFTs and DAOs

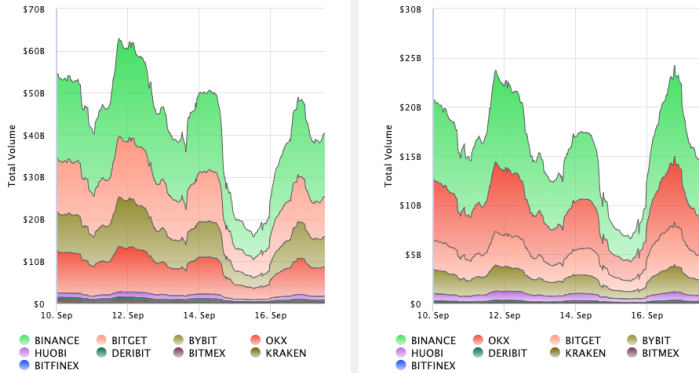
NFT Collection Stats (\$; Volume, MC in \$m)						DAO Treasury Amount (\$m) and Composition					
Collection	Floor	% Listed	3M Ret.	3M Vol	Market Cap	DAO	Treasury	Stables	BTC/ETH	Own Tokens	Other
CryptoPunks	65,964	12%	-25%	55,363	660	Uniswap	2,631	0%	0%	100%	0%
Bored Ape Yacht C	27,774	3%	0%	61,744	278	Mantle	2,224	2%	23%	74%	2%
Pudgy Penguins	25,159	3%	2%	5,802	224	Arbitrum	1,638	0%	1%	99%	0%
Azuki	12,491	2%	0%	19,997	125	ENS	1,211	0%	0%	91%	9%
Autoglyphs	230,296	1%	-48%	253	118	Optimism	1,104	0%	0%	100%	0%
Mutant Ape Yacht	4,786	3%	0%	4,065	93	Ethereum	628	0%	100%	0%	0%
Chromie Squiggle	8,813	2%	0%	166	88	Golem	324	0%	88%	12%	0%
Milady Maker	7,839	5%	-52%	3,453	78	Gnosis	294	8%	9%	46%	37%
NodeMonkes	7,627	15%	0%	24,541	76	Merit Circle	285	8%	1%	91%	1%
Mad Lads	7,495	4%	0%	1,487	75	Olympus	240	75%	0%	24%	0%

Crypto News

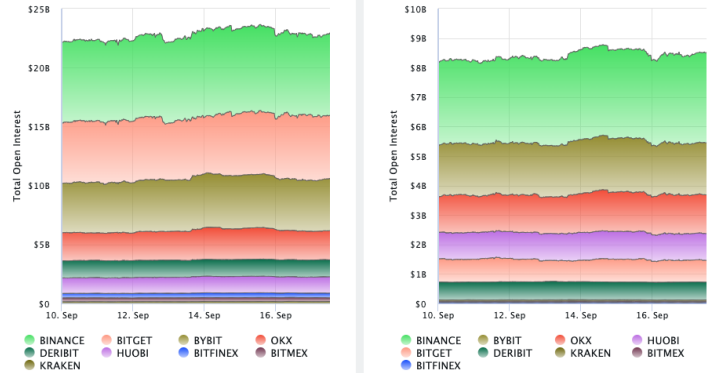
- [Bitcoin price turns shaky ahead of potential Fed rate cut and weak global economic data - Cointelegraph](#)
- [Another Bitcoin Miner Adopts MicroStrategy's Playbook of Buying BTC in Open Market - CoinDesk](#)
- [Trump crypto event for World Liberty Financial offers few details so far - CNBC](#)
- [41 institutions join BIS tokenized cross border payment Project Agorá - Ledger Insights](#)
- [Bhutan's Bitcoin Holdings Revealed: Kingdom Owns \\$780M in BTC from Mining - Bitcoin Magazine](#)
- [Days before opening. Flyfish Club settles with SEC for \\$750K - Blockworks](#)
- [Worldcoin's World IDs make their way to Solana - Blockworks](#)
- [DYdX to Debut Perpetual Futures on Prediction Markets as DEX Seeks to Raise Profile - CoinDesk](#)
- [Michael Saylor's MicroStrategy Plans Another \\$700M Convertible Note Issuance - CoinDesk](#)

Crypto Futures

Futures Volume (BTC LHS ; ETH RHS), 1d



Futures Open Interest (BTC LHS ; ETH RHS)



OI Weighted Funding Rate (BTC LHS ; ETH RHS), 1d

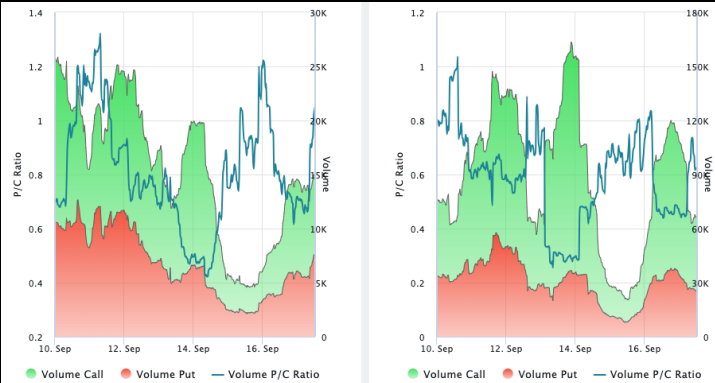


Liquidations (BTC LHS ; ETH RHS), 1d

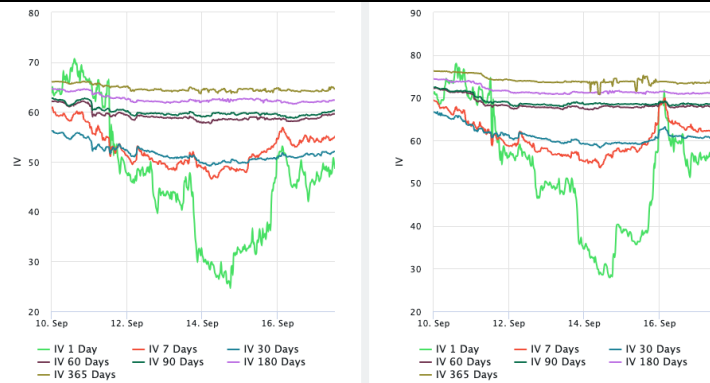


Crypto Options

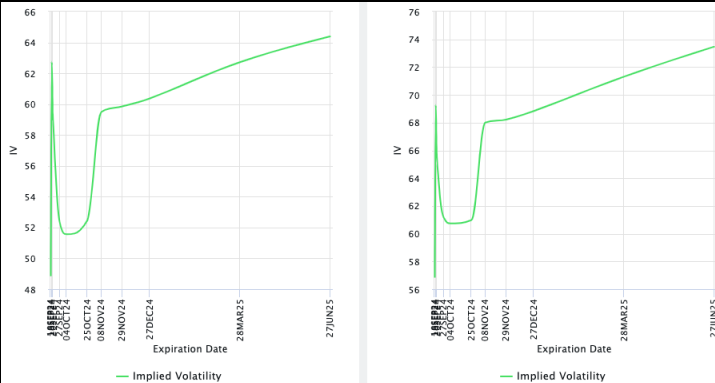
Options Volume & Put/Call Ratio (BTC LHS ; ETH RHS), 1d



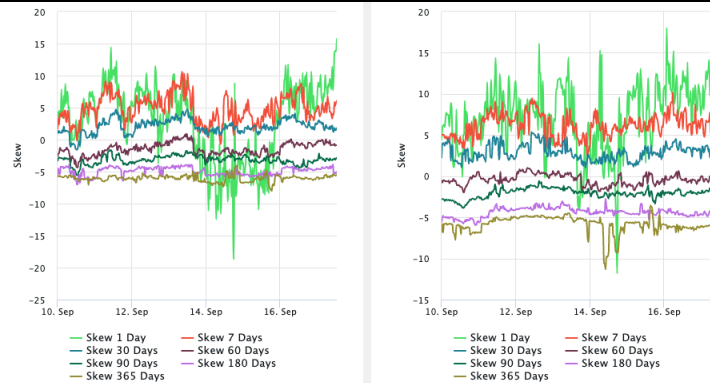
ATM Implied Volatility (BTC LHS ; ETH RHS)



ATM Implied Vol Term Structure (BTC LHS ; ETH RHS)



25 Delta Skew (BTC LHS ; ETH RHS)





September 17, 2024

About GSR

GSR has over a decade of extensive experience in the crypto market, serving as a trusted liquidity provider and active, multi-stage investor. Our suite of services includes OTC Trading, Derivatives, and Market Making. GSR is actively involved in every major sector of the digital asset ecosystem, working with token issuers, institutional investors, miners, and leading trading venues.

For more information or if we can help with anything, please see gsr.io or contact us at gsr@gsr.io.

Follow GSR for more content: [Twitter](#) [Telegram](#) [LinkedIn](#)

Authors

Brian Rudick, Senior Strategist	Twitter	Telegram
Carlos Guzman, Research Analyst	Twitter	Telegram
Toe Bautista, Research Analyst	Twitter	Telegram

Required Disclosures

This material is provided by GSR (the "Firm") solely for informational purposes, is intended only for sophisticated, institutional investors and does not constitute an offer or commitment, a solicitation of an offer or commitment, or any advice or recommendation, to enter into or conclude any transaction (whether on the terms shown or otherwise), or to provide investment services in any state or country where such an offer or solicitation or provision would be illegal. The Firm is not and does not act as an advisor or fiduciary in providing this material. GSR is not authorised or regulated in the UK by the Financial Conduct Authority. The protections provided by the UK regulatory system will not be available to you. Specifically, information provided herein is intended for institutional persons only and is not suitable for retail persons in the United Kingdom, and no solicitation or recommendation is being made to you in regards to any products or services.

This material is not a research report, and not subject to any of the independence and disclosure standards applicable to research reports prepared pursuant to FINRA or CFTC research rules. This material is not independent of the Firm's proprietary interests, which may conflict with the interests of any counterparty of the Firm. The Firm trades instruments discussed in this material for its own account, may trade contrary to the views expressed in this material, and may have positions in other related instruments.

Information contained herein is based on sources considered to be reliable, but is not guaranteed to be accurate or complete. Any opinions or estimates expressed herein reflect a judgment made by the author(s) as of the date of publication, and are subject to change without notice. Trading and investing in digital assets involves significant risks including price volatility and illiquidity and may not be suitable for all investors. The Firm is not liable whatsoever for any direct or consequential loss arising from the use of this material. Copyright of this material belongs to GSR. Neither this material nor any copy thereof may be taken, reproduced or redistributed, directly or indirectly, without prior written permission of GSR

Notes & Sources

All options data is based on Deribit and derivatives graphics are from Laevidas. Market returns are based on price returns for the following ETFs: VOO, QQQ, EWU, EWG, EWJ, and EWH. Onchain volumes are not considered and thus certain token volumes may be understated (e.g., stETH).

CoinGecko	Santiment	DefiLlama	CoinMarketCap	Laevidas
L2Beat	Google Finance	TradingView	Deribit	WorldCoinIndex
Cryptorank	Investing.com	NFT Price Floor	CryptoSlate	