

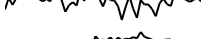









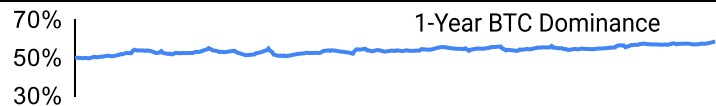
Crypto Leaderboard

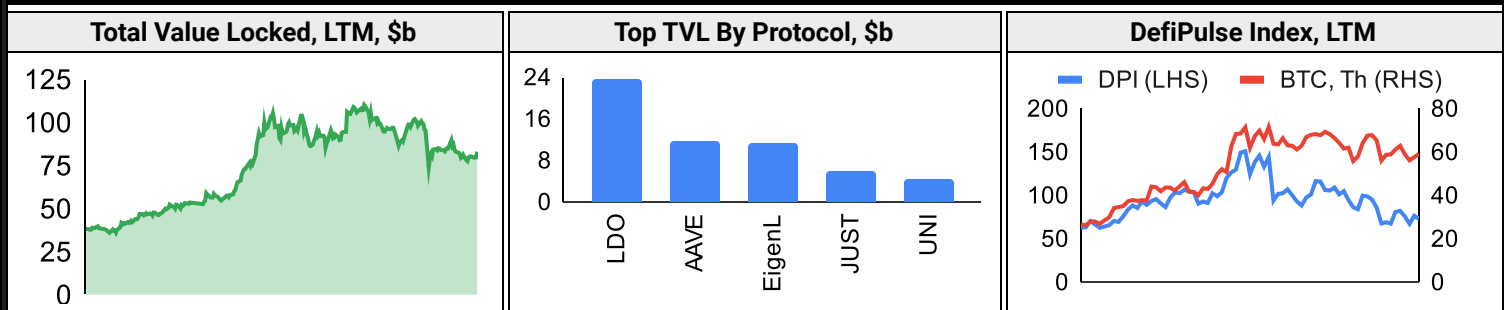
Rank	Name	Ticker	Price	24h	7d	30d	24h Vol \$m	MC \$m	1-Year Chart
1	Bitcoin	BTC	\$63,200	6%	9%	7%	54,686	1,248,591	
2	Ethereum	ETH	\$2,436	6%	3%	-5%	21,728	293,036	
3	Tether	USDT	\$1.00	0%	0%	0%	55,805	118,844	
4	BNB	BNB	\$565	5%	4%	-1%	1,204	82,411	
5	Solana	SOL	\$143	12%	5%	0%	3,958	66,791	
6	USD Coin	USDC	\$1.00	0%	0%	0%	10,754	35,426	
7	XRP Ledger	XRP	\$0.59	4%	4%	-1%	1,589	33,069	
8	Lido stETH	STETH	\$2,438	6%	2%	-6%	64	23,741	
9	Dogecoin	DOGE	\$0.10	5%	2%	2%	768	15,310	
10	Toncoin	TON	\$5.75	5%	3%	-14%	463	14,552	

Top & Bottom Performers - Top 100 Tokens

24h		7 Days		30 Days		90 Days		365 Days	
POPCAT	36%	CKB	95%	CKB	123%	POPCAT	262%	BONK	8516%
SEI	28%	TIA	46%	POPCAT	106%	HNT	112%	OM	5635%
TIA	23%	POPCAT	34%	FET	71%	AAVE	83%	PEPE	1157%
TAO	21%	FTM	30%	FTM	62%	CKB	60%	TAO	616%
USDT	0%	QNT	-4%	POL	-14%	BRETT	-42%	MATIC	-26%
LEO	0%	OM	-5%	KLAY	-15%	ONDO	-45%	LDO	-33%
FDUSD	0%	HNT	-6%	MKR	-20%	NOT	-46%	ARB	-35%
FTN	-5%	KCS	-8%	NOT	-27%	LDO	-54%	ATOM	-38%

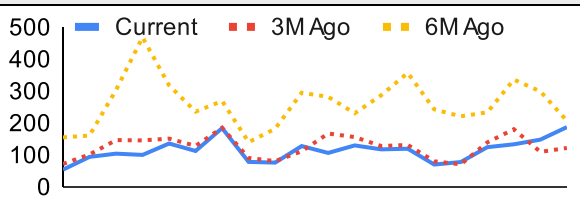
Category Performance

Category	7d	30d	90d	180d	365d	Ecosystem	7d	30d	90d	180d	365d
Meme	31%	26%	-5%	-35%	204%	Polkadot	13%	35%	-5%	-44%	43%
Gaming/Entertai	5%	9%	-18%	-57%	24%	BSC	12%	33%	-8%	-34%	70%
Smart Contract	5%	6%	-5%	-41%	90%	Polygon	10%	21%	-10%	-43%	42%
IoT/Data/Comp.	5%	5%	-6%	-45%	98%	Tron	0%	11%	47%	24%	155%
Currency	3%	4%	0%	-25%	38%	Cosmos	10%	8%	-15%	-47%	103%
Scaling	11%	4%	-23%	-58%	22%	Avalanche	4%	5%	-13%	-41%	45%
DEX	5%	2%	-15%	-51%	74%	Ethereum	2%	2%	-20%	-45%	6%
Privacy	5%	0%	0%	-29%	4%	Solana	6%	0%	-17%	-49%	120%
Lending	1%	-1%	-6%	-27%	69%						
CEXs	-5%	-6%	-12%	-27%	48%						
Other DeFi	-4%	-10%	-30%	-52%	25%						

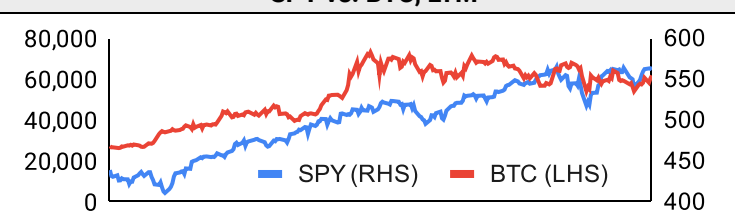
DeFi


Trading Volume

Aggregate Volumes by Product, \$b					Top Derivatives Exchanges, \$m and bps					Top Spot Exchanges, \$m		
Product	1d	7d	30d	O/I	Exchange	1d Vol	O/I	Mkr	Tkr	Exchange	Mkts	1d Vol
Spot	50	202.18	883.19	n/a	Binance	67,650	16,737	2.0	4.0	Binance	1,654	19,107
Perpetuals	185	807	3,550	507	Bybit	27,863	11,106	2.0	5.5	Coinbase	403	2,800
Futures	0	9	16	1	OKX	29,607	5,700	2.0	5.0	OKX	712	2,731
Options	3	9	44	n/a	Bitget	25,592	8,784	2.0	6.0	Bybit	993	6,487

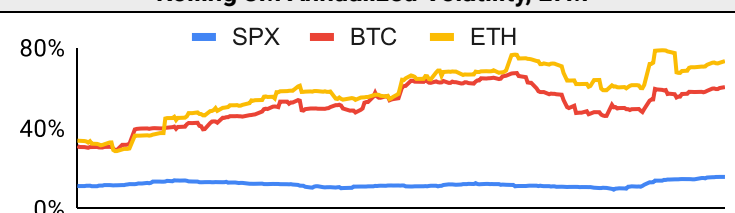
Daily Spot Volume, Top 100 Tokens Last 20d, \$b				Top Volume, 1d, \$m		Top Volume, %20d Avg		Low Volume, %20d Avg	
				USDT	78,970	ONDO	393%	MATIC	39%
				BTC	51,708	KCS	389%	RETH	54%
				ETH	21,858	TIA	386%	WEETH	57%
				USDC	8,670	FTM	275%	WSTETH	58%
				FDUSD	6,694	SEI	274%	EZETH	74%

Traditional Finance

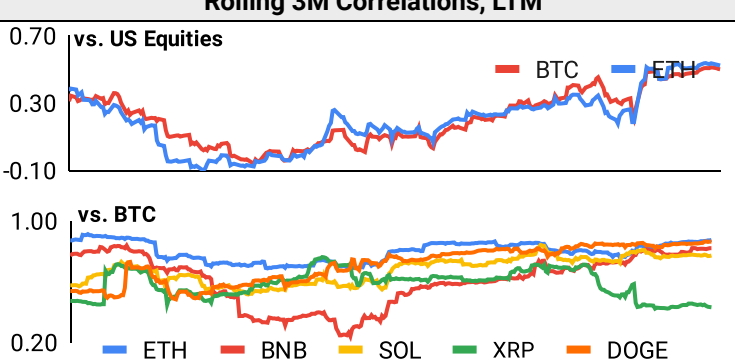
Global Equity Markets							SPY vs. BTC, LTM				
	US	USGrwth	UK	Germany	Japan	HK					
1D	0%	0%	2%	0%	-1%	1%					
7D	3%	3%	4%	3%	1%	4%					
90D	3%	-2%	10%	7%	5%	3%					
365D	26%	28%	17%	20%	10%	-7%					

10-Year Treasury Yields							Commodities & FX					
	US	Brazil	UK	Germany	Japan	HK		WTI	Gas	Gold	USD/EUR	USD/JPY
Last	3.74%	11.93%	3.93%	2.20%	0.86%	2.67%	Last	71.4	2.33	2,612	0.90	142.9
1d Chg	0.06	0.00	0.08	0.00	0.01	-0.05	1d % Chg	2.2%	1.8%	0.5%	-0.2%	0.4%

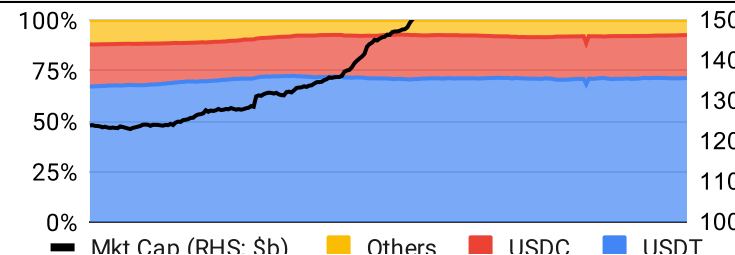
Volatility

Annualized Volatility							Rolling 3M Annualized Volatility, LTM			
	BTC	ETH	BNB	SOL	XRP	DOGE				
30D	51%	60%	42%	67%	44%	66%				
90D	56%	67%	56%	86%	75%	78%				
180D	52%	66%	54%	83%	64%	87%				
365D	52%	61%	57%	94%	62%	88%				

Correlations

Intra-Crypto Correlations, LTM							Rolling 3M Correlations, LTM				
	BTC	ETH	BNB	SOL	XRP	DOGE					
BTC											
ETH	0.80										
BNB	0.60	0.58									
SOL	0.68	0.60	0.47								
XRP	0.55	0.52	0.39	0.47							
DOGE	0.75	0.67	0.50	0.56	0.55						

Stablecoins

Stablecoin Market Size and Volume, \$m					Stablecoin Dominance (LHS) & Market Cap \$b (RHS), LTM	
Ticker	Price	1d Vol	20d Avg Vol	Market Cap		
USDT	1.00	78,970	48,431	118,909		
USDC	1.00	8,670	5,415	35,460		
DAI	1.00	86	74	5,367		
USDe	1.00	47	55	2,591		
USDD	1.00	3	3	731		
PYUSD	1.00	37	25	722		

Ethereum Mainnet & Layer 2s

Mainnet & Layer 2 Transactions (m/day) and L2 TVL (\$m)					Transactions (m/day), Rolling 90-Day Average, LTM					
Network	1d	30d Avg	TVL	Tech Type						
Xai	8.0	268.6								
Base	4.9	129.6		Optimistic Rollup						
Gravity	3.5	87.8		Optimium						
Taiko	0.7	70.8		Optimistic Rollup						
Arbitrum One	1.7	49.3		Optimistic Rollup						
Immutable X	0.4	48.8		Validium						
PoP Apex	1.1	41.9								
PlayBlock	1.3	35.6								
Ethereum	1.1	33.3	-	mainnet	Layer 2 Token Performance & Market Cap (\$b)					
Reya	0.2	25.6		Optimium		IMX	STX	MNT	MATIC	ARB
					24h Return	+12.	+14.	+5.99%	+0.51%	+11.41%
					Market Cap	3.0	2.5	2.0	1.2	715.5

NFTs and DAOs

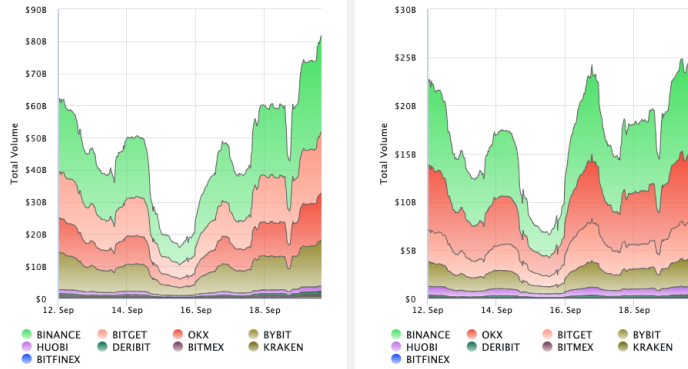
NFT Collection Stats (\$; Volume, MC in \$m)						DAO Treasury Amount (\$m) and Composition					
Collection	Floor	% Listed	3M Ret.	3M Vol	Market Cap	DAO	Treasury	Stables	BTC/ETH	Own Tokens	Other
CryptoPunks	70,363	12%	-18%	52,749	704	Uniswap	2,715	0%	0%	100%	0%
Bored Ape Yacht C	28,389	3%	-7%	57,869	284	Mantle	2,352	1%	22%	74%	2%
Pudgy Penguins	25,927	2%	-8%	61,180	230	Arbitrum	1,788	0%	1%	99%	0%
Azuki	13,642	2%	31%	18,649	136	ENS	1,306	0%	0%	92%	8%
Autoglyphs	242,209	1%	-44%	253	124	Optimism	1,200	0%	0%	100%	0%
Mutant Ape Yacht	4,963	3%	0%	24,152	97	Ethereum	660	0%	100%	0%	0%
Mad Lads	9,196	3%	0%	1,980	92	Golem	342	0%	88%	12%	0%
Chromie Squiggle	9,126	2%	-28%	1,301	91	Merit Circle	331	7%	0%	92%	1%
NodeMonkes	8,702	14%	-28%	24,244	87	Gnosis	309	7%	9%	46%	38%
Milady Maker	8,057	5%	-54%	3,796	81	Olympus	242	75%	0%	25%	0%

Crypto News

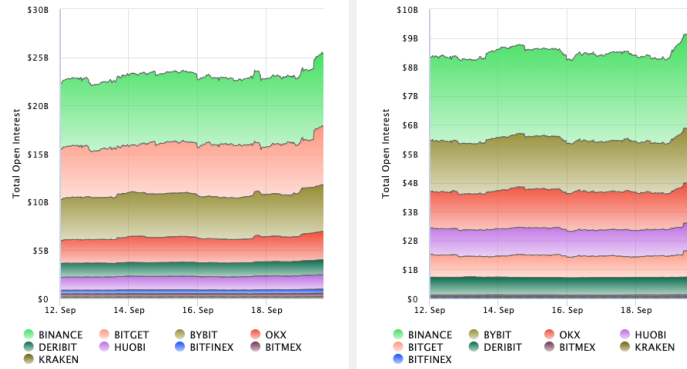
- [Fed Cuts Interest Rates For First Time In 4 Years: Here's What It Means For You - Forbes](#)
- [Key takeaways from the Fed's decision to deliver a jumbo-sized interest rate cut - CNN](#)
- [BlackRock's new bitcoin paper outlines the cryptocurrency's qualities as 'unique' hedge against global risks - The Block](#)
- [Cash Is Still King. Consumers Would Prefer to Use Money Over CBDCs: Deutsche Bank - CoinDesk](#)
- [JPMorgan Joins BIS Cross-Border Payments Project Using Digital Currencies - PYMNTS.com](#)
- [DBS set to offer structured notes and cryptocurrency options - Private Banker International](#)
- [Another Bitcoin Miner Adopts MicroStrategy's Playbook of Buying BTC in Open Market - Yahoo Finance](#)
- [SEC settlements are becoming the cost of doing crypto business - Blockworks](#)
- [Rep. Torres: SEC invented 'crypto asset security' out of thin air - Blockworks](#)

Crypto Futures

Futures Volume (BTC LHS ; ETH RHS), 1d



Futures Open Interest (BTC LHS ; ETH RHS)



OI Weighted Funding Rate (BTC LHS ; ETH RHS), 1d

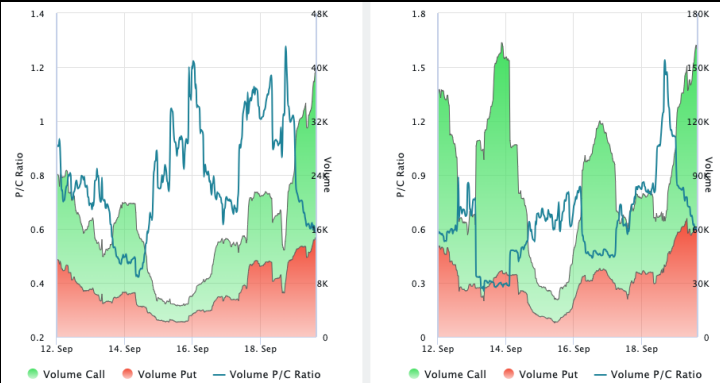


Liquidations (BTC LHS ; ETH RHS), 1d

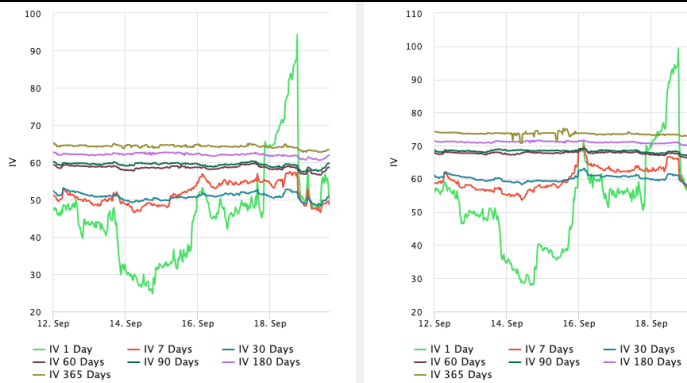


Crypto Options

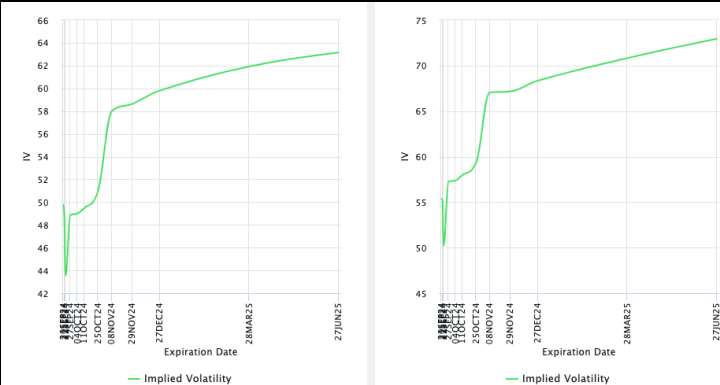
Options Volume & Put/Call Ratio (BTC LHS ; ETH RHS), 1d



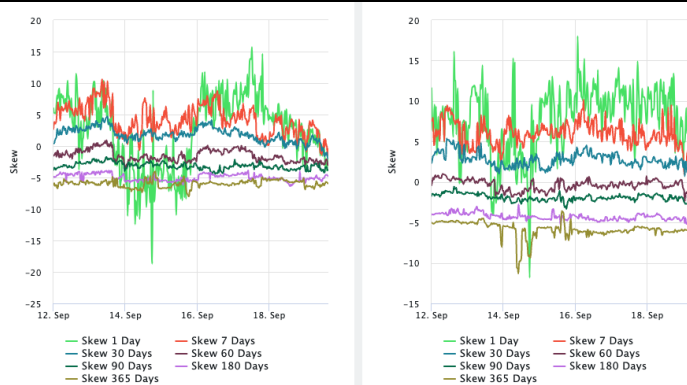
ATM Implied Volatility (BTC LHS ; ETH RHS)



ATM Implied Vol Term Structure (BTC LHS ; ETH RHS)



25 Delta Skew (BTC LHS ; ETH RHS)





September 19, 2024

About GSR

GSR has over a decade of extensive experience in the crypto market, serving as a trusted liquidity provider and active, multi-stage investor. Our suite of services includes OTC Trading, Derivatives, and Market Making. GSR is actively involved in every major sector of the digital asset ecosystem, working with token issuers, institutional investors, miners, and leading trading venues.

For more information or if we can help with anything, please see gsr.io or contact us at gsr@gsr.io.

Follow GSR for more content: [Twitter](#) [Telegram](#) [LinkedIn](#)

Authors

Brian Rudick, Senior Strategist	Twitter	Telegram
Carlos Guzman, Research Analyst	Twitter	Telegram
Toe Bautista, Research Analyst	Twitter	Telegram

Required Disclosures

This material is provided by GSR (the "Firm") solely for informational purposes, is intended only for sophisticated, institutional investors and does not constitute an offer or commitment, a solicitation of an offer or commitment, or any advice or recommendation, to enter into or conclude any transaction (whether on the terms shown or otherwise), or to provide investment services in any state or country where such an offer or solicitation or provision would be illegal. The Firm is not and does not act as an advisor or fiduciary in providing this material. GSR is not authorised or regulated in the UK by the Financial Conduct Authority. The protections provided by the UK regulatory system will not be available to you. Specifically, information provided herein is intended for institutional persons only and is not suitable for retail persons in the United Kingdom, and no solicitation or recommendation is being made to you in regards to any products or services.

This material is not a research report, and not subject to any of the independence and disclosure standards applicable to research reports prepared pursuant to FINRA or CFTC research rules. This material is not independent of the Firm's proprietary interests, which may conflict with the interests of any counterparty of the Firm. The Firm trades instruments discussed in this material for its own account, may trade contrary to the views expressed in this material, and may have positions in other related instruments.

Information contained herein is based on sources considered to be reliable, but is not guaranteed to be accurate or complete. Any opinions or estimates expressed herein reflect a judgment made by the author(s) as of the date of publication, and are subject to change without notice. Trading and investing in digital assets involves significant risks including price volatility and illiquidity and may not be suitable for all investors. The Firm is not liable whatsoever for any direct or consequential loss arising from the use of this material. Copyright of this material belongs to GSR. Neither this material nor any copy thereof may be taken, reproduced or redistributed, directly or indirectly, without prior written permission of GSR

Notes & Sources

All options data is based on Deribit and derivatives graphics are from Laevidas. Market returns are based on price returns for the following ETFs: VOO, QQQ, EWU, EWG, EWJ, and EWH. Onchain volumes are not considered and thus certain token volumes may be understated (e.g., stETH).

CoinGecko	Santiment	DefiLlama	CoinMarketCap	Laevidas
L2Beat	Google Finance	TradingView	Deribit	WorldCoinIndex
Cryptorank	Investing.com	NFT Price Floor	CryptoSlate	