











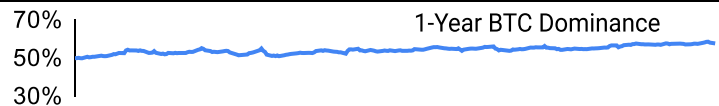
**Crypto Leaderboard**

Rank	Name	Ticker	Price	24h	7d	30d	24h Vol \$m	MC \$m	1-Year Chart
1	Bitcoin	BTC	\$63,358	1%	9%	-1%	31,351	1,251,814	
2	Ethereum	ETH	\$2,649	3%	15%	-4%	17,785	318,687	
3	Tether	USDT	\$1.00	0%	0%	0%	49,904	119,233	
4	BNB	BNB	\$595	2%	11%	2%	996	86,783	
5	Solana	SOL	\$143	-1%	9%	-11%	2,758	67,108	
6	USD Coin	USDC	\$1.00	0%	0%	0%	6,886	36,039	
7	XRP Ledger	XRP	\$0.59	-1%	0%	-5%	1,108	33,059	
8	Lido stETH	STETH	\$2,647	3%	15%	-4%	40	25,789	
9	Dogecoin	DOGE	\$0.11	0%	7%	-6%	654	15,543	
10	Toncoin	TON	\$5.65	1%	3%	-5%	288	14,318	

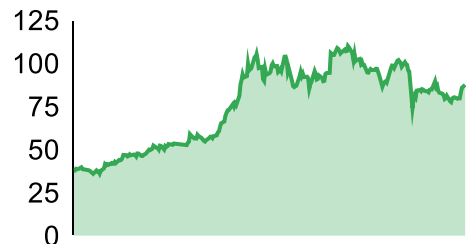
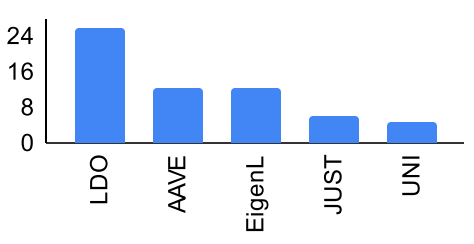
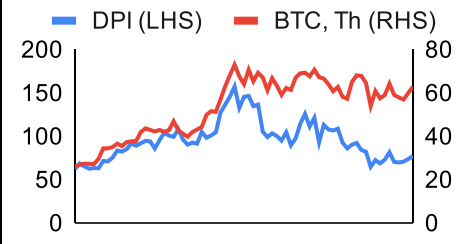
**Top & Bottom Performers - Top 100 Tokens**

24h		7 Days		30 Days		90 Days		365 Days	
TAO	16%	TAO	83%	TAO	56%	HNT	113%	BONK	8823%
IMX	12%	IMX	48%	SUI	49%	POPCAT	107%	OM	6045%
POPCAT	11%	SUI	46%	FTM	26%	AAVE	88%	PEPE	1088%
NEAR	10%	APT	36%	AAVE	26%	TAO	83%	TAO	873%
APT	-2%	USDC	0%	MKR	-26%	ONDO	-42%	MATIC	-22%
SEI	-2%	DAI	0%	NOT	-29%	BRETT	-51%	LDO	-23%
JUP	-2%	FDUSD	0%	POL	-29%	LDO	-52%	ARB	-26%
ATOM	-2%	KAS	-2%	MATIC	-30%	NOT	-53%	ATOM	-35%

**Category Performance**

Category	7d	30d	90d	180d	365d	Ecosystem	7d	30d	90d	180d	365d
Lending	56%	26%	3%	-4%	125%	Polkadot	21%	30%	1%	-43%	57%
Meme	8%	9%	-7%	-40%	204%	BSC	22%	27%	1%	-35%	86%
Gaming/Entertai	15%	-3%	-16%	-58%	41%	Polygon	19%	13%	-6%	-44%	55%
Smart Contract	13%	-4%	-3%	-43%	102%	Avalanche	14%	-3%	-9%	-41%	58%
Currency	7%	-4%	1%	-31%	43%	Ethereum	13%	-8%	-16%	-45%	15%
IoT/Data/Comp.	13%	-6%	-3%	-47%	112%	Solana	6%	-9%	-16%	-53%	126%
Privacy	9%	-7%	-1%	-35%	8%	Cosmos	9%	-11%	-20%	-51%	67%
Scaling	13%	-7%	-21%	-62%	31%	Tron	2%	-18%	44%	16%	152%
CEXs	1%	-8%	-8%	-27%	55%						
DEX	12%	-8%	-14%	-54%	76%						
Other DeFi	11%	-10%	-21%	-48%	54%						

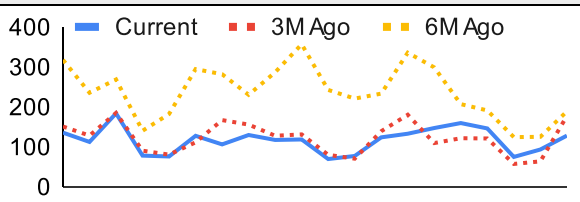
**DeFi**

Total Value Locked, LTM, \$b	Top TVL By Protocol, \$b	DefiPulse Index, LTM
		

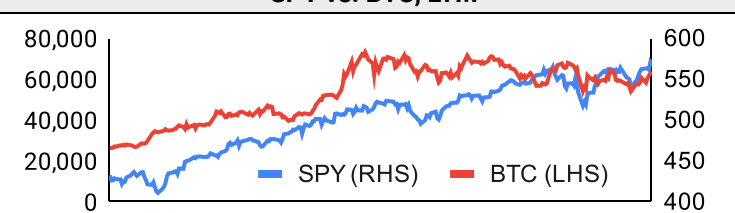
**Trading Volume**

Aggregate Volumes by Product, \$b					Top Derivatives Exchanges, \$m and bps					Top Spot Exchanges, \$m		
Product	1d	7d	30d	O/I	Exchange	1d Vol	O/I	Mkr	Tkr	Exchange	Mkts	1d Vol
Spot	34	225.65	905.9	n/a	Binance	48,609	17,285	2.0	4.0	Binance	1,661	13,575
Perpetuals	149	778	3,490	529	Bybit	19,986	11,372	2.0	5.5	Coinbase	403	1,441
Futures	0	2	15	1	OKX	21,064	5,764	2.0	5.0	OKX	709	1,781
Options	1	11	43	n/a	Bitget	17,975	9,053	2.0	6.0	Bybit	996	4,336

Daily Spot Volume, Top 100 Tokens Last 20d, \$b				Top Volume, 1d, \$m		Top Volume, %20d Avg		Low Volume, %20d Avg	
				USDT	56,078	TAO	313%	STETH	0%
				BTC	29,434	ONDO	274%	LEO	60%
				ETH	17,891	KCS	248%	OM	81%
				USDC	5,556	NEAR	240%	QNT	90%
				FDUSD	4,668	CRO	216%	ADA	95%

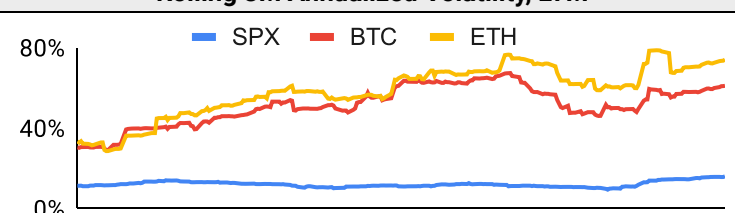
**Traditional Finance**

Global Equity Markets							SPY vs. BTC, LTM	
	US	USGrwth	UK	Germany	Japan	HK		
1D	0%	0%	0%	-1%	0%	0%	SPY (RHS)	BTC (LHS)
7D	1%	1%	3%	1%	2%	5%		
90D	4%	0%	12%	8%	8%	8%		
365D	32%	35%	15%	23%	16%	-2%		

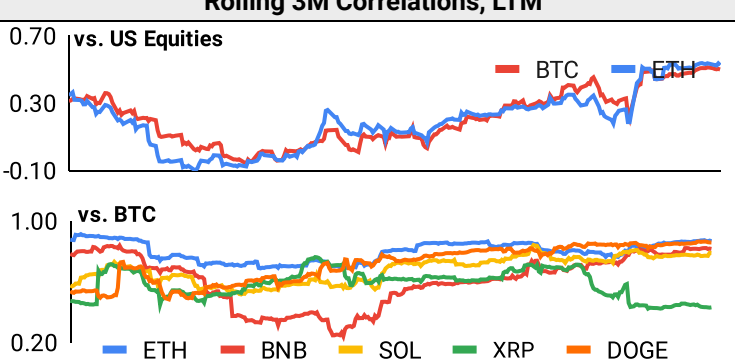
  

10-Year Treasury Yields							Commodities & FX					
	US	Brazil	UK	Germany	Japan	HK		WTI	Gas	Gold	USD/EUR	USD/JPY
Last	3.77%	12.35%	3.97%	2.17%	0.85%	2.72%	Last	71.2	2.79	2,653	0.90	143.8
1d Chg	0.04	0.00	0.06	-0.05	-0.02	-0.05	1d % Chg	0.3%	2.5%	0.2%	0.3%	-0.1%

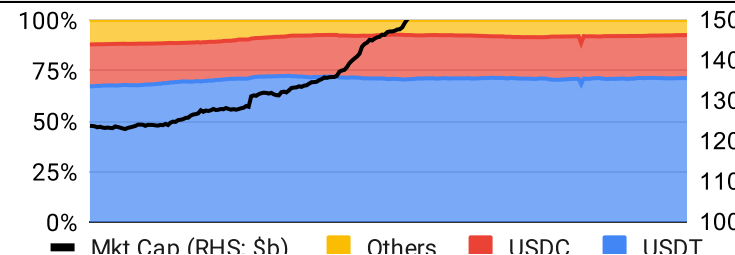
**Volatility**

Annualized Volatility							Rolling 3M Annualized Volatility, LTM				
	BTC	ETH	BNB	SOL	XRP	DOGE					
30D	44%	60%	42%	62%	45%	63%	SPX	BTC	ETH		
90D	55%	68%	56%	85%	75%	77%					
180D	51%	66%	53%	82%	64%	86%					
365D	52%	61%	57%	94%	62%	89%					

**Correlations**

Intra-Crypto Correlations, LTM							Rolling 3M Correlations, LTM		
	BTC	ETH	BNB	SOL	XRP	DOGE			
BTC							vs. US Equities	BTC	ETH
ETH	0.80						vs. BTC	ETH	BNB
BNB	0.60	0.58							SOL
SOL	0.67	0.60	0.47						XRP
XRP	0.55	0.52	0.39	0.47					DOGE
DOGE	0.75	0.67	0.50	0.56	0.55				

## Stablecoins

Stablecoin Market Size and Volume, \$m					Stablecoin Dominance (LHS) & Market Cap \$b (RHS), LTM	
Ticker	Price	1d Vol	20d Avg Vol	Market Cap		
USDT	1.00	56,078	49,939	119,147		
USDC	1.00	5,556	5,470	35,998		
DAI	1.00	61	73	5,365		
USDe	1.00	17	52	2,576		
USDD	1.00	3	3	738		
PYUSD	1.00	20	25	725		

## Ethereum Mainnet & Layer 2s

Mainnet & Layer 2 Transactions (m/day) and L2 TVL (\$m)					Transactions (m/day), Rolling 90-Day Average, LTM					
Network	1d	30d Avg	TVL	Tech Type						
Xai	5.7	255.6								
Base	4.2	132.5		Optimistic Rollup						
Gravity	2.7	86.8		Optimium						
Taiko	1.0	65.6		Optimistic Rollup						
Arbitrum One	1.7	49.1		Optimistic Rollup						
Immutable X	0.3	40.5		Validium						
PoP Apex	1.0	39.9								
PlayBlock	1.0	35.1								
Ethereum	1.1	33.4	-	mainnet						
WINR	0.1	23.7								

Layer 2 Token Performance & Market Cap (\$b)					
	IMX	STX	MNT	MATIC	ARB
24h Return	+11.	+6.27%	0%	-1%	-1%
Market Cap	3.6	2.7	2.1	1.2	763.7

## NFTs and DAOs

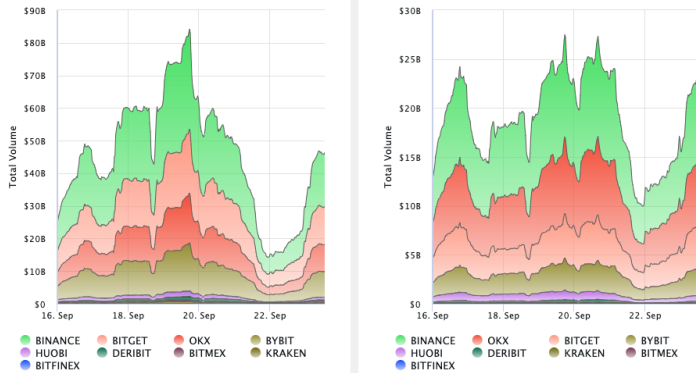
NFT Collection Stats (\$; Volume, MC in \$m)						DAO Treasury Amount (\$m) and Composition					
Collection	Floor	% Listed	3M Ret.	3M Vol	Market Cap	DAO	Treasury	Stables	BTC/ETH	Own Tokens	Other
CryptoPunks	76,303	12%	-9%	15,266	763	Uniswap	2,695	0%	0%	100%	0%
Bored Ape Yacht C	30,956	3%	0%	8,140	310	Mantle	2,518	1%	23%	74%	2%
Pudgy Penguins	28,349	2%	-1%	7,229	252	Arbitrum	1,925	0%	1%	99%	0%
Azuki	15,240	2%	0%	4,781	152	ENS	1,374	0%	0%	91%	9%
Autoglyphs	263,508	1%	-37%	0	135	Optimism	1,283	0%	0%	100%	0%
NodeMonkes	11,854	13%	0%	25,019	119	Ethereum	720	0%	100%	0%	0%
Mutant Ape Yacht	5,265	3%	0%	5,062	103	Golem	373	0%	88%	12%	0%
Chromie Squiggle	9,399	2%	0%	220	94	Merit Circle	344	6%	1%	92%	1%
Milady Maker	8,457	5%	-51%	4,245	85	Gnosis	335	7%	9%	46%	38%
Fidenza by Tyler H	82,098	2%	-23%	300	82	Olympus	241	75%	0%	25%	0%

## Crypto News

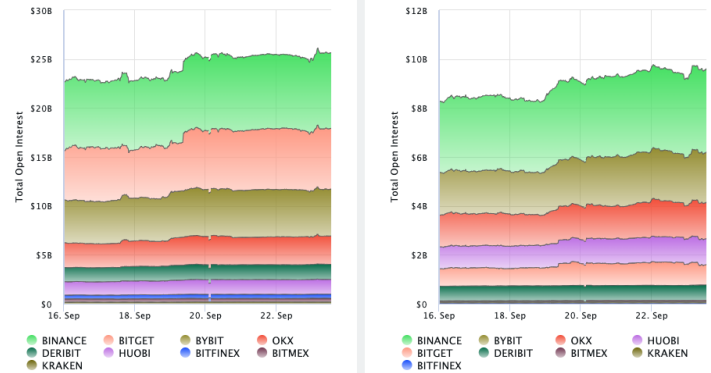
- [Bitcoin and crypto stocks rise after the Fed cuts rates by half a percentage point - CNBC](#)
- [Web3 Watch: Solana announces second 'Web3 phone' - Blockworks](#)
- [A look at central bank rate decisions around the world - Blockworks](#)
- [Solana Firedancer client now live on testnet - Blockworks](#)
- [A 'speculative appetite' may push memecoins higher: GSR - Blockworks](#)
- [Texas court dismisses Consensys lawsuit against SEC - Blockworks](#)
- [Digital Asset Funds See Second Consecutive Week of Inflows: CoinShares - CoinDesk](#)
- [Ether Leads Post-Fed Crypto Market Rally as Yen Weakness Sparks Risk-On Frenzy - CoinDesk](#)
- [Canada Moves Away From Retail CBDC, Shifts Focus to Broader Payments - CoinDesk](#)

### Crypto Futures

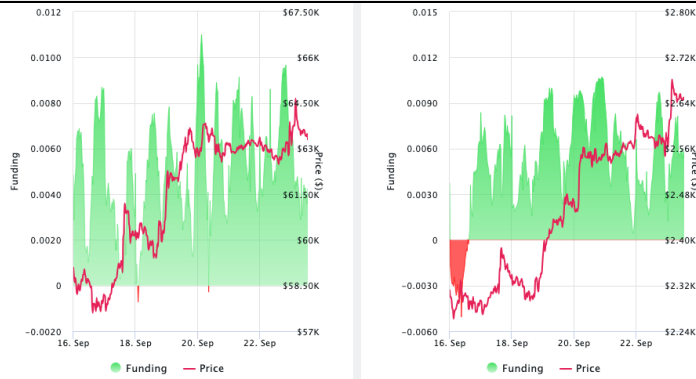
#### Futures Volume (BTC LHS ; ETH RHS), 1d



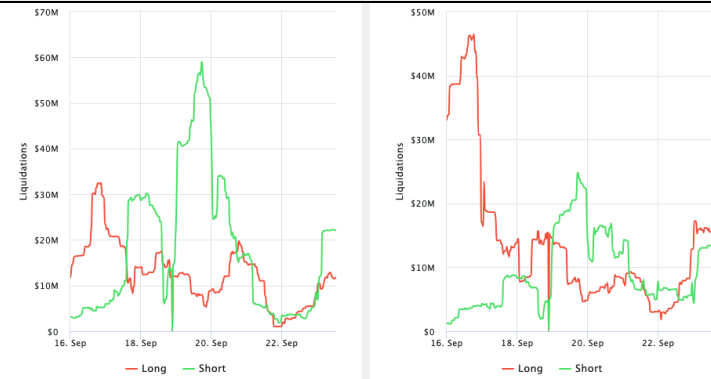
#### Futures Open Interest (BTC LHS ; ETH RHS)



#### OI Weighted Funding Rate (BTC LHS ; ETH RHS), 1d

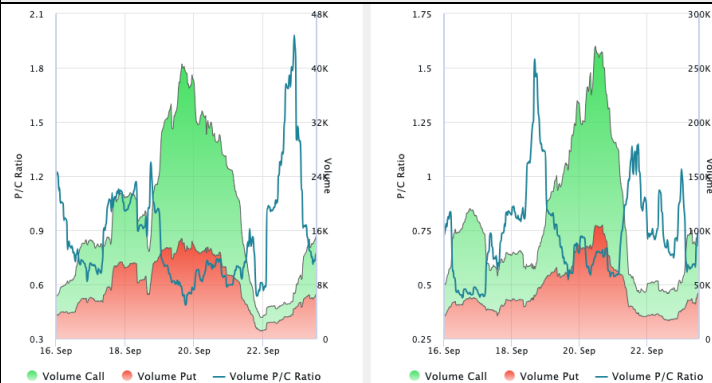


#### Liquidations (BTC LHS ; ETH RHS), 1d

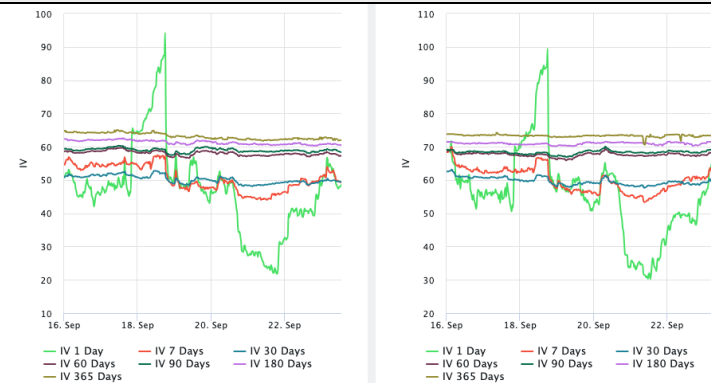


### Crypto Options

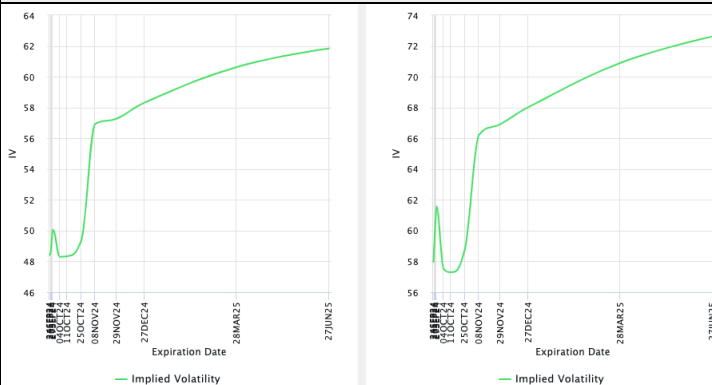
#### Options Volume & Put/Call Ratio (BTC LHS ; ETH RHS), 1d



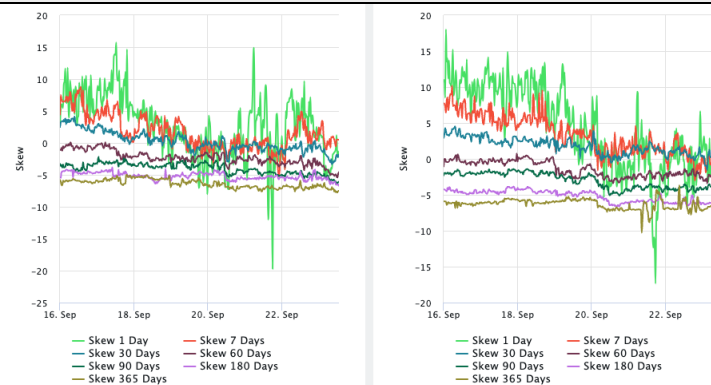
#### ATM Implied Volatility (BTC LHS ; ETH RHS)



#### ATM Implied Vol Term Structure (BTC LHS ; ETH RHS)



#### 25 Delta Skew (BTC LHS ; ETH RHS)





September 23, 2024

### About GSR

GSR has over a decade of extensive experience in the crypto market, serving as a trusted liquidity provider and active, multi-stage investor. Our suite of services includes OTC Trading, Derivatives, and Market Making. GSR is actively involved in every major sector of the digital asset ecosystem, working with token issuers, institutional investors, miners, and leading trading venues.

For more information or if we can help with anything, please see [gsr.io](https://gsr.io) or contact us at [gsr@gsr.io](mailto:gsr@gsr.io).

Follow GSR for more content: [Twitter](#) [Telegram](#) [LinkedIn](#)

### Authors

Brian Rudick, Senior Strategist	<a href="#">Twitter</a>	<a href="#">Telegram</a>
Carlos Guzman, Research Analyst	<a href="#">Twitter</a>	<a href="#">Telegram</a>
Toe Bautista, Research Analyst	<a href="#">Twitter</a>	<a href="#">Telegram</a>

### Required Disclosures

This material is provided by GSR (the "Firm") solely for informational purposes, is intended only for sophisticated, institutional investors and does not constitute an offer or commitment, a solicitation of an offer or commitment, or any advice or recommendation, to enter into or conclude any transaction (whether on the terms shown or otherwise), or to provide investment services in any state or country where such an offer or solicitation or provision would be illegal. The Firm is not and does not act as an advisor or fiduciary in providing this material. GSR is not authorised or regulated in the UK by the Financial Conduct Authority. The protections provided by the UK regulatory system will not be available to you. Specifically, information provided herein is intended for institutional persons only and is not suitable for retail persons in the United Kingdom, and no solicitation or recommendation is being made to you in regards to any products or services.

This material is not a research report, and not subject to any of the independence and disclosure standards applicable to research reports prepared pursuant to FINRA or CFTC research rules. This material is not independent of the Firm's proprietary interests, which may conflict with the interests of any counterparty of the Firm. The Firm trades instruments discussed in this material for its own account, may trade contrary to the views expressed in this material, and may have positions in other related instruments.

Information contained herein is based on sources considered to be reliable, but is not guaranteed to be accurate or complete. Any opinions or estimates expressed herein reflect a judgment made by the author(s) as of the date of publication, and are subject to change without notice. Trading and investing in digital assets involves significant risks including price volatility and illiquidity and may not be suitable for all investors. The Firm is not liable whatsoever for any direct or consequential loss arising from the use of this material. Copyright of this material belongs to GSR. Neither this material nor any copy thereof may be taken, reproduced or redistributed, directly or indirectly, without prior written permission of GSR

### Notes & Sources

All options data is based on Deribit and derivatives graphics are from Laevidas. Market returns are based on price returns for the following ETFs: VOO, QQQ, EWU, EWG, EWJ, and EWH. Onchain volumes are not considered and thus certain token volumes may be understated (e.g., stETH).

CoinGecko	Santiment	DefiLlama	CoinMarketCap	Laevidas
L2Beat	Google Finance	TradingView	Deribit	WorldCoinIndex
Cryptorank	Investing.com	NFT Price Floor	CryptoSlate	