

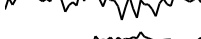










Crypto Leaderboard

Rank	Name	Ticker	Price	24h	7d	30d	24h Vol \$m	MC \$m	1-Year Chart
1	Bitcoin	BTC	\$63,263	0%	5%	-2%	28,209	1,249,979	
2	Ethereum	ETH	\$2,618	-2%	12%	-5%	16,367	315,312	
3	Tether	USDT	\$1.00	0%	0%	0%	41,635	119,400	
4	BNB	BNB	\$607	1%	11%	6%	1,193	88,602	
5	Solana	SOL	\$146	1%	11%	-8%	2,981	68,373	
6	USD Coin	USDC	\$1.00	0%	0%	0%	6,113	35,962	
7	XRP Ledger	XRP	\$0.58	0%	0%	-3%	1,125	32,948	
8	Lido stETH	STETH	\$2,618	-3%	12%	-5%	37	25,589	
9	Dogecoin	DOGE	\$0.11	1%	6%	-2%	726	15,716	
10	Toncoin	TON	\$5.51	-3%	-1%	-5%	258	13,937	

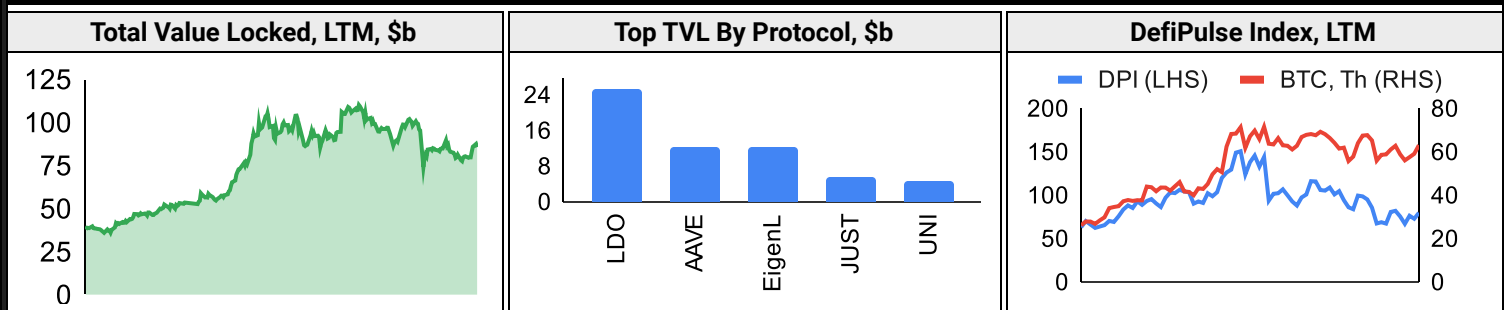
Top & Bottom Performers - Top 100 Tokens

24h		7 Days		30 Days		90 Days		365 Days	
WIF	12%	TAO	69%	CKB	67%	HNT	116%	BONK	8762%
TIA	7%	SUI	35%	SUI	58%	TAO	97%	OM	5671%
STX	6%	SEI	34%	TAO	57%	POPCAT	91%	PEPE	1075%
ICP	6%	APT	32%	FET	25%	SUI	91%	TAO	886%
OM	-4%	TON	-1%	KLAY	-23%	ONDO	-38%	LDO	-18%
AAVE	-6%	LEO	-1%	MATIC	-23%	BRETT	-46%	MATIC	-23%
POPCAT	-7%	XMR	-2%	POL	-24%	LDO	-50%	ARB	-27%
WLD	-8%	KAS	-6%	MKR	-26%	NOT	-51%	ATOM	-34%

Category Performance

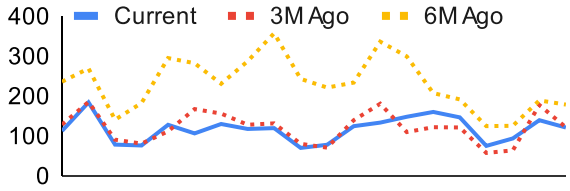
Category	7d	30d	90d	180d	365d	Ecosystem	7d	30d	90d	180d	365d
Lending	48%	24%	1%	-15%	120%	Polkadot	19%	29%	1%	-45%	52%
Meme	6%	12%	-3%	-45%	213%	BSC	19%	28%	1%	-36%	82%
Gaming/Entertai	13%	0%	-14%	-59%	37%	Polygon	16%	14%	-5%	-45%	52%
Smart Contract	11%	-1%	0%	-43%	104%	Cosmos	15%	1%	-10%	-47%	128%
CEXs	5%	-2%	-1%	-25%	55%	Avalanche	12%	0%	-8%	-43%	56%
IoT/Data/Comp.	13%	-2%	0%	-47%	113%	Solana	17%	0%	-10%	-52%	133%
Currency	4%	-3%	3%	-33%	42%	Ethereum	12%	-5%	-15%	-46%	13%
Scaling	11%	-3%	-19%	-62%	30%	Tron	1%	-19%	43%	15%	151%
DEX	11%	-4%	-11%	-54%	79%						
Privacy	6%	-6%	0%	-35%	6%						
Other DeFi	11%	-8%	-20%	-48%	52%						

DeFi

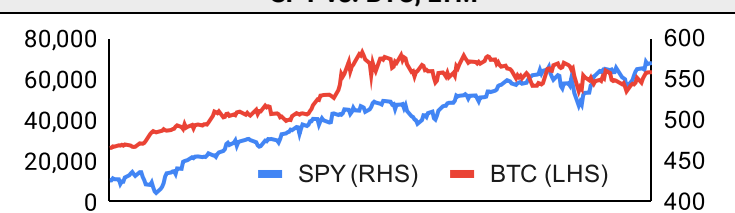


Trading Volume

Aggregate Volumes by Product, \$b					Top Derivatives Exchanges, \$m and bps				Top Spot Exchanges, \$m			
Product	1d	7d	30d	O/I	Exchange	1d Vol	O/I	Mkr	Tkr	Exchange	Mkts	1d Vol
Spot	31	229.16	890.9	n/a	Binance	44,187	17,503	2.0	4.0	Binance	1,662	13,282
Perpetuals	115	798	3,430	518	Bybit	18,559	11,659	2.0	5.5	Coinbase	403	1,555
Futures	0	1	15	1	OKX	17,717	5,924	2.0	5.0	OKX	713	1,845
Options	1	11	44	n/a	Bitget	15,555	9,220	2.0	6.0	Bybit	997	4,374

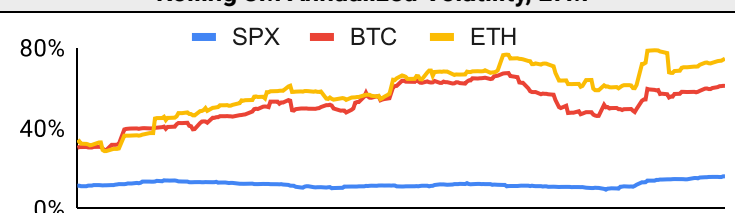
Daily Spot Volume, Top 100 Tokens Last 20d, \$b				Top Volume, 1d, \$m		Top Volume, %20d Avg		Low Volume, %20d Avg	
				USDT	52,621	TIA	289%	RETH	27%
				BTC	26,468	AR	231%	WEETH	54%
				ETH	16,315	GT	229%	EZETH	62%
				USDC	5,555	NEAR	222%	STETH	63%
				FDUSD	4,424	ONDO	219%	HNT	64%

Traditional Finance

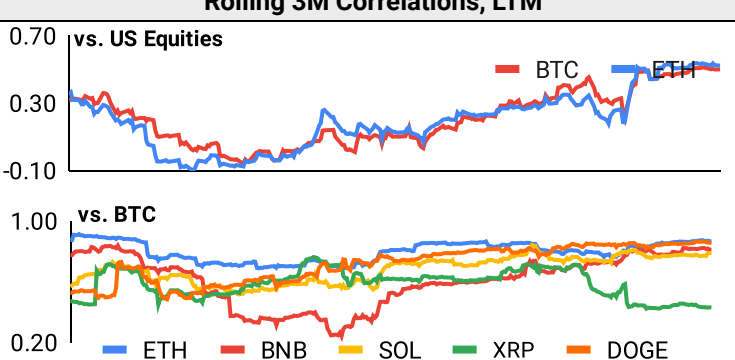
Global Equity Markets							SPY vs. BTC, LTM	
	US	USGrwth	UK	Germany	Japan	HK		
1D	0%	0%	0%	0%	1%	1%		
7D	2%	2%	2%	1%	2%	5%		
90D	5%	1%	15%	8%	6%	10%		
365D	32%	35%	17%	23%	16%	-3%		

10-Year Treasury Yields							Commodities & FX					
	US	Brazil	UK	Germany	Japan	HK		WTI	Gas	Gold	USD/EUR	USD/JPY
Last	3.75%	12.54%	3.97%	2.14%	0.82%	2.74%	Last	71.3	2.86	2,674	0.90	143.5
1d Chg	0.00	0.00	0.03	0.00	0.01	-0.06	1d % Chg	1.3%	0.1%	0.8%	-0.4%	-0.1%

Volatility

Annualized Volatility							Rolling 3M Annualized Volatility, LTM			
	BTC	ETH	BNB	SOL	XRP	DOGE				
30D	44%	60%	43%	62%	44%	62%				
90D	55%	68%	57%	85%	75%	77%				
180D	51%	66%	53%	82%	64%	83%				
365D	52%	61%	57%	94%	62%	89%				

Correlations

Intra-Crypto Correlations, LTM							Rolling 3M Correlations, LTM	
	BTC	ETH	BNB	SOL	XRP	DOGE		
BTC								
ETH	0.80							
BNB	0.60	0.58						
SOL	0.67	0.60	0.47					
XRP	0.55	0.52	0.39	0.47				
DOGE	0.75	0.67	0.50	0.56	0.55			

Stablecoins

Stablecoin Market Size and Volume, \$m					Stablecoin Dominance (LHS) & Market Cap \$b (RHS), LTM	
Ticker	Price	1d Vol	20d Avg Vol	Market Cap		
USDT	1.00	52,621	49,888	119,258		
USDC	1.00	5,555	5,448	35,976		
DAI	1.00	82	72	5,365		
USDe	1.00	64	53	2,547		
USDD	1.00	3	3	737		
PYUSD	1.00	18	25	726		

Ethereum Mainnet & Layer 2s

Mainnet & Layer 2 Transactions (m/day) and L2 TVL (\$m)					Transactions (m/day), Rolling 90-Day Average, LTM					
Network	1d	30d Avg	TVL	Tech Type						
Xai	5.7	251.7								
Base	4.6	132.8		Optimistic Rollup						
Gravity	3.2	87.9		Optimium						
Taiko	1.0	64.5		Optimistic Rollup						
Arbitrum One	1.9	49.2		Optimistic Rollup						
PoP Apex	1.1	39.3								
Immutable X	0.3	38.7		Validium						
PlayBlock	1.4	35.3								
Ethereum	1.1	33.5	-	mainnet	Layer 2 Token Performance & Market Cap (\$b)					
WINR	0.8	24.4				IMX	STX	MNT	MATIC	ARB
					24h Return	-3%	+6.26%	-3%	+0.45%	-2%
					Market Cap	3.5	2.9	2.0	1.2	754.1

NFTs and DAOs

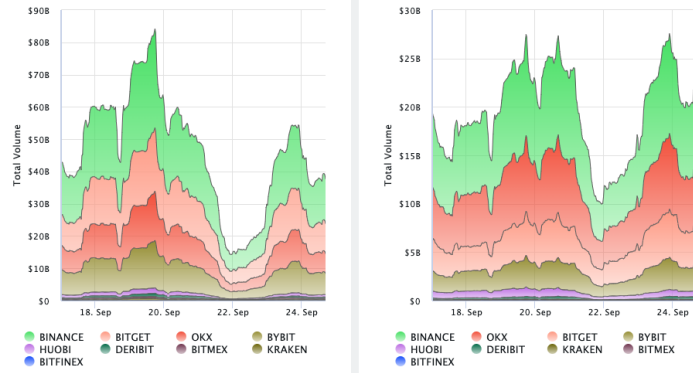
NFT Collection Stats (\$; Volume, MC in \$m)						DAO Treasury Amount (\$m) and Composition					
Collection	Floor	% Listed	3M Ret.	3M Vol	Market Cap	DAO	Treasury	Stables	BTC/ETH	Own Tokens	Other
CryptoPunks	73,317	12%	-13%	50,362	733	Uniswap	2,755	0%	0%	100%	0%
Bored Ape Yacht C	30,379	3%	6%	53,312	304	Mantle	2,527	1%	23%	73%	2%
Pudgy Penguins	27,897	2%	-2%	54,098	248	Arbitrum	1,919	0%	1%	99%	0%
Azuki	15,166	2%	52%	18,651	152	ENS	1,373	0%	0%	92%	8%
Autoglyphs	260,631	1%	-37%	253	133	Optimism	1,276	0%	0%	100%	0%
NodeMonkes	12,899	13%	28%	24,921	129	Ethereum	708	0%	100%	0%	0%
Mutant Ape Yacht	5,204	3%	7%	22,184	101	Golem	371	0%	88%	12%	0%
Chromie Squiggle	8,906	2%	-31%	1,283	89	Merit Circle	341	6%	1%	92%	1%
Milady Maker	8,466	5%	-52%	31,909	85	Gnosis	329	7%	21%	46%	26%
Fidenza by Tyler H	78,451	2%	-26%	1,602	78	Lido	250	5%	42%	52%	1%

Crypto News

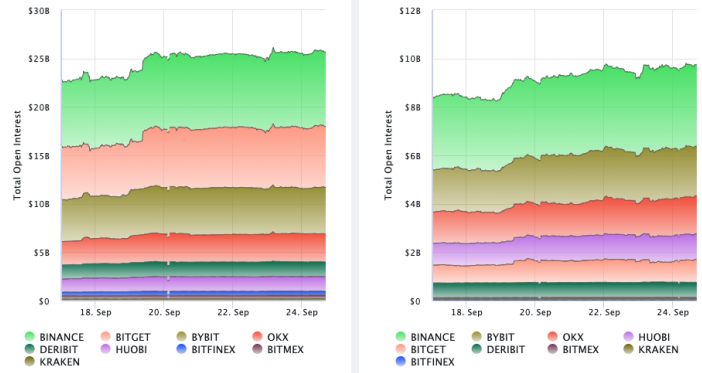
- [Four Japanese banks participate in digital currency project - The Japan Times](#)
- [BlackRock Bitcoin ETF Options to Set Stage for GameStop-Like 'Gamma Squeeze' Rally, Bitwise Predicts - CoinDesk](#)
- [JPMorgan, UBS Join BIS Blockchain-Based Plan to Overhaul Cross-Border Payments - Yahoo Finance](#)
- [China still controls 55% of Bitcoin hashrate despite crypto ban - Cointelegraph](#)
- [Bitcoin Miners Riot and Bitfarms Reach Settlement Ahead of Shareholder Meeting – Mining Bitcoin News - Bitcoin.com News](#)
- [Polymarket spurs a sharp rise in prediction market offerings - Blockworks](#)
- [Coinbase, SEC present case to appeals court in petition for rulemaking case - Blockworks](#)
- [Silvergate's shuttering caused by 'intense regulatory pressure:' Executive - Blockworks](#)
- [Token2049: A circus of crypto and commerce - Blockworks](#)

Crypto Futures

Futures Volume (BTC LHS ; ETH RHS), 1d



Futures Open Interest (BTC LHS ; ETH RHS)



OI Weighted Funding Rate (BTC LHS ; ETH RHS), 1d

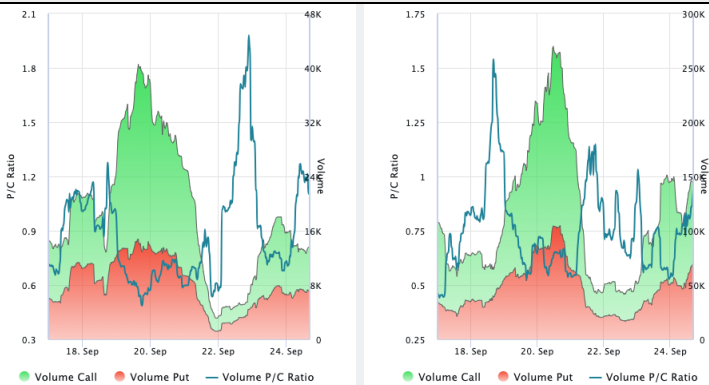


Liquidations (BTC LHS ; ETH RHS), 1d

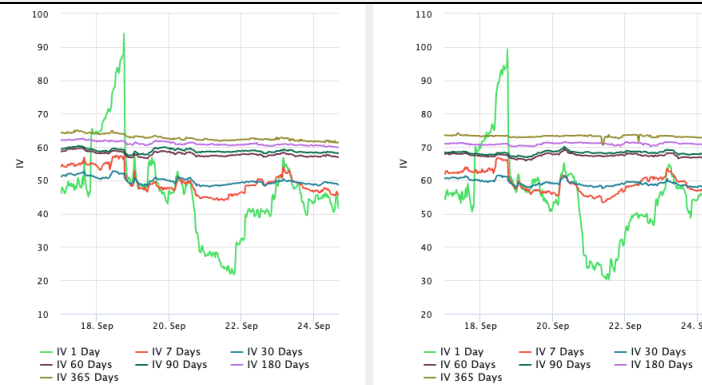


Crypto Options

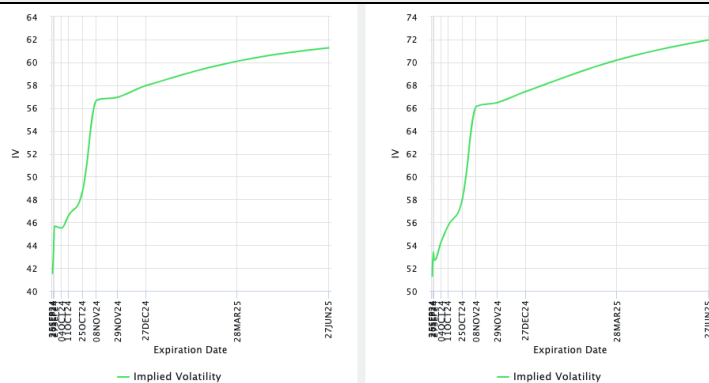
Options Volume & Put/Call Ratio (BTC LHS ; ETH RHS), 1d



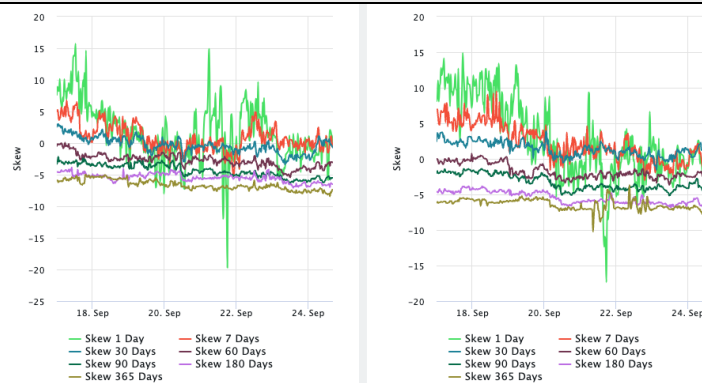
ATM Implied Volatility (BTC LHS ; ETH RHS)



ATM Implied Vol Term Structure (BTC LHS ; ETH RHS)



25 Delta Skew (BTC LHS ; ETH RHS)





September 24, 2024

About GSR

GSR has over a decade of extensive experience in the crypto market, serving as a trusted liquidity provider and active, multi-stage investor. Our suite of services includes OTC Trading, Derivatives, and Market Making. GSR is actively involved in every major sector of the digital asset ecosystem, working with token issuers, institutional investors, miners, and leading trading venues.

For more information or if we can help with anything, please see gsr.io or contact us at gsr@gsr.io.

Follow GSR for more content: [Twitter](#) [Telegram](#) [LinkedIn](#)

Authors

Brian Rudick, Senior Strategist	Twitter	Telegram
Carlos Guzman, Research Analyst	Twitter	Telegram
Toe Bautista, Research Analyst	Twitter	Telegram

Required Disclosures

This material is provided by GSR (the "Firm") solely for informational purposes, is intended only for sophisticated, institutional investors and does not constitute an offer or commitment, a solicitation of an offer or commitment, or any advice or recommendation, to enter into or conclude any transaction (whether on the terms shown or otherwise), or to provide investment services in any state or country where such an offer or solicitation or provision would be illegal. The Firm is not and does not act as an advisor or fiduciary in providing this material. GSR is not authorised or regulated in the UK by the Financial Conduct Authority. The protections provided by the UK regulatory system will not be available to you. Specifically, information provided herein is intended for institutional persons only and is not suitable for retail persons in the United Kingdom, and no solicitation or recommendation is being made to you in regards to any products or services.

This material is not a research report, and not subject to any of the independence and disclosure standards applicable to research reports prepared pursuant to FINRA or CFTC research rules. This material is not independent of the Firm's proprietary interests, which may conflict with the interests of any counterparty of the Firm. The Firm trades instruments discussed in this material for its own account, may trade contrary to the views expressed in this material, and may have positions in other related instruments.

Information contained herein is based on sources considered to be reliable, but is not guaranteed to be accurate or complete. Any opinions or estimates expressed herein reflect a judgment made by the author(s) as of the date of publication, and are subject to change without notice. Trading and investing in digital assets involves significant risks including price volatility and illiquidity and may not be suitable for all investors. The Firm is not liable whatsoever for any direct or consequential loss arising from the use of this material. Copyright of this material belongs to GSR. Neither this material nor any copy thereof may be taken, reproduced or redistributed, directly or indirectly, without prior written permission of GSR

Notes & Sources

All options data is based on Deribit and derivatives graphics are from Laevidas. Market returns are based on price returns for the following ETFs: VOO, QQQ, EWU, EWG, EWJ, and EWH. Onchain volumes are not considered and thus certain token volumes may be understated (e.g., stETH).

CoinGecko	Santiment	DefiLlama	CoinMarketCap	Laevidas
L2Beat	Google Finance	TradingView	Deribit	WorldCoinIndex
Cryptorank	Investing.com	NFT Price Floor	CryptoSlate	