

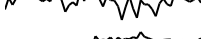









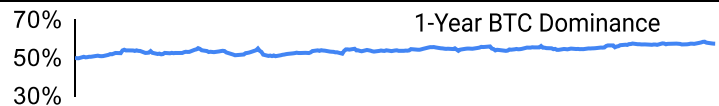
Crypto Leaderboard

Rank	Name	Ticker	Price	24h	7d	30d	24h Vol \$m	MC \$m	1-Year Chart
1	Bitcoin	BTC	\$63,590	0%	3%	1%	28,052	1,257,331	
2	Ethereum	ETH	\$2,619	-1%	11%	-2%	15,328	315,500	
3	Tether	USDT	\$1.00	0%	0%	0%	48,689	119,274	
4	BNB	BNB	\$593	-2%	6%	8%	939	86,657	
5	Solana	SOL	\$150	2%	12%	-5%	3,577	70,361	
6	USD Coin	USDC	\$1.00	0%	0%	0%	6,378	36,023	
7	XRP Ledger	XRP	\$0.59	0%	1%	0%	1,272	33,296	
8	Lido stETH	STETH	\$2,619	-1%	13%	-4%	39	25,643	
9	Dogecoin	DOGE	\$0.11	0%	6%	4%	748	15,976	
10	Toncoin	TON	\$5.69	2%	1%	11%	450	14,398	

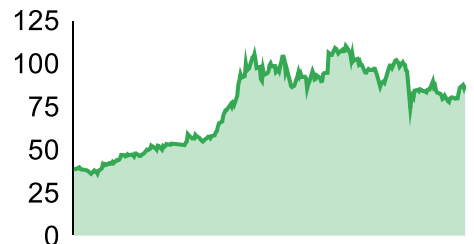
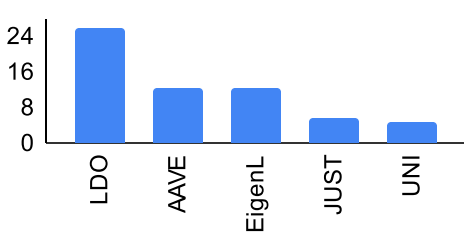
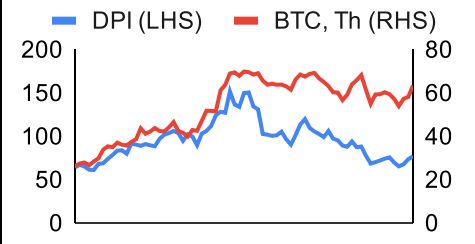
Top & Bottom Performers - Top 100 Tokens

24h		7 Days		30 Days		90 Days		365 Days	
SEI	21%	TAO	64%	SUI	85%	HNT	108%	BONK	9033%
SUI	10%	SEI	47%	TAO	63%	SUI	105%	OM	5844%
POPCAT	9%	APT	31%	POPCAT	43%	TAO	94%	PEPE	1112%
NOT	7%	SUI	31%	FTM	41%	POPCAT	79%	TAO	838%
BEAM	-2%	FDUSD	0%	POL	-18%	MKR	-39%	LDO	-14%
TAO	-2%	DAI	0%	MATIC	-18%	BRETT	-44%	MATIC	-19%
INJ	-3%	XMR	-2%	KLAY	-18%	NOT	-46%	ARB	-26%
AR	-4%	KAS	-7%	MKR	-24%	LDO	-46%	ATOM	-31%

Category Performance

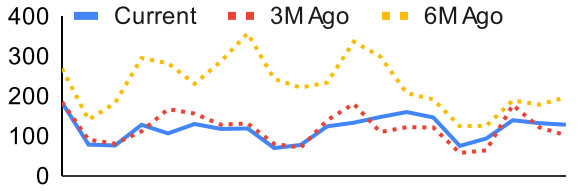
Category	7d	30d	90d	180d	365d	Ecosystem	7d	30d	90d	180d	365d
Meme	7%	28%	2%	-41%	226%	Polkadot	16%	35%	-1%	-43%	54%
Lending	36%	22%	0%	-18%	111%	BSC	15%	34%	-1%	-37%	81%
Gaming/Entertai	11%	7%	-14%	-58%	39%	Polygon	14%	21%	-6%	-44%	54%
Smart Contract	12%	6%	0%	-41%	112%	Avalanche	11%	7%	-9%	-42%	58%
Scaling	12%	5%	-19%	-60%	36%	Ethereum	10%	1%	-15%	-45%	14%
IoT/Data/Comp.	12%	4%	0%	-45%	117%	Solana	11%	-2%	-15%	-53%	140%
DEX	11%	3%	-11%	-52%	84%	Cosmos	4%	-5%	-17%	-50%	72%
Currency	4%	3%	2%	-35%	44%	Tron	0%	-13%	41%	14%	146%
CEXs	6%	2%	-2%	-25%	57%						
Privacy	5%	0%	-1%	-34%	9%						
Other DeFi	9%	-1%	-19%	-46%	54%						

DeFi

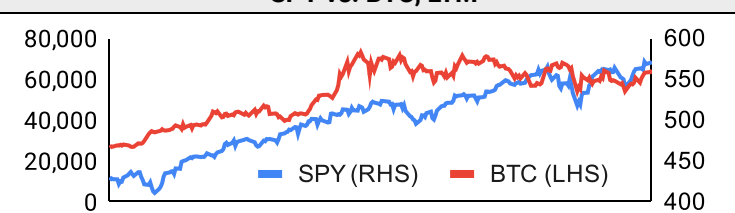
Total Value Locked, LTM, \$b	Top TVL By Protocol, \$b	DefiPulse Index, LTM
		

Trading Volume

Aggregate Volumes by Product, \$b					Top Derivatives Exchanges, \$m and bps				Top Spot Exchanges, \$m			
Product	1d	7d	30d	O/I	Exchange	1d Vol	O/I	Mkr	Tkr	Exchange	Mkts	1d Vol
Spot	35	234.97	905.4	n/a	Binance	48,634	17,665	2.0	4.0	Binance	1,668	13,676
Perpetuals	133	828	3,500	542	Bybit	20,903	11,850	2.0	5.5	Coinbase	405	1,806
Futures	0	1	14	1	OKX	20,203	5,988	2.0	5.0	OKX	713	2,111
Options	2	11	44	n/a	Bitget	18,714	9,431	2.0	6.0	Bybit	999	4,693

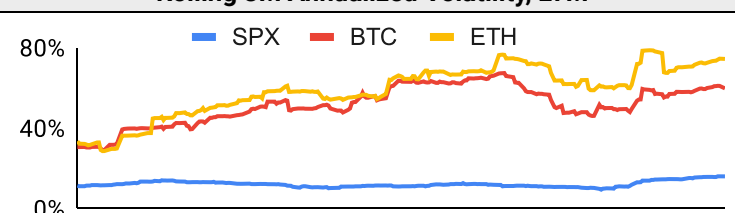
Daily Spot Volume, Top 100 Tokens Last 20d, \$b				Top Volume, 1d, \$m		Top Volume, %20d Avg		Low Volume, %20d Avg	
				USDT	56,150	SEI	330%	STETH	0%
				BTC	28,915	ONDO	229%	MATIC	71%
				ETH	15,484	POL	211%	LTC	91%
				USDC	6,009	JUP	207%	XMR	98%
				FDUSD	4,166	BRETT	200%	OM	104%

Traditional Finance

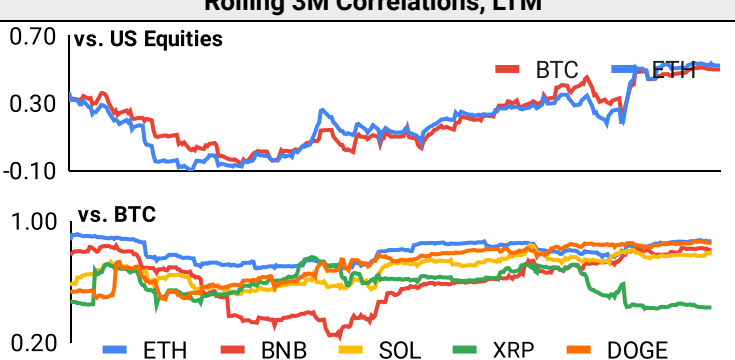
Global Equity Markets							SPY vs. BTC, LTM	
	US	USGrwth	UK	Germany	Japan	HK		
1D	0%	0%	0%	1%	-1%	5%		
7D	2%	3%	0%	2%	2%	9%		
90D	5%	1%	13%	9%	6%	15%		
365D	32%	35%	17%	25%	15%	3%		

10-Year Treasury Yields							Commodities & FX					
	US	Brazil	UK	Germany	Japan	HK		WTI	Gas	Gold	USD/EUR	USD/JPY
Last	3.77%	12.30%	4.00%	2.18%	0.82%	2.70%	Last	70.5	2.88	2,687	0.89	144.0
1d Chg	0.03	0.00	0.06	0.04	0.01	-0.06	1d % Chg	-1.5%	3.3%	0.4%	-0.3%	0.6%

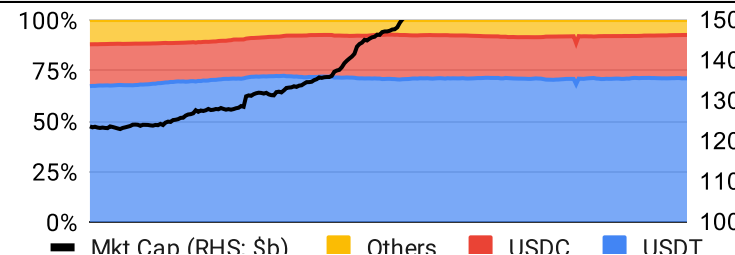
Volatility

Annualized Volatility							Rolling 3M Annualized Volatility, LTM			
	BTC	ETH	BNB	SOL	XRP	DOGE				
30D	44%	60%	40%	66%	44%	61%				
90D	55%	68%	57%	84%	75%	77%				
180D	51%	66%	53%	83%	64%	83%				
365D	52%	61%	57%	94%	62%	89%				

Correlations

Intra-Crypto Correlations, LTM							Rolling 3M Correlations, LTM	
	BTC	ETH	BNB	SOL	XRP	DOGE		
BTC								
ETH	0.80							
BNB	0.60	0.58						
SOL	0.67	0.60	0.47					
XRP	0.55	0.52	0.39	0.47				
DOGE	0.75	0.67	0.50	0.56	0.55			

Stablecoins

Stablecoin Market Size and Volume, \$m					Stablecoin Dominance (LHS) & Market Cap \$b (RHS), LTM	
Ticker	Price	1d Vol	20d Avg Vol	Market Cap		
USDT	1.00	56,150	50,552	119,238		
USDC	1.00	6,009	5,500	35,974		
DAI	1.00	77	73	5,365		
USDe	1.00	23	50	2,546		
USDD	1.00	3	3	737		
PYUSD	1.00	25	25	713		
						■ Mkt Cap (RHS: \$b) ■ Others ■ USDC ■ USDT

Ethereum Mainnet & Layer 2s

Mainnet & Layer 2 Transactions (m/day) and L2 TVL (\$m)					Transactions (m/day), Rolling 90-Day Average, LTM					
Network	1d	30d Avg	TVL	Tech Type						
XaiL3 on Arbitrum	5.8	247.6								
Base	4.7	133.2		Optimistic Rollup						
Gravity	3.3	88.7		Optimium						
Taiko	1.3	63.6		Optimistic Rollup						
Arbitrum One	1.8	49.6		Optimistic Rollup						
PoP ApexL3 on Ar	1.1	38.7								
Immutable X	0.2	36.9		Validium						
PlayBlockL3 on Ar	1.3	35.4								
Ethereum	1.1	33.6	-	mainnet	Layer 2 Token Performance & Market Cap (\$b)					
WINRL3 on Arbitru	1.0	25.3				IMX	STX	MNT	MATIC	ARB
					24h Return	0%	0%	+0.01%	+0.28%	+2.08%
					Market Cap	3.5	2.9	2.1	1.2	780.6

NFTs and DAOs

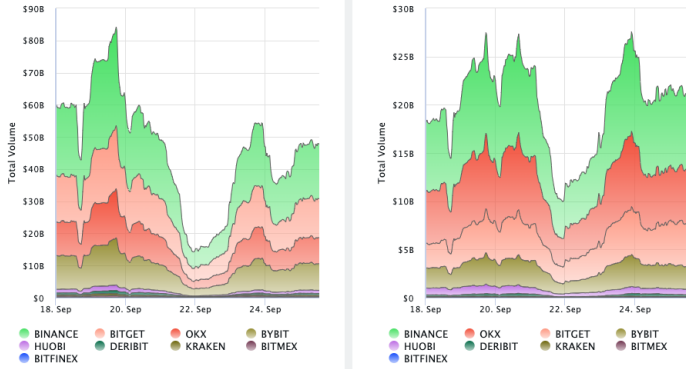
NFT Collection Stats (\$; Volume, MC in \$m)						DAO Treasury Amount (\$m) and Composition					
Collection	Floor	% Listed	3M Ret.	3M Vol	Market Cap	DAO	Treasury	Stables	BTC/ETH	Own Tokens	Other
CryptoPunks	74,471	12%	-13%	50,196	745	Uniswap	2,742	0%	0%	100%	0%
Bored Ape Yacht C	30,197	3%	4%	52,688	302	Mantle	2,525	1%	23%	73%	2%
Pudgy Penguins	27,739	2%	-10%	53,639	247	Arbitrum	1,964	0%	1%	99%	0%
Azuki	14,850	2%	40%	18,557	149	ENS	1,408	0%	0%	92%	8%
Autoglyphs	261,111	1%	-38%	253	134	Optimism	1,306	0%	0%	100%	0%
NodeMonkes	12,726	14%	26%	24,906	127	Ethereum	712	0%	100%	0%	0%
Mutant Ape Yacht	5,124	3%	6%	22,167	100	Golem	366	0%	88%	12%	0%
Chromie Squiggle	9,710	2%	-26%	1,271	97	Merit Circle	333	6%	1%	92%	1%
Milady Maker	8,455	5%	-51%	31,576	85	Gnosis	331	7%	21%	46%	27%
Fidenza by Tyler H	77,021	2%	-26%	1,673	77	Lido	251	5%	42%	52%	1%

Crypto News

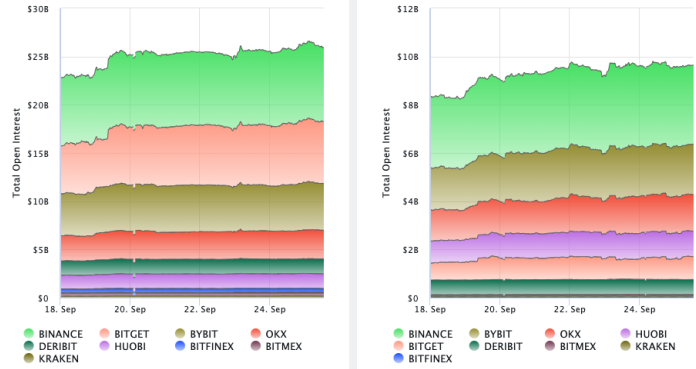
- [Bitcoin's \\$5.8B Quarterly Options Expiry May Spark Market Swings. Deribit Says - CoinDesk](#)
- [Bitcoin Emerges as Key 'Liquidity Barometer.' Correlating with Global Money Supply Trends: Rese... - CryptoPotato](#)
- [Caroline Ellison sentenced to two years in FTX crypto fraud - BBC.com](#)
- [Stand With Crypto Group Moves Harris' Rating to 'NA' From 'B' - CoinDesk](#)
- [Chinese Bitcoin Miners Retain 55% of Bitcoin Hashrate Despite Ban - Yahoo Finance](#)
- [Congressman Blasts SEC Chair Over Crypto Regulation Failures - Bitcoin.com News](#)
- [Visa to help banks test tokenized assets, smart contracts - Blockworks](#)
- [Solana devs weigh proposal to juice validator revenue - Blockworks](#)
- [TrustToken, TrueCoin settle with SEC over TUSD allegations - Blockworks](#)

Crypto Futures

Futures Volume (BTC LHS ; ETH RHS), 1d



Futures Open Interest (BTC LHS ; ETH RHS)



OI Weighted Funding Rate (BTC LHS ; ETH RHS), 1d

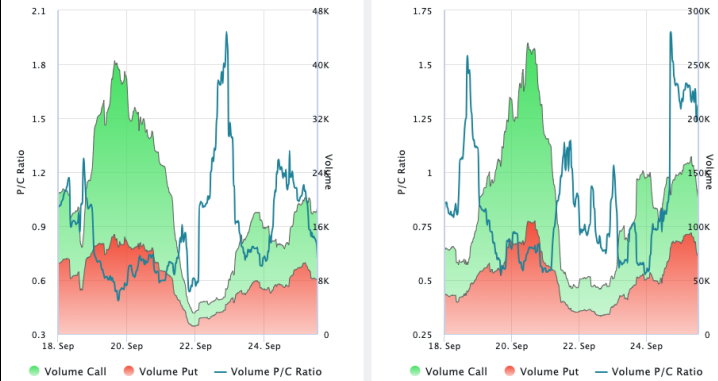


Liquidations (BTC LHS ; ETH RHS), 1d

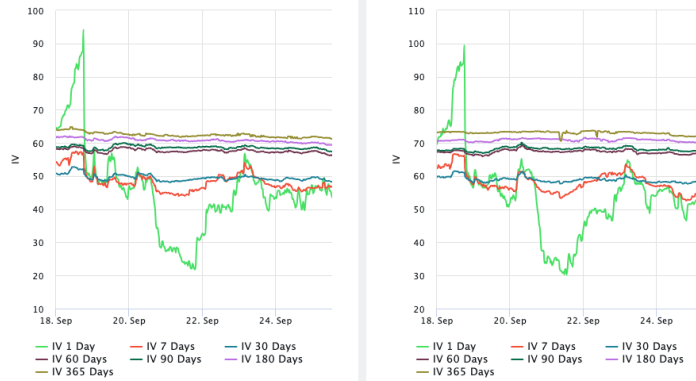


Crypto Options

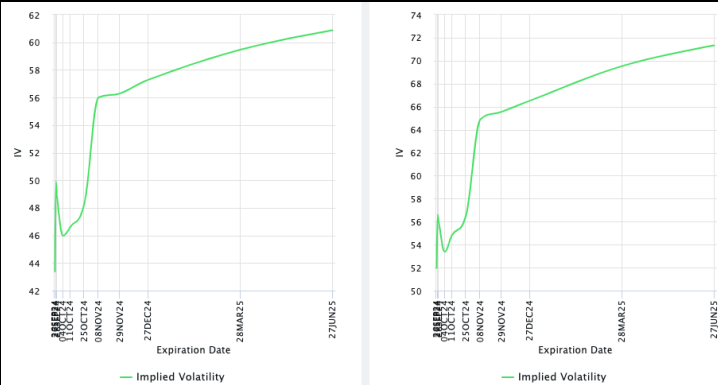
Options Volume & Put/Call Ratio (BTC LHS ; ETH RHS), 1d



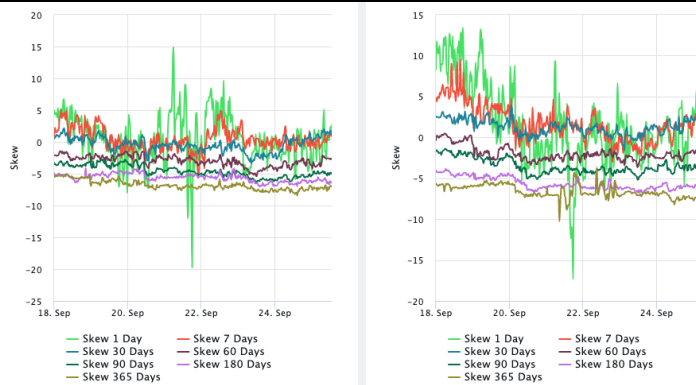
ATM Implied Volatility (BTC LHS ; ETH RHS)



ATM Implied Vol Term Structure (BTC LHS ; ETH RHS)



25 Delta Skew (BTC LHS ; ETH RHS)



About GSR

GSR has over a decade of extensive experience in the crypto market, serving as a trusted liquidity provider and active, multi-stage investor. Our suite of services includes OTC Trading, Derivatives, and Market Making. GSR is actively involved in every major sector of the digital asset ecosystem, working with token issuers, institutional investors, miners, and leading trading venues.

For more information or if we can help with anything, please see gsr.io or contact us at gsr@gsr.io.

Follow GSR for more content: [Twitter](#) [Telegram](#) [LinkedIn](#)

Authors

Brian Rudick, Senior Strategist	Twitter	Telegram
Carlos Guzman, Research Analyst	Twitter	Telegram
Toe Bautista, Research Analyst	Twitter	Telegram

Required Disclosures

This material is provided by GSR (the "Firm") solely for informational purposes, is intended only for sophisticated, institutional investors and does not constitute an offer or commitment, a solicitation of an offer or commitment, or any advice or recommendation, to enter into or conclude any transaction (whether on the terms shown or otherwise), or to provide investment services in any state or country where such an offer or solicitation or provision would be illegal. The Firm is not and does not act as an advisor or fiduciary in providing this material. GSR is not authorised or regulated in the UK by the Financial Conduct Authority. The protections provided by the UK regulatory system will not be available to you. Specifically, information provided herein is intended for institutional persons only and is not suitable for retail persons in the United Kingdom, and no solicitation or recommendation is being made to you in regards to any products or services.

This material is not a research report, and not subject to any of the independence and disclosure standards applicable to research reports prepared pursuant to FINRA or CFTC research rules. This material is not independent of the Firm's proprietary interests, which may conflict with the interests of any counterparty of the Firm. The Firm trades instruments discussed in this material for its own account, may trade contrary to the views expressed in this material, and may have positions in other related instruments.

Information contained herein is based on sources considered to be reliable, but is not guaranteed to be accurate or complete. Any opinions or estimates expressed herein reflect a judgment made by the author(s) as of the date of publication, and are subject to change without notice. Trading and investing in digital assets involves significant risks including price volatility and illiquidity and may not be suitable for all investors. The Firm is not liable whatsoever for any direct or consequential loss arising from the use of this material. Copyright of this material belongs to GSR. Neither this material nor any copy thereof may be taken, reproduced or redistributed, directly or indirectly, without prior written permission of GSR

Notes & Sources

All options data is based on Deribit and derivatives graphics are from Laevidas. Market returns are based on price returns for the following ETFs: VOO, QQQ, EWU, EWG, EWJ, and EWH. Onchain volumes are not considered and thus certain token volumes may be understated (e.g., stETH).

CoinGecko	Santiment	DefiLlama	CoinMarketCap	Laevidas
L2Beat	Google Finance	TradingView	Deribit	WorldCoinIndex
Cryptorank	Investing.com	NFT Price Floor	CryptoSlate	