











Crypto Leaderboard

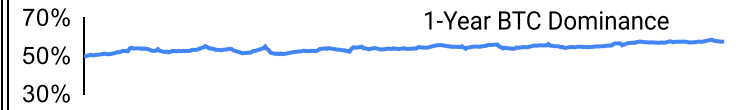
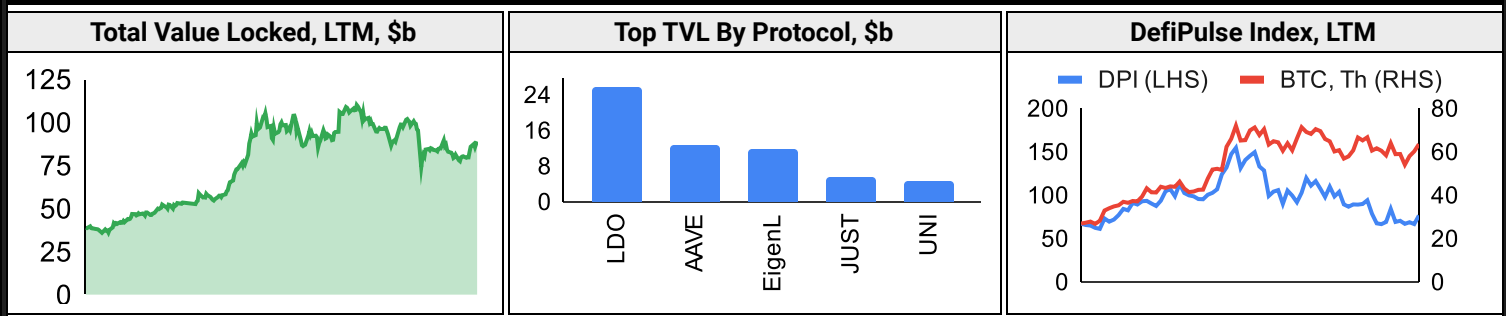
Rank	Name	Ticker	Price	24h	7d	30d	24h Vol \$m	MC \$m	1-Year Chart
1	Bitcoin	BTC	\$65,207	3%	4%	10%	34,660	1,288,441	
2	Ethereum	ETH	\$2,652	3%	8%	8%	17,179	319,191	
3	Tether	USDT	\$1.00	0%	0%	0%	60,826	119,253	
4	BNB	BNB	\$596	1%	5%	12%	893	86,923	
5	Solana	SOL	\$156	4%	10%	7%	3,729	73,350	
6	USD Coin	USDC	\$1.00	0%	0%	0%	8,084	36,243	
7	XRP Ledger	XRP	\$0.59	1%	1%	5%	1,355	33,527	
8	Lido stETH	STETH	\$2,651	3%	8%	8%	29	26,018	
9	Dogecoin	DOGE	\$0.12	8%	13%	19%	1,443	17,275	
10	Toncoin	TON	\$5.79	2%	2%	6%	446	14,690	

Top & Bottom Performers - Top 100 Tokens

24h		7 Days		30 Days		90 Days		365 Days	
SHIB	20%	SEI	44%	SUI	101%	SUI	116%	BONK	10400%
BRETT	15%	TAO	40%	TAO	67%	HNT	108%	OM	6458%
PEPE	11%	SHIB	31%	FTM	59%	TAO	96%	PEPE	1189%
THETA	11%	NEAR	29%	POPCAT	54%	OM	79%	TAO	832%
FET	-1%	USDC	0%	MATIC	-8%	LDO	-33%	LDO	-15%
WLD	-2%	DAI	0%	POL	-9%	BRETT	-34%	MATIC	-15%
HNT	-3%	KAS	-3%	KLAY	-14%	MKR	-36%	ARB	-22%
TAO	-7%	XMR	-6%	MKR	-19%	NOT	-39%	ATOM	-28%

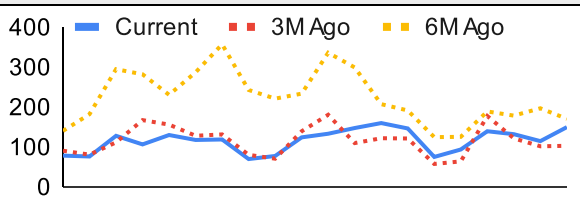
Category Performance

Category	7d	30d	90d	180d	365d	Ecosystem	7d	30d	90d	180d	365d
Meme	12%	39%	11%	-36%	249%	BSC	12%	45%	5%	-34%	87%
Lending	34%	30%	4%	-21%	108%	Polkadot	13%	44%	5%	-42%	56%
Gaming/Entertai	12%	18%	-7%	-55%	45%	Polygon	11%	30%	-1%	-42%	58%
Smart Contract	12%	16%	7%	-39%	121%	Cosmos	12%	16%	-3%	-43%	140%
DEX	10%	14%	-5%	-50%	93%	Avalanche	9%	16%	-5%	-40%	61%
Scaling	9%	14%	-15%	-60%	40%	Ethereum	9%	11%	-11%	-43%	15%
IoT/Data/Comp.	11%	13%	4%	-42%	122%	Solana	9%	6%	-10%	-50%	149%
Currency	4%	10%	6%	-34%	45%	Tron	1%	-10%	45%	16%	151%
Privacy	3%	8%	1%	-32%	10%						
CEXs	18%	8%	1%	-23%	59%						
Other DeFi	7%	4%	-14%	-45%	58%						

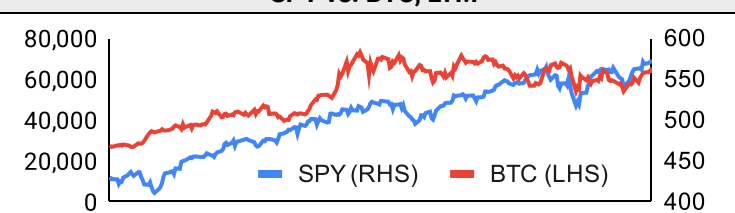

DeFi


Trading Volume

Aggregate Volumes by Product, \$b					Top Derivatives Exchanges, \$m and bps					Top Spot Exchanges, \$m		
Product	1d	7d	30d	O/I	Exchange	1d Vol	O/I	Mkr	Tkr	Exchange	Mkts	1d Vol
Spot	42	242.14	940.2	n/a	Binance	58,396	18,284	2.0	4.0	Binance	1,672	16,070
Perpetuals	145	847	3,640	574	Bybit	24,112	12,492	2.0	5.5	Coinbase	406	2,185
Futures	0	1	14	1	OKX	24,374	6,127	2.0	5.0	Bybit	1,005	5,635
Options	3	11	45	n/a	Bitget	20,784	9,803	2.0	6.0	OKX	714	2,367

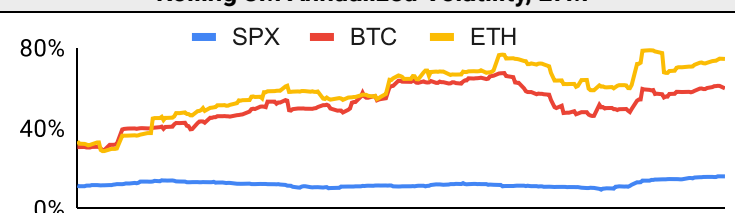
Daily Spot Volume, Top 100 Tokens Last 20d, \$b				Top Volume, 1d, \$m		Top Volume, %20d Avg		Low Volume, %20d Avg	
				USDT	65,161	SHIB	515%	LEO	9%
				BTC	35,394	EZETH	298%	RETH	34%
				ETH	17,245	EETH	274%	STETH	72%
				USDC	6,519	SEI	266%	WBT	79%
				FDUSD	4,879	BRETT	258%	QNT	82%

Traditional Finance

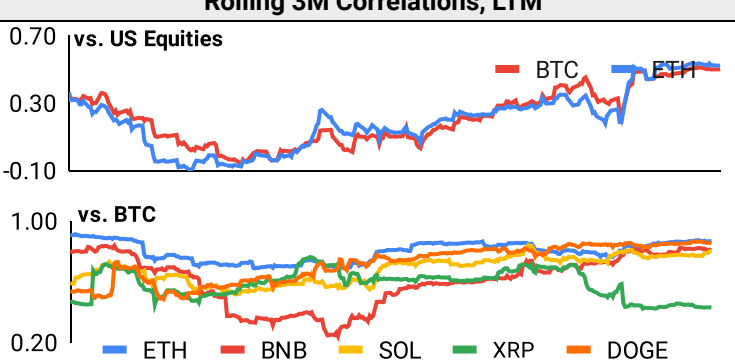
Global Equity Markets							SPY vs. BTC, LTM	
	US	USGrwth	UK	Germany	Japan	HK		
1D	0%	0%	-1%	-1%	0%	-1%	40,000	550
7D	2%	3%	0%	1%	2%	8%	60,000	500
90D	4%	1%	14%	8%	5%	15%	80,000	450
365D	34%	37%	18%	27%	17%	3%	0	400

10-Year Treasury Yields							Commodities & FX					
	US	Brazil	UK	Germany	Japan	HK	Last	WTI	Gas	Gold	USD/EUR	USD/JPY
Last	3.79%	12.15%	4.06%	2.17%	0.84%	2.73%	Last	67.5	2.75	2,700	0.89	144.6
1d Chg	0.01	-0.11	0.04	-0.01	0.01	-0.05	1d % Chg	-3.1%	-2.5%	0.6%	-0.5%	-0.1%

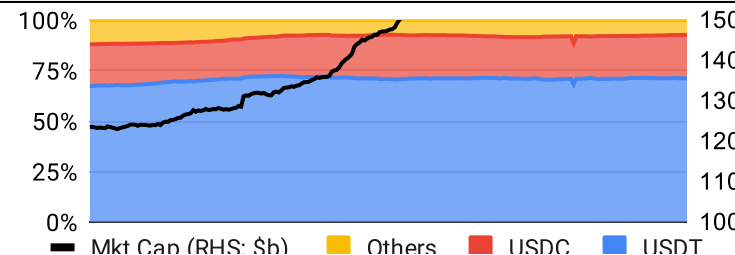
Volatility

Annualized Volatility							Rolling 3M Annualized Volatility, LTM			
	BTC	ETH	BNB	SOL	XRP	DOGE				
30D	41%	53%	40%	65%	42%	64%	40%	40%	40%	40%
90D	55%	68%	57%	84%	75%	79%	60%	60%	60%	60%
180D	52%	66%	53%	83%	64%	83%	70%	70%	70%	70%
365D	52%	61%	57%	94%	62%	89%	80%	80%	80%	80%

Correlations

Intra-Crypto Correlations, LTM							Rolling 3M Correlations, LTM	
	BTC	ETH	BNB	SOL	XRP	DOGE		
BTC							0.30	0.30
ETH	0.80						0.10	0.10
BNB	0.60	0.58					0.20	0.20
SOL	0.68	0.60	0.47				0.30	0.30
XRP	0.55	0.52	0.39	0.47			0.40	0.40
DOGE	0.75	0.67	0.50	0.57	0.55		0.50	0.50

Stablecoins

Stablecoin Market Size and Volume, \$m					Stablecoin Dominance (LHS) & Market Cap \$b (RHS), LTM	
Ticker	Price	1d Vol	20d Avg Vol	Market Cap		
USDT	1.00	65,161	49,739	119,286		
USDC	1.00	6,519	5,277	36,076		
DAI	1.00	94	71	5,366		
USDe	1.00	45	50	2,558		
USDD	1.00	4	3	736		
PYUSD	1.00	29	23	709		

Ethereum Mainnet & Layer 2s

Mainnet & Layer 2 Transactions (m/day) and L2 TVL (\$m)					Transactions (m/day), Rolling 90-Day Average, LTM					
Network	1d	30d Avg	TVL	Tech Type						
Xai	6.0	243.3								
Base	4.8	133.8		Optimistic Rollup						
Gravity	3.6	89.5		Optimium						
Taiko	1.4	62.7		Optimistic Rollup						
Arbitrum One	1.7	49.4		Optimistic Rollup						
PoP Apex	1.1	38.1								
PlayBlock	1.4	35.6								
Immutable X	0.4	35.4		Validium						
Ethereum	1.2	33.7	-	mainnet						
WINR	0.9	25.8								

Layer 2 Token Performance & Market Cap (\$b)					
	IMX	STX	MNT	MATIC	ARB
24h Return	+1.68%	+5.10%	+3.39%	+0.80%	+3.86%
Market Cap	3.6	3.0	2.1	1.2	808.1

NFTs and DAOs

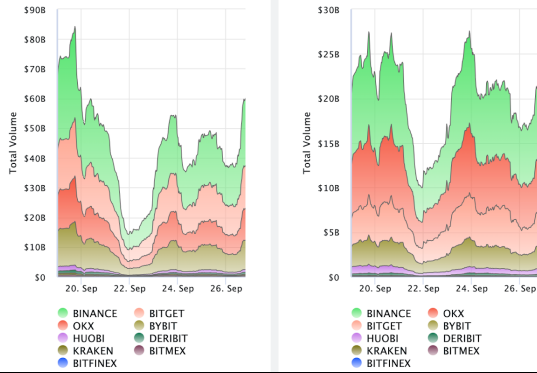
NFT Collection Stats (\$; Volume, MC in \$m)						DAO Treasury Amount (\$m) and Composition					
Collection	Floor	% Listed	3M Ret.	3M Vol	Market Cap	DAO	Treasury	Stables	BTC/ETH	Own Tokens	Other
CryptoPunks	74,151	12%	-18%	50,389	742	Uniswap	2,938	0%	0%	100%	0%
Bored Ape Yacht C	29,814	3%	-7%	52,686	298	Mantle	2,618	1%	23%	74%	2%
Pudgy Penguins	27,296	2%	-12%	53,559	243	Arbitrum	2,052	0%	1%	99%	0%
Azuki	14,994	2%	35%	18,672	150	ENS	1,419	0%	0%	92%	8%
NodeMonkes	13,561	13%	36%	24,982	136	Optimism	1,321	0%	0%	100%	0%
Autoglyphs	263,689	1%	-37%	253	135	Ethereum	716	0%	100%	0%	0%
Mutant Ape Yacht	5,075	3%	-9%	21,888	99	Golem	371	0%	87%	13%	0%
Chromie Squiggle	9,010	2%	-23%	1,289	90	Merit Circle	357	6%	0%	92%	1%
Bitcoin Puppets	8,709	11%	5%	17,785	87	Gnosis	328	7%	21%	45%	27%
Milady Maker	8,303	5%	-53%	31,245	83	Lido	253	5%	42%	52%	1%

Crypto News

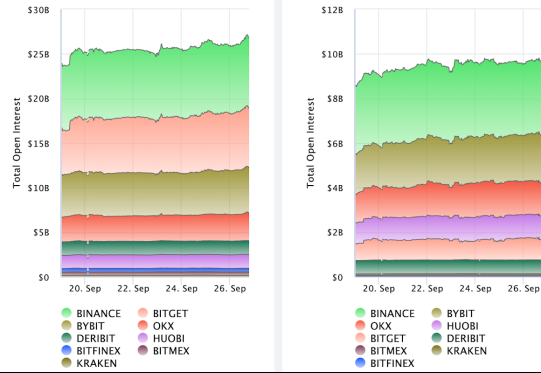
- [Bitcoin Hits \\$65K for First Time Since Early August, Renewing Investor Interest in Spot ETFs - CoinDesk](#)
- [Bitcoin Network Eases Up: Difficulty Falls 4.6% at Block 862,848 - Bitcoin.com News](#)
- [Trump and Harris Want More Crypto Innovation. Yikes. - Bloomberg](#)
- [PayPal expands services to allow merchants to buy and sell crypto: CNBC Crypto World - CNBC](#)
- [Hacker nearly completes laundering \\$230 million stolen from WazirX - CryptoSlate](#)
- [Tokenized assets to exceed \\$20B over next year: CF Benchmarks - Blockworks](#)
- [Caroline Ellison sentenced while the SEC targets TUSD - Blockworks](#)
- [How a Harris 'Opportunity Economy' Will Benefit the Crypto Industry - CoinDesk](#)
- [Avalanche Unveils \\$40M Grant Program Ahead of 'Avalanche9000' Upgrade - CoinDesk](#)

Crypto Futures

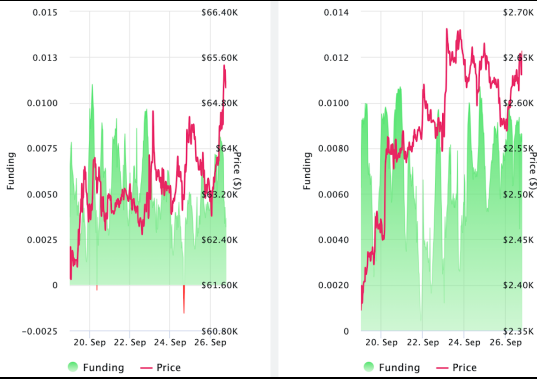
Futures Volume (BTC LHS ; ETH RHS), 1d



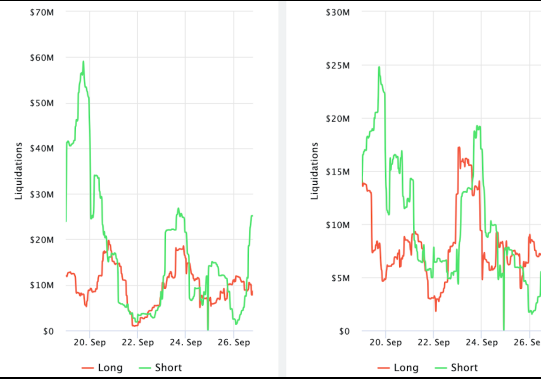
Futures Open Interest (BTC LHS ; ETH RHS)



OI Weighted Funding Rate (BTC LHS ; ETH RHS), 1d

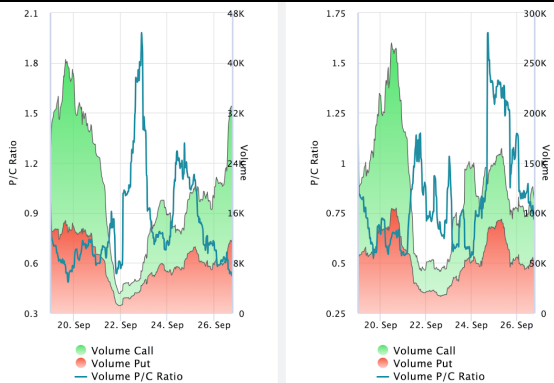


Liquidations (BTC LHS ; ETH RHS), 1d

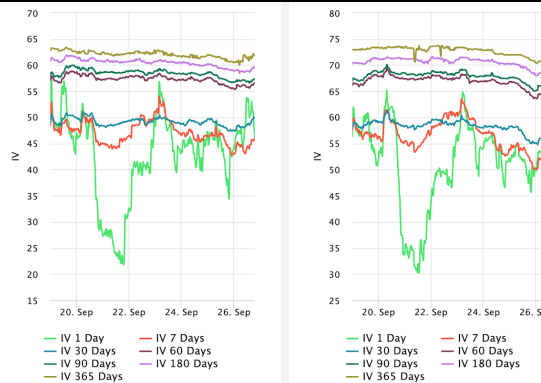


Crypto Options

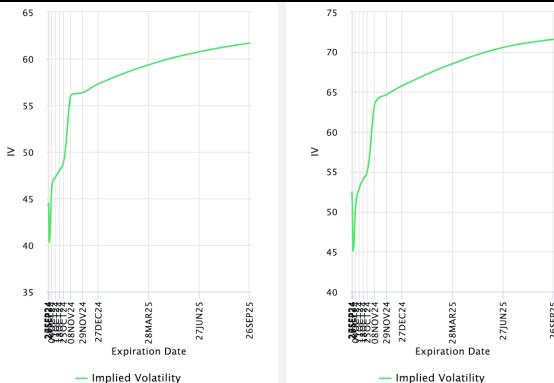
Options Volume & Put/Call Ratio (BTC LHS ; ETH RHS), 1d



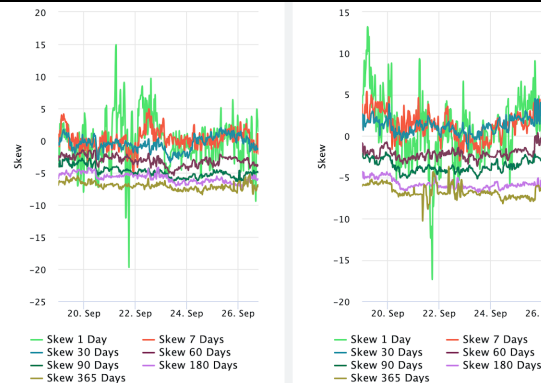
ATM Implied Volatility (BTC LHS ; ETH RHS)



ATM Implied Vol Term Structure (BTC LHS ; ETH RHS)



25 Delta Skew (BTC LHS ; ETH RHS)



About GSR

GSR has over a decade of extensive experience in the crypto market, serving as a trusted liquidity provider and active, multi-stage investor. Our suite of services includes OTC Trading, Derivatives, and Market Making. GSR is actively involved in every major sector of the digital asset ecosystem, working with token issuers, institutional investors, miners, and leading trading venues.

For more information or if we can help with anything, please see gsr.io or contact us at gsr@gsr.io.

Follow GSR for more content: [Twitter](#) [Telegram](#) [LinkedIn](#)

Authors

Brian Rudick, Senior Strategist	Twitter	Telegram
Carlos Guzman, Research Analyst	Twitter	Telegram
Toe Bautista, Research Analyst	Twitter	Telegram

Required Disclosures

This material is provided by GSR (the "Firm") solely for informational purposes, is intended only for sophisticated, institutional investors and does not constitute an offer or commitment, a solicitation of an offer or commitment, or any advice or recommendation, to enter into or conclude any transaction (whether on the terms shown or otherwise), or to provide investment services in any state or country where such an offer or solicitation or provision would be illegal. The Firm is not and does not act as an advisor or fiduciary in providing this material. GSR is not authorised or regulated in the UK by the Financial Conduct Authority. The protections provided by the UK regulatory system will not be available to you. Specifically, information provided herein is intended for institutional persons only and is not suitable for retail persons in the United Kingdom, and no solicitation or recommendation is being made to you in regards to any products or services.

This material is not a research report, and not subject to any of the independence and disclosure standards applicable to research reports prepared pursuant to FINRA or CFTC research rules. This material is not independent of the Firm's proprietary interests, which may conflict with the interests of any counterparty of the Firm. The Firm trades instruments discussed in this material for its own account, may trade contrary to the views expressed in this material, and may have positions in other related instruments.

Information contained herein is based on sources considered to be reliable, but is not guaranteed to be accurate or complete. Any opinions or estimates expressed herein reflect a judgment made by the author(s) as of the date of publication, and are subject to change without notice. Trading and investing in digital assets involves significant risks including price volatility and illiquidity and may not be suitable for all investors. The Firm is not liable whatsoever for any direct or consequential loss arising from the use of this material. Copyright of this material belongs to GSR. Neither this material nor any copy thereof may be taken, reproduced or redistributed, directly or indirectly, without prior written permission of GSR

Notes & Sources

All options data is based on Deribit and derivatives graphics are from Laevidas. Market returns are based on price returns for the following ETFs: VOO, QQQ, EWU, EWG, EWJ, and EWH. Onchain volumes are not considered and thus certain token volumes may be understated (e.g., stETH).

CoinGecko	Santiment	DefiLlama	CoinMarketCap	Laevidas
L2Beat	Google Finance	TradingView	Deribit	WorldCoinIndex
Cryptorank	Investing.com	NFT Price Floor	CryptoSlate	