











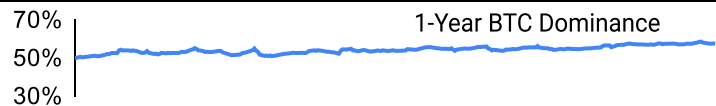
Crypto Leaderboard

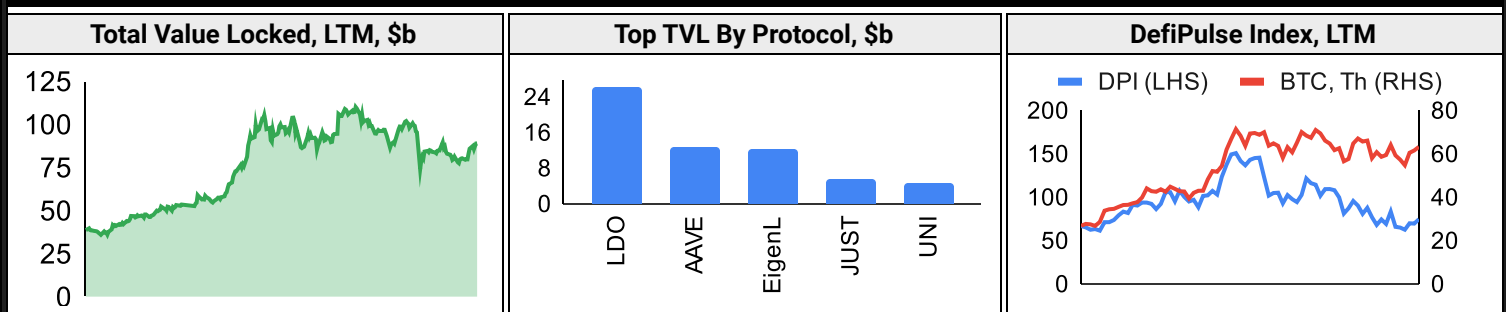
Rank	Name	Ticker	Price	24h	7d	30d	24h Vol \$m	MC \$m	1-Year Chart
1	Bitcoin	BTC	\$65,471	2%	5%	12%	38,061	1,293,683	
2	Ethereum	ETH	\$2,648	1%	5%	6%	17,111	318,766	
3	Tether	USDT	\$1.00	0%	0%	0%	61,333	119,382	
4	BNB	BNB	\$607	2%	8%	14%	1,428	88,606	
5	Solana	SOL	\$156	3%	9%	11%	4,220	73,183	
6	USD Coin	USDC	\$1.00	0%	0%	0%	7,312	36,320	
7	XRP Ledger	XRP	\$0.59	0%	1%	4%	1,295	33,244	
8	Lido stETH	STETH	\$2,649	1%	6%	8%	38	25,937	
9	Dogecoin	DOGE	\$0.12	8%	20%	27%	1,624	18,085	
10	Toncoin	TON	\$5.98	3%	8%	9%	443	15,157	

Top & Bottom Performers - Top 100 Tokens

24h		7 Days		30 Days		90 Days		365 Days	
SHIB	20%	SHIB	47%	SUI	108%	HNT	137%	BONK	12150%
W	18%	W	38%	TAO	81%	SUI	116%	OM	6309%
FLOKI	17%	BONK	33%	FTM	67%	TAO	108%	PEPE	1369%
PEPE	17%	WIF	33%	SHIB	53%	AAVE	77%	TAO	852%
NEAR	-3%	FDUSD	0%	POL	0%	LDO	-30%	LDO	-16%
FTM	-4%	USDC	0%	KCS	-1%	NOT	-31%	MATIC	-16%
POPCAT	-5%	DAI	0%	TRX	-2%	MKR	-31%	ARB	-27%
RUNE	-5%	XMR	-7%	MKR	-8%	BRETT	-32%	ATOM	-27%

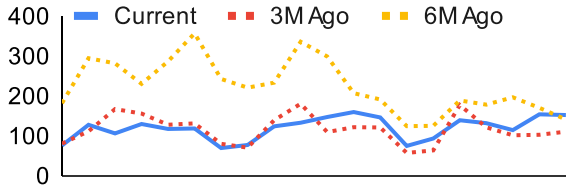
Category Performance

Category	7d	30d	90d	180d	365d	Ecosystem	7d	30d	90d	180d	365d
Meme	25%	48%	19%	-33%	284%	BSC	13%	68%	17%	-31%	94%
Lending	21%	34%	7%	-20%	104%	Polkadot	12%	67%	17%	-38%	64%
Gaming/Entertai	13%	23%	-3%	-55%	49%	Polygon	10%	44%	8%	-40%	61%
Scaling	11%	21%	-9%	-59%	41%	Avalanche	11%	20%	-1%	-40%	60%
Smart Contract	11%	20%	9%	-40%	117%	Ethereum	9%	15%	-7%	-44%	13%
DEX	11%	19%	0%	-50%	96%	Solana	11%	11%	-7%	-50%	152%
IoT/Data/Comp.	12%	17%	10%	-41%	126%	Cosmos	3%	10%	-10%	-47%	75%
Other DeFi	10%	14%	-8%	-44%	60%	Tron	1%	-8%	45%	17%	150%
Currency	5%	12%	8%	-34%	44%						
Privacy	2%	10%	5%	-33%	11%						
CEXs	6%	9%	2%	-23%	61%						

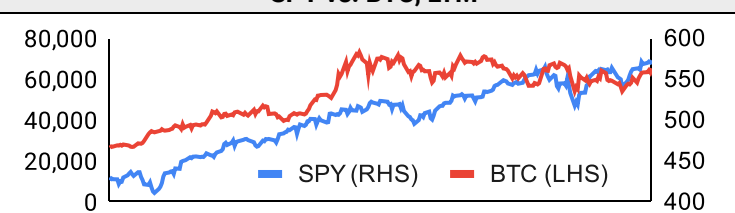
DeFi


Trading Volume

Aggregate Volumes by Product, \$b					Top Derivatives Exchanges, \$m and bps				Top Spot Exchanges, \$m			
Product	1d	7d	30d	O/I	Exchange	1d Vol	O/I	Mkr	Tkr	Exchange	Mkts	1d Vol
Spot	42	236.72	955.68	n/a	Binance	56,470	18,940	2.0	4.0	Binance	1,674	16,200
Perpetuals	147	815	3,690	539	Bybit	24,085	12,957	2.0	5.5	Coinbase	406	2,674
Futures	0	1	14	1	OKX	24,086	6,339	2.0	5.0	Bybit	1,006	5,676
Options	3	11	45	n/a	Bitget	19,221	10,154	2.0	6.0	OKX	718	2,537

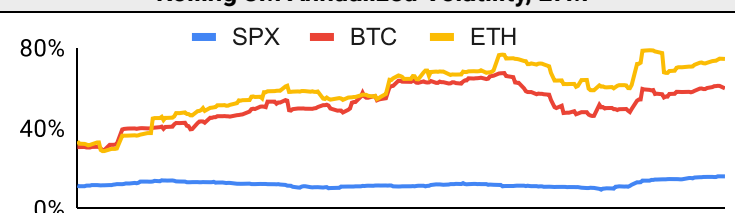
Daily Spot Volume, Top 100 Tokens Last 20d, \$b				Top Volume, 1d, \$m		Top Volume, %20d Avg		Low Volume, %20d Avg	
				USDT	66,672	SHIB	555%	STETH	0%
				BTC	36,097	BONK	331%	XMR	83%
				ETH	17,057	W	301%	HNT	97%
				USDC	6,529	DOGE	244%	FLOW	108%
				FDUSD	4,748	BRETT	237%	ICP	113%

Traditional Finance

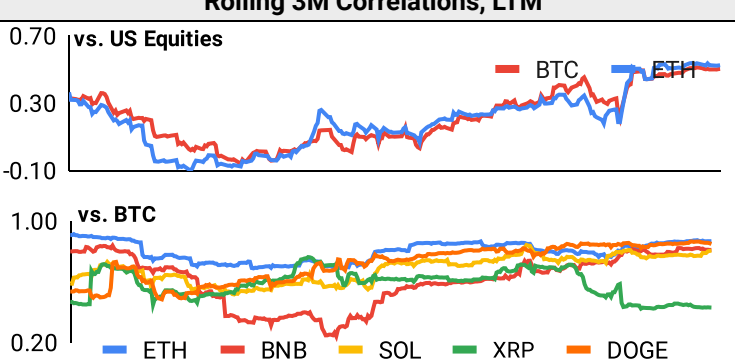
Global Equity Markets							SPY vs. BTC, LTM	
	US	USGrwth	UK	Germany	Japan	HK		
1D	0%	1%	0%	2%	3%	5%		
7D	1%	1%	-1%	2%	2%	9%		
90D	6%	2%	13%	10%	7%	19%		
365D	34%	38%	17%	30%	20%	7%		

10-Year Treasury Yields							Commodities & FX					
	US	Brazil	UK	Germany	Japan	HK		WTI	Gas	Gold	USD/EUR	USD/JPY
Last	3.77%	12.21%	4.02%	2.14%	0.85%	2.76%	Last	67.9	2.89	2,670	0.90	142.6
1d Chg	-0.03	0.00	0.01	0.00	0.05	-0.05	1d % Chg	0.3%	5.0%	-0.9%	0.2%	-1.5%

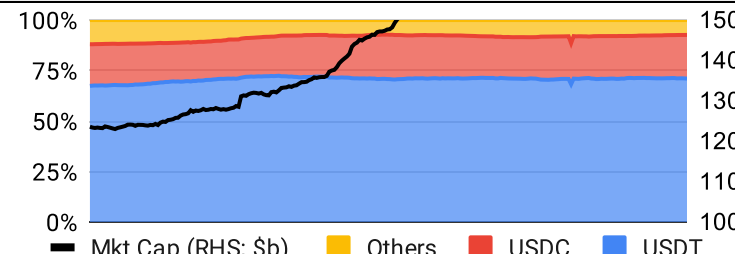
Volatility

Annualized Volatility							Rolling 3M Annualized Volatility, LTM			
	BTC	ETH	BNB	SOL	XRP	DOGE				
30D	41%	52%	41%	65%	42%	68%				
90D	55%	68%	57%	84%	75%	80%				
180D	52%	66%	53%	83%	64%	83%				
365D	52%	61%	57%	94%	62%	89%				

Correlations

Intra-Crypto Correlations, LTM							Rolling 3M Correlations, LTM	
	BTC	ETH	BNB	SOL	XRP	DOGE		
BTC								
ETH	0.80							
BNB	0.60	0.58						
SOL	0.67	0.60	0.47					
XRP	0.55	0.52	0.39	0.47				
DOGE	0.75	0.67	0.50	0.57	0.55			

Stablecoins

Stablecoin Market Size and Volume, \$m					Stablecoin Dominance (LHS) & Market Cap \$b (RHS), LTM	
Ticker	Price	1d Vol	20d Avg Vol	Market Cap		
USDT	1.00	66,672	51,446	119,394		
USDC	1.00	6,529	5,457	36,347		
DAI	1.00	87	72	5,366		
USDe	1.00	40	51	2,550		
USDD	1.00	3	3	737		
PYUSD	1.00	20	24	712		

Ethereum Mainnet & Layer 2s

Mainnet & Layer 2 Transactions (m/day) and L2 TVL (\$m)					Transactions (m/day), Rolling 90-Day Average, LTM					
Network	1d	30d Avg	TVL	Tech Type						
Xai	5.8	244.6								
Base	4.8	134.2		Optimistic Rollup						
Gravity	3.3	90.4		Optimium						
Taiko	1.5	61.6		Optimistic Rollup						
Arbitrum One	1.9	49.2		Optimistic Rollup						
PoP Apex	1.1	37.4								
PlayBlock	1.4	35.8								
Immutable X	0.3	34.1		Validium						
Ethereum	1.2	33.7	-	mainnet						
WINR	0.7	25.8								

Layer 2 Token Performance & Market Cap (\$b)					
	IMX	STX	MNT	MATIC	ARB
24h Return	-1%	-2%	+2.36%	+0.91%	+3.10%
Market Cap	3.6	3.0	2.2	1.2	831.0

NFTs and DAOs

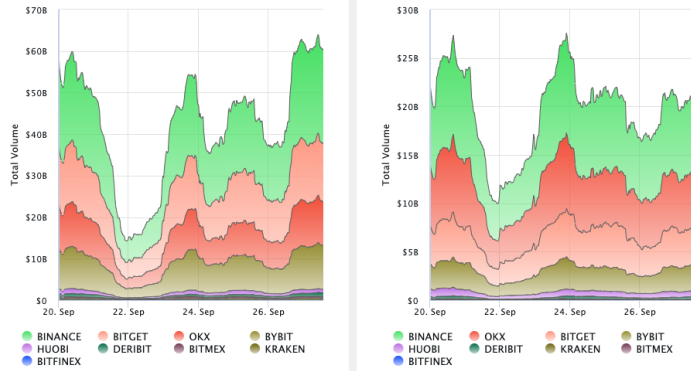
NFT Collection Stats (\$; Volume, MC in \$m)						DAO Treasury Amount (\$m) and Composition					
Collection	Floor	% Listed	3M Ret.	3M Vol	Market Cap	DAO	Treasury	Stables	BTC/ETH	Own Tokens	Other
CryptoPunks	73,833	12%	-23%	48,479	738	Uniswap	2,982	0%	0%	100%	0%
Bored Ape Yacht C	29,937	3%	-14%	50,329	299	Mantle	2,642	1%	23%	74%	2%
Pudgy Penguins	27,850	2%	-20%	50,764	248	Arbitrum	2,066	0%	1%	99%	0%
Azuki	15,004	2%	29%	18,223	150	ENS	1,438	0%	0%	92%	8%
Autoglyphs	264,544	1%	-37%	253	135	Optimism	1,405	0%	0%	100%	0%
NodeMonkes	13,283	14%	26%	24,176	133	Ethereum	721	0%	100%	0%	0%
Mutant Ape Yacht	4,876	3%	-23%	20,753	95	Golem	372	0%	87%	13%	0%
Bitcoin Puppets	9,488	11%	8%	17,632	95	Merit Circle	359	6%	1%	92%	1%
Chromie Squiggle	9,040	2%	-24%	1,273	90	Gnosis	335	7%	21%	45%	27%
Milady Maker	8,553	5%	-53%	30,526	86	Lido	255	5%	42%	52%	1%

Crypto News

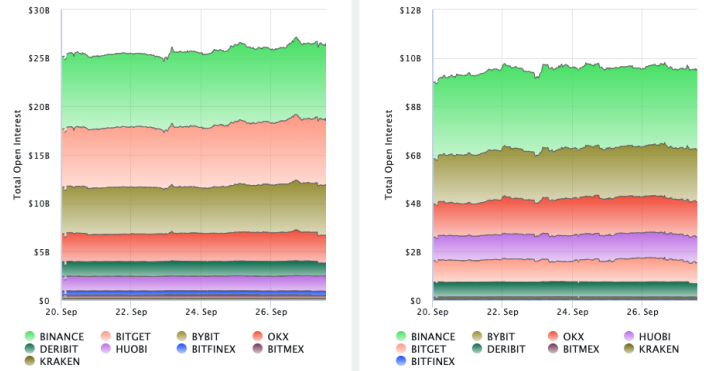
- [Bitcoin Prices Show Positive 30-Day Correlation With China's Central Bank Balance Sheet - CoinDesk](#)
- [BlackRock Highlights Bitcoin's Unique Properties as Approved IBIT Options Could Cement Risk-Off Status - CoinDesk](#)
- [Bitcoin Holds Above \\$65,000 After China's 'Policy Bazooka' Stimulus - Decrypt](#)
- [BlackRock Bitcoin Holdings Swell to Nearly \\$24 Billion After Latest Buy - Decrypt](#)
- [Americans lost \\$5.6b to cryptocurrency fraud in 2023, reveals FBI - IBS Intelligence](#)
- [Massena Town Board approves final cryptocurrency regulation - NNY360](#)
- [Bhutan continues to rake in the bitcoin - Blockworks](#)
- [Global Effort Disrupts Russia Linked Network Using Crypto to Evade Sanctions, U.S. Charges Two Russians - CoinDesk](#)
- [Crypto PACs Dominate Ohio Senate Race, Spending \\$40M on Sherrod Brown's Foe - CoinDesk](#)

Crypto Futures

Futures Volume (BTC LHS ; ETH RHS), 1d



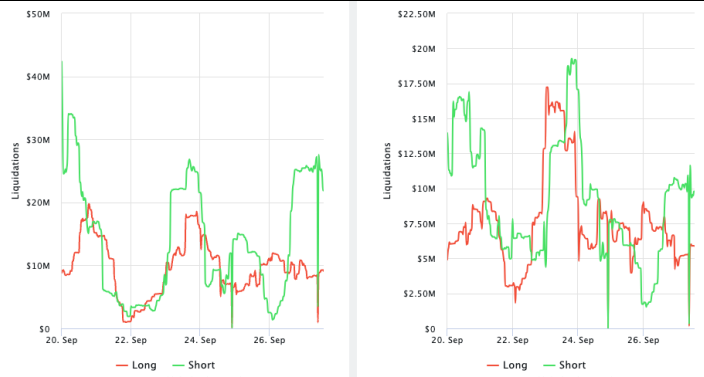
Futures Open Interest (BTC LHS ; ETH RHS)



OI Weighted Funding Rate (BTC LHS ; ETH RHS), 1d

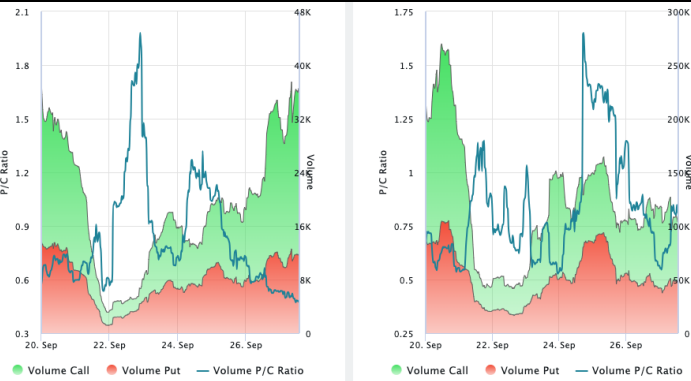


Liquidations (BTC LHS ; ETH RHS), 1d

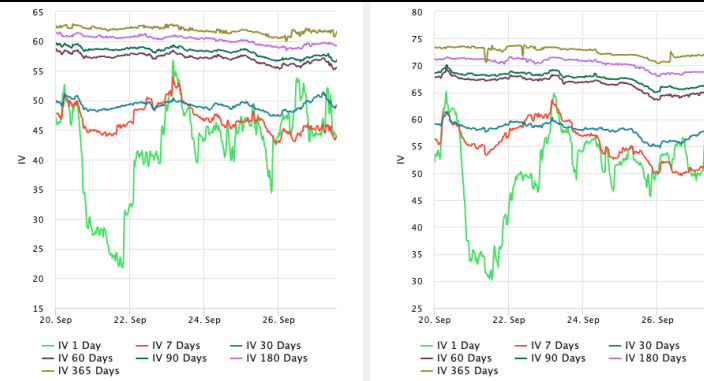


Crypto Options

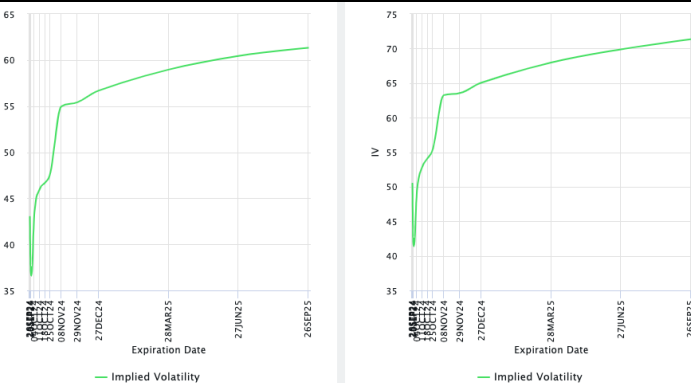
Options Volume & Put/Call Ratio (BTC LHS ; ETH RHS), 1d



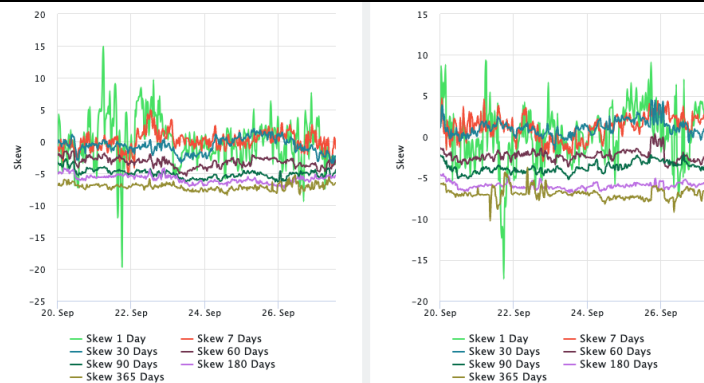
ATM Implied Volatility (BTC LHS ; ETH RHS)



ATM Implied Vol Term Structure (BTC LHS ; ETH RHS)



25 Delta Skew (BTC LHS ; ETH RHS)





September 27, 2024

About GSR

GSR has over a decade of extensive experience in the crypto market, serving as a trusted liquidity provider and active, multi-stage investor. Our suite of services includes OTC Trading, Derivatives, and Market Making. GSR is actively involved in every major sector of the digital asset ecosystem, working with token issuers, institutional investors, miners, and leading trading venues.

For more information or if we can help with anything, please see gsr.io or contact us at gsr@gsr.io.

Follow GSR for more content: [Twitter](#) [Telegram](#) [LinkedIn](#)

Authors

Brian Rudick, Senior Strategist	Twitter	Telegram
Carlos Guzman, Research Analyst	Twitter	Telegram
Toe Bautista, Research Analyst	Twitter	Telegram

Required Disclosures

This material is provided by GSR (the "Firm") solely for informational purposes, is intended only for sophisticated, institutional investors and does not constitute an offer or commitment, a solicitation of an offer or commitment, or any advice or recommendation, to enter into or conclude any transaction (whether on the terms shown or otherwise), or to provide investment services in any state or country where such an offer or solicitation or provision would be illegal. The Firm is not and does not act as an advisor or fiduciary in providing this material. GSR is not authorised or regulated in the UK by the Financial Conduct Authority. The protections provided by the UK regulatory system will not be available to you. Specifically, information provided herein is intended for institutional persons only and is not suitable for retail persons in the United Kingdom, and no solicitation or recommendation is being made to you in regards to any products or services.

This material is not a research report, and not subject to any of the independence and disclosure standards applicable to research reports prepared pursuant to FINRA or CFTC research rules. This material is not independent of the Firm's proprietary interests, which may conflict with the interests of any counterparty of the Firm. The Firm trades instruments discussed in this material for its own account, may trade contrary to the views expressed in this material, and may have positions in other related instruments.

Information contained herein is based on sources considered to be reliable, but is not guaranteed to be accurate or complete. Any opinions or estimates expressed herein reflect a judgment made by the author(s) as of the date of publication, and are subject to change without notice. Trading and investing in digital assets involves significant risks including price volatility and illiquidity and may not be suitable for all investors. The Firm is not liable whatsoever for any direct or consequential loss arising from the use of this material. Copyright of this material belongs to GSR. Neither this material nor any copy thereof may be taken, reproduced or redistributed, directly or indirectly, without prior written permission of GSR

Notes & Sources

All options data is based on Deribit and derivatives graphics are from Laevidas. Market returns are based on price returns for the following ETFs: VOO, QQQ, EWU, EWG, EWJ, and EWH. Onchain volumes are not considered and thus certain token volumes may be understated (e.g., stETH).

CoinGecko	Santiment	DefiLlama	CoinMarketCap	Laevidas
L2Beat	Google Finance	TradingView	Deribit	WorldCoinIndex
Cryptorank	Investing.com	NFT Price Floor	CryptoSlate	