











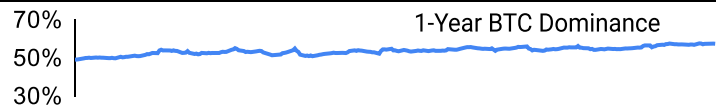
Crypto Leaderboard

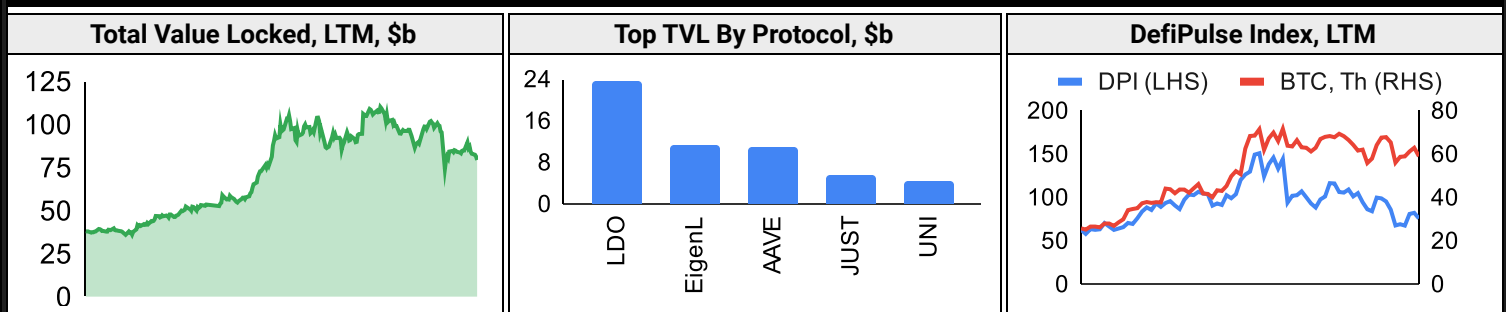
Rank	Name	Ticker	Price	24h	7d	30d	24h Vol \$m	MC \$m	1-Year Chart
1	Bitcoin	BTC	\$56,569	-4%	-4%	5%	34,136	1,117,212	
2	Ethereum	ETH	\$2,399	-4%	-5%	-1%	16,826	288,625	
3	Tether	USDT	\$1.00	0%	0%	0%	50,997	118,169	
4	BNB	BNB	\$500	-7%	-7%	8%	1,156	72,906	
5	Solana	SOL	\$128	-5%	-11%	-1%	3,020	59,979	
6	USD Coin	USDC	\$1.00	0%	0%	0%	6,959	34,745	
7	XRP Ledger	XRP	\$0.55	-4%	-3%	12%	1,238	30,926	
8	Lido stETH	STETH	\$2,398	-4%	-5%	-1%	108	23,525	
9	Dogecoin	DOGE	\$0.10	-4%	-4%	1%	570	13,910	
10	TRON	TRX	\$0.15	-2%	-5%	23%	608	12,998	

Top & Bottom Performers - Top 100 Tokens

24h		7 Days		30 Days		90 Days		365 Days	
HNT	2%	XMR	10%	HNT	68%	HNT	93%	BONK	6938%
BSV	2%	OM	8%	SUI	45%	TRX	31%	OM	4711%
FTN	1%	HNT	7%	FET	40%	AAVE	27%	PEPE	787%
STRK	0%	UNI	7%	AAVE	36%	WBT	10%	SOL	534%
BRETT	-9%	NOT	-17%	ATOM	-14%	ONDO	-58%	LDO	-37%
TON	-11%	IMX	-17%	ONDO	-18%	TIA	-60%	QNT	-39%
NOT	-11%	TON	-17%	BRETT	-20%	GALA	-62%	ATOM	-41%
RUNE	-13%	KLAY	-22%	NOT	-22%	NOT	-65%	ARB	-45%

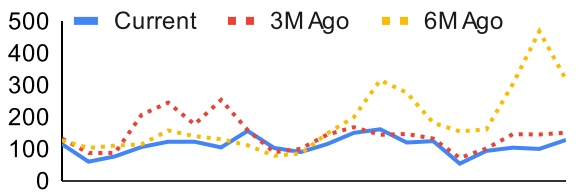
Category Performance

Category	7d	30d	90d	180d	365d	Ecosystem	7d	30d	90d	180d	365d
CEXs	-2%	12%	-20%	-25%	47%	Tron	-7%	90%	46%	13%	187%
Lending	-4%	11%	-31%	-32%	81%	Avalanche	-5%	9%	-38%	-48%	37%
Currency	-2%	10%	-25%	-34%	30%	Polkadot	-3%	8%	-50%	-55%	18%
IoT/Data/Comp.	-6%	9%	-36%	-56%	90%	Ethereum	-6%	7%	-39%	-55%	3%
DEX	-6%	7%	-42%	-54%	56%	Polygon	-4%	5%	-47%	-55%	23%
Scaling	-10%	6%	-53%	-68%	11%	Cosmos	-10%	4%	-46%	-60%	68%
Smart Contract	-8%	6%	-35%	-50%	63%	BSC	-3%	4%	-47%	-47%	45%
Meme	-9%	1%	-48%	-58%	136%	Solana	-16%	-3%	-45%	-54%	95%
Gaming/Entertai	-15%	-4%	-55%	-68%	-22%						
Other DeFi	-15%	-6%	-42%	-56%	9%						
Privacy	-16%	-8%	-37%	-47%	-16%						

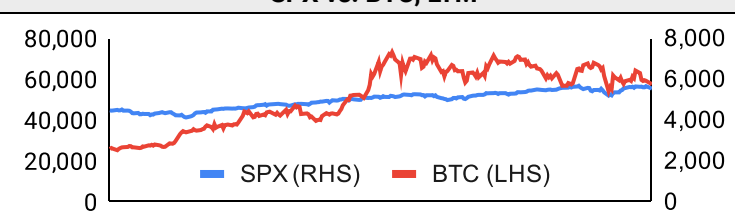
DeFi


Trading Volume

Aggregate Volumes by Product, \$b					Top Derivatives Exchanges, \$m and bps					Top Spot Exchanges, \$m		
Product	1d	7d	30d	O/I	Exchange	1d Vol	O/I	Mkr	Tkr	Exchange	Score	1d Vol
Spot	30	182.17	962.48	n/a	Binance	47,816	14,090	2.0	4.0	Binance	15,242,7	0
Perpetuals	125	721	3,800	717	Bybit	19,670	8,950	2.0	5.5	Coinbase	2,992,1	0
Futures	0	1	16	1	OKX	21,912	4,820	2.0	5.0	OKX	5,482,3	0
Options	2	8	46	n/a	Bitget	17,026	7,198	2.0	6.0	Bybit	2,464,7	0

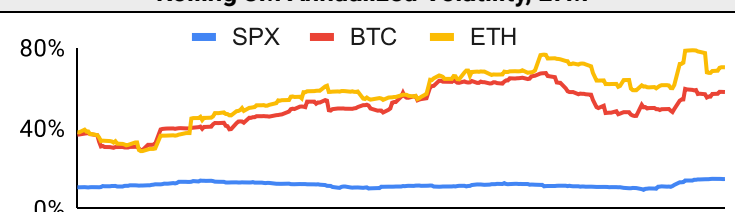
Daily Spot Volume, Top 100 Tokens Last 20d, \$b				Top Volume, 1d, \$m		Top Volume, %20d Avg		Low Volume, %20d Avg	
				USDT	54,586	STETH	220%	NOT	63%
				BTC	33,433	AAVE	219%	PYUSD	64%
				ETH	16,018	EZETH	207%	TRX	67%
				USDC	6,247	WEETH	180%	BTT	68%
				FDUSD	4,505	BSV	173%	WBT	72%

Traditional Finance

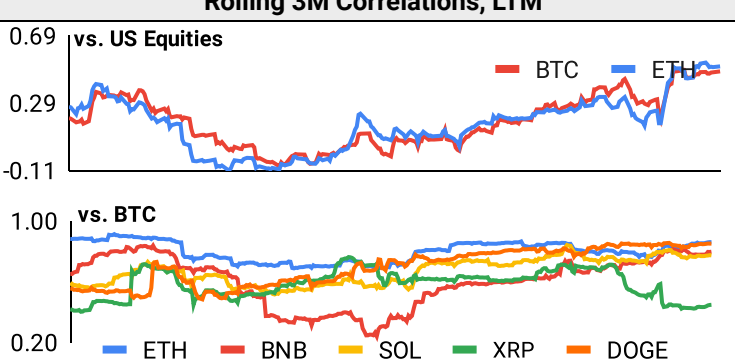
Global Equity Markets							SPX vs. BTC, LTM	
	US	USGrwth	UK	Germany	Japan	HK		
1D	-2%	-3%	-2%	-1%	-2%	-2%		
7D	-2%	-3%	-2%	-1%	-1%	-2%		
90D	4%	0%	4%	2%	3%	-4%		
365D	24%	23%	20%	19%	17%	-10%		

10-Year Treasury Yields							Commodities & FX					
	US	Brazil	UK	Germany	Japan	HK		WTI	Gas	Gold	USD/EUR	USD/JPY
Last	3.83%	12.12%	3.99%	2.24%	0.89%	2.85%	Last	70.6	2.23	2,521	0.91	145.1
1d Chg	-0.01	0.00	0.00	-0.04	0.00	-0.05	1d % Chg	0.4%	1.3%	-0.1%	0.0%	-0.2%

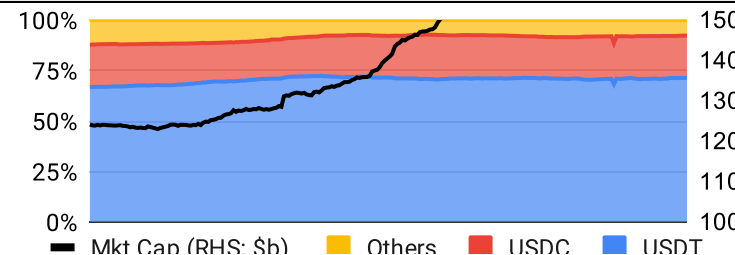
Volatility

Annualized Volatility							Rolling 3M Annualized Volatility, LTM			
	BTC	ETH	BNB	SOL	XRP	DOGE				
30D	64%	79%	58%	87%	83%	76%				
90D	53%	65%	58%	86%	75%	78%				
180D	56%	70%	64%	89%	72%	97%				
365D	52%	60%	57%	94%	61%	88%				

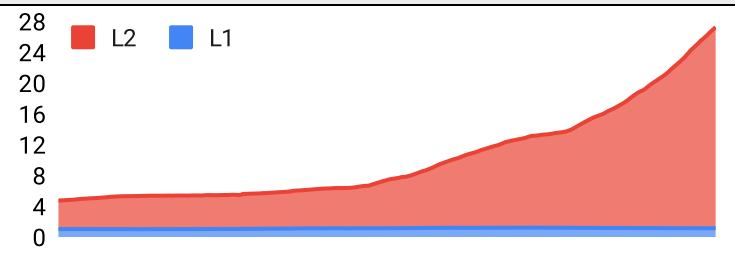
Correlations

Intra-Crypto Correlations, LTM							Rolling 3M Correlations, LTM	
	BTC	ETH	BNB	SOL	XRP	DOGE		
BTC								
ETH	0.80							
BNB	0.60	0.58						
SOL	0.67	0.60	0.47					
XRP	0.56	0.52	0.39	0.47				
DOGE	0.75	0.67	0.49	0.56	0.55			

Stablecoins

Stablecoin Market Size and Volume, \$m					Stablecoin Dominance (LHS) & Market Cap \$b (RHS), LTM	
Ticker	Price	1d Vol	20d Avg Vol	Market Cap		
USDT	1.00	54,586	48,167	118,114		
USDC	1.00	6,247	5,085	34,703		
DAI	1.00	96	89	5,365		
USDe	1.00	79	49	2,690		
PYUSD	1.00	24	37	899		
USDD	1.00	4	4	753		

Ethereum Mainnet & Layer 2s

Mainnet & Layer 2 Transactions (m/day) and L2 TVL (\$m)					Transactions (m/day), Rolling 90-Day Average, LTM	
Network	1d	30d Avg	TVL	Tech Type		
Xai	9.8	293.7				
Base	4.0	119.5	5,910	Optimistic Rollup		
Taiko	2.3	59.0	90	Optimistic Rollup		
Immutable X	2.3	58.4	104	Validium		
Gravity	3.4	57.3	146	Optimium		
Arbitrum One	1.5	52.7	13,630	Optimistic Rollup		
Apex	1.3	52.0	87	Validium		
Reya	0.8	45.6	39	Optimium		
PlayBlock	1.2	36.1				
Manta Pacific	0.2	33.6	461	Optimium		

Layer 2 Token Performance & Market Cap (\$b)					
	MATIC	IMX	STX	MNT	ARB
24h Return	-8%	-2%	-7%	-4%	-4%
Market Cap	3.8	2.4	2.1	1.9	627.0

NFTs and DAOs

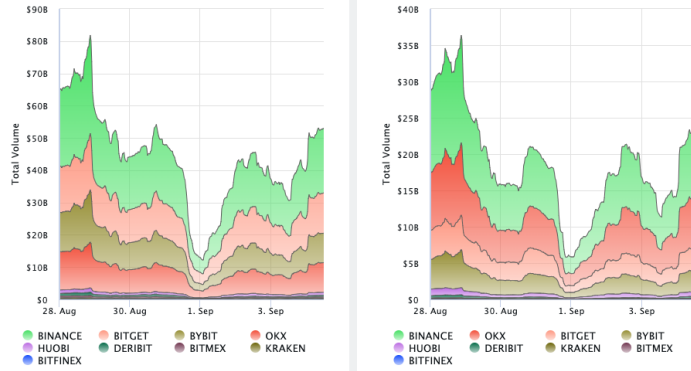
NFT Collection Stats (\$; Volume, MC in \$m)						DAO Treasury Amount (\$m) and Composition					
Collection	Floor	% Listed	3M Ret.	3M Vol	Market Cap	DAO	Treasury	Stables	BTC/ETH	Own Tokens	Other
CryptoPunks	67,097	12%	-5%	52,360	671	Uniswap	2,483	0%	0%	100%	0%
Bored Ape Yacht C	27,068	3%	-5%	77,360	271	Mantle	2,298	2%	23%	73%	2%
Pudgy Penguins	24,791	3%	0%	74,610	220	Arbitrum	1,595	0%	2%	98%	0%
Autoglyphs	251,986	1%	-25%	253	129	ENS	1,228	0%	0%	91%	9%
Azuki	11,437	2%	0%	26,740	114	Optimism	1,018	0%	0%	100%	0%
Chromie Squiggle	10,146	2%	0%	1,394	102	Ethereum	654	0%	100%	0%	0%
Mutant Ape Yacht	4,412	3%	-8%	515	86	Gnosis	336	7%	28%	42%	23%
Fidenza by Tyler H	82,795	3%	0%	1,701	83	Golem	334	0%	89%	11%	0%
Milady Maker	7,662	5%	-31%	55,281	77	Maker	273	21%	0%	79%	0%
Mad Lads	7,314	4%	-2%	301	73	Merit Circle	262	9%	1%	89%	1%

Crypto News

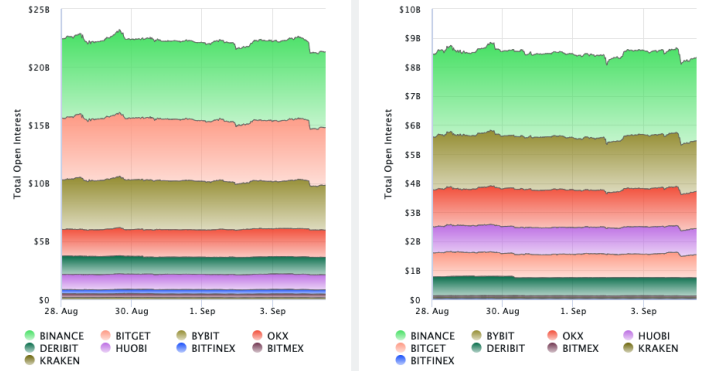
- [Bitcoin Dives Under \\$56K as Asian Equities See Red - CoinDesk](#)
- [Polygon's 'Biggest Little Upgrade': MATIC to POL - Blockworks](#)
- [6 key Solana developments to keep an eye on - Blockworks](#)
- [Riot criticizes Bitfarms' acquisition proposal, board changes - Blockworks](#)
- [Ex-SEC counsel: More crypto remarks likely coming from Trump, Harris - Blockworks](#)
- [The Sandbox's Largest Market for Creators Is Now India: Co-Founder Sebastien Borget - CoinDesk](#)
- [Bitcoin Mining Profitability Is Stuck at Record Lows, JPMorgan Says - CoinDesk](#)
- [Ripple USD Stablecoin Could be Issued in 'Weeks, Not Months': Garlinghouse - CoinDesk](#)
- [Bitcoin ETFs Bleed \\$287M, Largest Daily Outflow in Four Months - CoinDesk](#)

Crypto Futures

Futures Volume (BTC LHS ; ETH RHS), 1d



Futures Open Interest (BTC LHS ; ETH RHS)



OI Weighted Funding Rate (BTC LHS ; ETH RHS), 1d

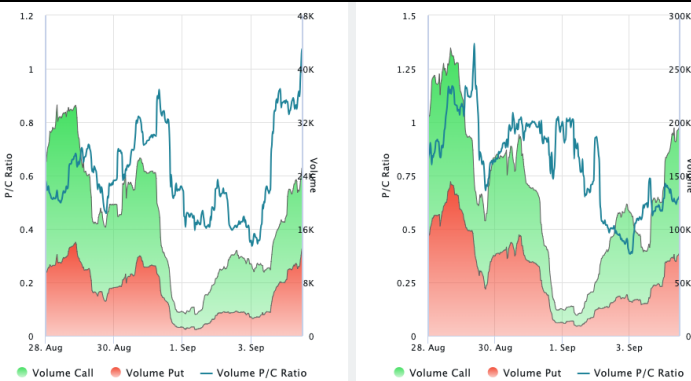


Liquidations (BTC LHS ; ETH RHS), 1d

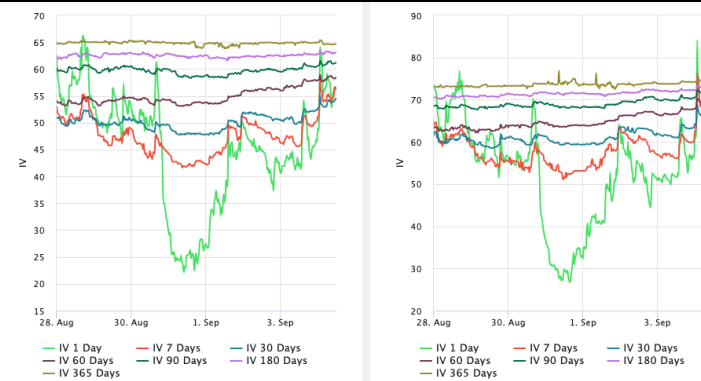


Crypto Options

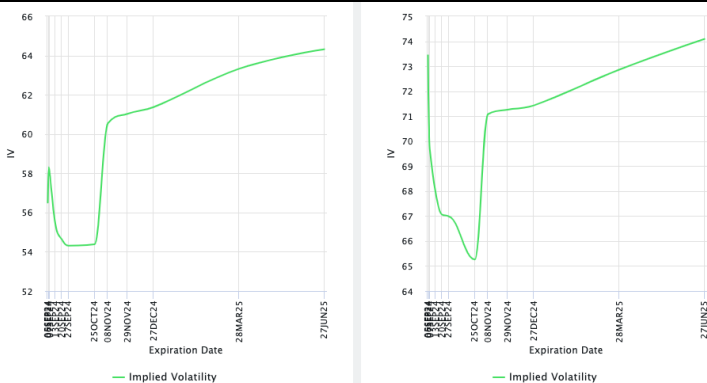
Options Volume & Put/Call Ratio (BTC LHS ; ETH RHS), 1d



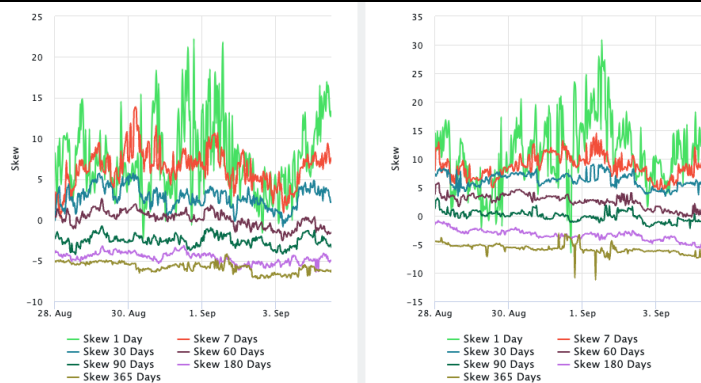
ATM Implied Volatility (BTC LHS ; ETH RHS)



ATM Implied Vol Term Structure (BTC LHS ; ETH RHS)



25 Delta Skew (BTC LHS ; ETH RHS)



About GSR

GSR has over a decade of extensive experience in the crypto market, serving as a trusted liquidity provider and active, multi-stage investor. Our suite of services includes OTC Trading, Derivatives, and Market Making. GSR is actively involved in every major sector of the digital asset ecosystem, working with token issuers, institutional investors, miners, and leading trading venues.

For more information or if we can help with anything, please see gsr.io or contact us at gsr@gsr.io.

Follow GSR for more content: [Twitter](#) [Telegram](#) [LinkedIn](#)

Authors

Brian Rudick, Senior Strategist	Twitter	Telegram
Carlos Guzman, Research Analyst	Twitter	Telegram
Toe Bautista, Research Analyst	Twitter	Telegram

Required Disclosures

This material is provided by GSR (the "Firm") solely for informational purposes, is intended only for sophisticated, institutional investors and does not constitute an offer or commitment, a solicitation of an offer or commitment, or any advice or recommendation, to enter into or conclude any transaction (whether on the terms shown or otherwise), or to provide investment services in any state or country where such an offer or solicitation or provision would be illegal. The Firm is not and does not act as an advisor or fiduciary in providing this material. GSR is not authorised or regulated in the UK by the Financial Conduct Authority. The protections provided by the UK regulatory system will not be available to you. Specifically, information provided herein is intended for institutional persons only and is not suitable for retail persons in the United Kingdom, and no solicitation or recommendation is being made to you in regards to any products or services.

This material is not a research report, and not subject to any of the independence and disclosure standards applicable to research reports prepared pursuant to FINRA or CFTC research rules. This material is not independent of the Firm's proprietary interests, which may conflict with the interests of any counterparty of the Firm. The Firm trades instruments discussed in this material for its own account, may trade contrary to the views expressed in this material, and may have positions in other related instruments.

Information contained herein is based on sources considered to be reliable, but is not guaranteed to be accurate or complete. Any opinions or estimates expressed herein reflect a judgment made by the author(s) as of the date of publication, and are subject to change without notice. Trading and investing in digital assets involves significant risks including price volatility and illiquidity and may not be suitable for all investors. The Firm is not liable whatsoever for any direct or consequential loss arising from the use of this material. Copyright of this material belongs to GSR. Neither this material nor any copy thereof may be taken, reproduced or redistributed, directly or indirectly, without prior written permission of GSR

Notes & Sources

All options data is based on Deribit and derivatives graphics are from Laevidas. Market returns are based on price returns for the following ETFs: VOO, QQQ, EWU, EWG, EWJ, and EWH. Onchain volumes are not considered and thus certain token volumes may be understated (e.g., stETH).

CoinGecko	Santiment	DefiLlama	CoinMarketCap	Laevidas
L2Beat	Google Finance	TradingView	Deribit	WorldCoinIndex
Cryptorank	Investing.com	NFT Price Floor	CryptoSlate	