











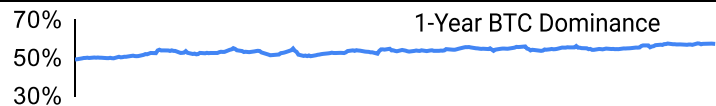
Crypto Leaderboard

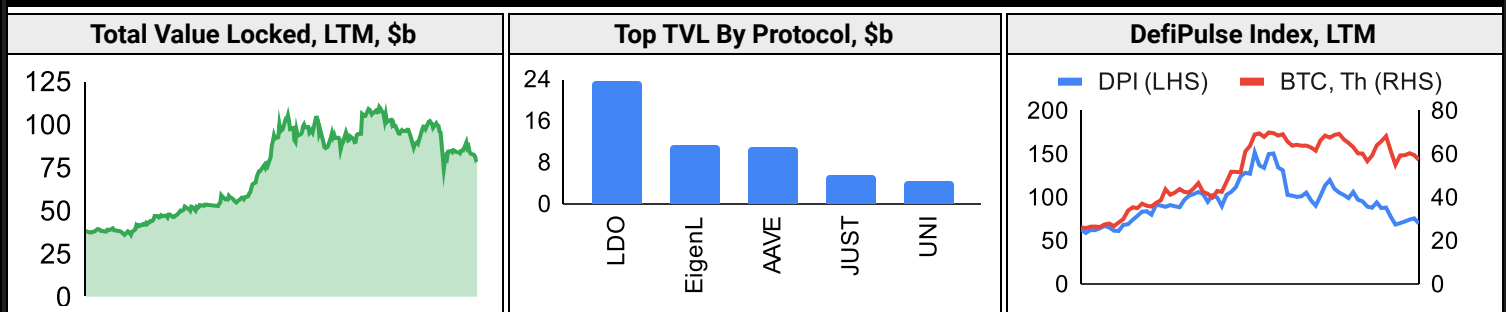
Rank	Name	Ticker	Price	24h	7d	30d	24h Vol \$m	MC \$m	1-Year Chart
1	Bitcoin	BTC	\$56,069	-4%	-6%	0%	31,567	1,107,361	
2	Ethereum	ETH	\$2,374	-4%	-6%	-4%	13,075	285,468	
3	Tether	USDT	\$1.00	0%	0%	0%	42,827	118,229	
4	BNB	BNB	\$501	-2%	-7%	3%	727	73,138	
5	Solana	SOL	\$131	-3%	-7%	-9%	2,448	61,084	
6	USD Coin	USDC	\$1.00	0%	0%	0%	6,906	34,916	
7	XRP Ledger	XRP	\$0.55	-3%	-3%	8%	1,047	30,779	
8	Lido stETH	STETH	\$2,372	-4%	-5%	-3%	76	23,276	
9	Dogecoin	DOGE	\$0.10	-2%	-3%	1%	478	14,162	
10	TRON	TRX	\$0.15	0%	-6%	22%	390	13,044	

Top & Bottom Performers - Top 100 Tokens

24h		7 Days		30 Days		90 Days		365 Days	
HNT	6%	HNT	16%	HNT	77%	HNT	119%	BONK	6657%
TRX	0%	BSV	8%	SUI	32%	AAVE	35%	OM	4454%
USDE	0%	UNI	7%	FET	32%	TRX	33%	PEPE	799%
USDT	0%	AAVE	7%	AAVE	27%	XMR	12%	SOL	566%
TAO	-9%	APT	-15%	TON	-20%	ONDO	-57%	LDO	-38%
IMX	-9%	BRETT	-16%	ATOM	-20%	TIA	-58%	QNT	-40%
EGLD	-9%	KLAY	-19%	BRETT	-25%	BRETT	-60%	ATOM	-43%
OM	-11%	IMX	-19%	NOT	-40%	NOT	-61%	ARB	-45%

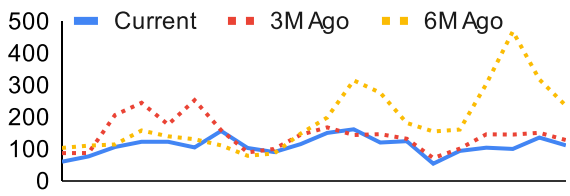
Category Performance

Category	7d	30d	90d	180d	365d	Ecosystem	7d	30d	90d	180d	365d
Currency	-1%	7%	-20%	-34%	32%	Tron	-8%	81%	48%	14%	180%
CEXs	-4%	6%	-20%	-26%	45%	Avalanche	-4%	3%	-34%	-50%	37%
IoT/Data/Comp.	-5%	5%	-31%	-57%	93%	Ethereum	-5%	2%	-34%	-56%	2%
Privacy	-3%	5%	-23%	-39%	0%	Polkadot	-2%	1%	-46%	-57%	12%
DEX	-5%	3%	-36%	-54%	57%	BSC	-1%	0%	-42%	-48%	40%
Lending	-5%	2%	-29%	-35%	76%	Polygon	-3%	0%	-43%	-56%	21%
Gaming/Entertai	-7%	2%	-46%	-68%	11%	Cosmos	-10%	-3%	-43%	-61%	59%
Scaling	-8%	1%	-49%	-69%	13%	Solana	-9%	-5%	-39%	-53%	97%
Smart Contract	-7%	1%	-31%	-50%	65%						
Meme	-7%	-3%	-44%	-60%	140%						
Other DeFi	-7%	-5%	-35%	-51%	26%						

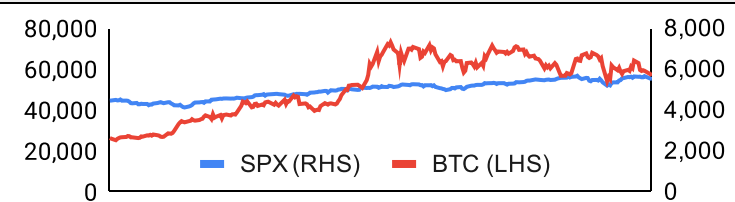
DeFi


Trading Volume

Aggregate Volumes by Product, \$b					Top Derivatives Exchanges, \$m and bps				Top Spot Exchanges, \$m			
Product	1d	7d	30d	O/I	Exchange	1d Vol	O/I	Mkr	Tkr	Exchange	Score	1d Vol
Spot	26	167.96	941.55	n/a	Binance	42,126	14,366	2.0	4.0	Binance	10,396,3	0
Perpetuals	107	662	3,720	753	Bybit	17,792	9,199	2.0	5.5	Coinbase	1,401,6	0
Futures	0	1	16	1	OKX	19,136	4,890	2.0	5.0	OKX	1,560,8	0
Options	1	8	42	n/a	Bitget	15,430	7,403	2.0	6.0	Bybit	4,945,8	0

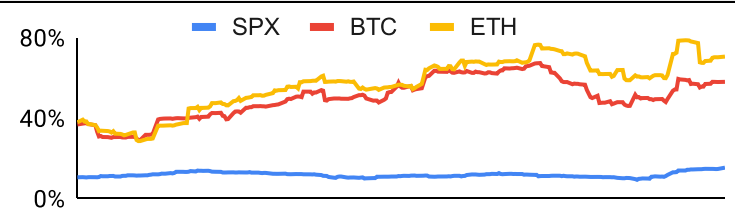
Daily Spot Volume, Top 100 Tokens Last 20d, \$b				Top Volume, 1d, \$m		Top Volume, %20d Avg		Low Volume, %20d Avg	
				USDT	47,244	POL	1194%	TON	48%
				BTC	30,392	RETH	226%	TRX	49%
				ETH	13,412	HNT	177%	RUNE	50%
				USDC	5,500	WEETH	159%	NOT	55%
				FDUSD	4,145	LEO	148%	FTM	60%

Traditional Finance

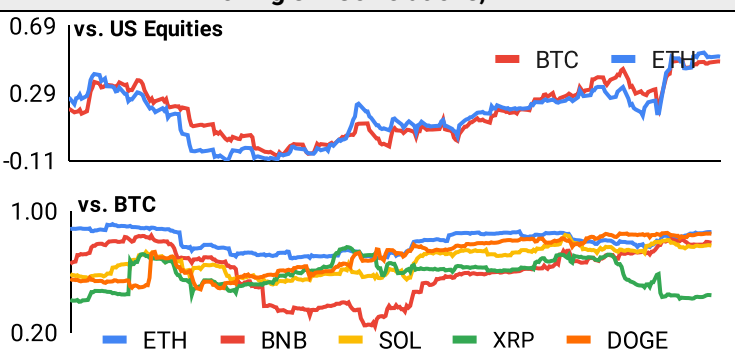
Global Equity Markets							SPX vs. BTC, LTM	
	US	USGrwth	UK	Germany	Japan	HK		
1D	0%	0%	0%	0%	-1%	0%		
7D	-1%	-2%	-1%	-1%	-2%	-1%		
90D	3%	0%	3%	2%	2%	-4%		
365D	24%	23%	21%	21%	15%	-8%		

10-Year Treasury Yields							Commodities & FX					
	US	Brazil	UK	Germany	Japan	HK	Last	WTI	Gas	Gold	USD/EUR	USD/JPY
Last	3.74%	12.03%	3.95%	2.20%	0.88%	2.78%	Last	69.1	2.27	2,538	0.90	143.4
1d Chg	-0.03	0.00	0.03	0.00	0.00	-0.06	1d % Chg	-0.1%	5.9%	0.5%	-0.1%	-0.2%

Volatility

Annualized Volatility							Rolling 3M Annualized Volatility, LTM			
	BTC	ETH	BNB	SOL	XRP	DOGE				
30D	64%	79%	55%	80%	82%	76%				
90D	54%	65%	57%	87%	74%	77%				
180D	56%	70%	64%	89%	72%	96%				
365D	52%	60%	57%	94%	61%	88%				

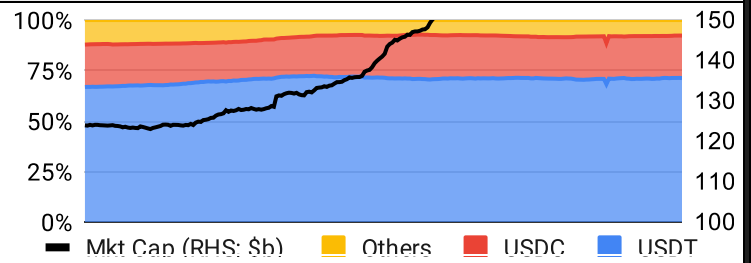
Correlations

Intra-Crypto Correlations, LTM							Rolling 3M Correlations, LTM	
	BTC	ETH	BNB	SOL	XRP	DOGE		
BTC								
ETH	0.80							
BNB	0.60	0.58						
SOL	0.67	0.60	0.47					
XRP	0.56	0.53	0.39	0.47				
DOGE	0.75	0.67	0.49	0.56	0.55			

Stablecoins

Stablecoin Market Size and Volume, \$m				
Ticker	Price	1d Vol	20d Avg Vol	Market Cap
USDT	1.00	47,244	48,231	118,169
USDC	1.00	5,500	5,095	34,910
DAI	1.00	77	89	5,365
USDe	1.00	51	50	2,691
PYUSD	1.00	24	36	912
USDD	1.00	3	4	754

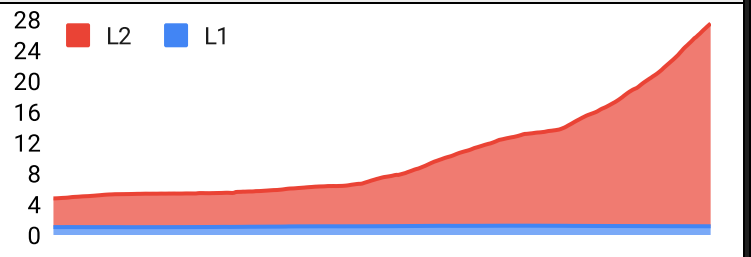
Stablecoin Dominance (LHS) & Market Cap \$b (RHS), LTM



Ethereum Mainnet & Layer 2s

Mainnet & Layer 2 Transactions (m/day) and L2 TVL (\$m)				
Network	1d	30d Avg	TVL	Tech Type
Xai	10.4	294.7		
Base	4.0	120.0	5,960	Optimistic Rollup
Gravity	3.6	60.9	147	Optimium
Immutable X	2.1	60.6	103	Validium
Taiko	2.4	60.3	90	Optimistic Rollup
Arbitrum One	1.7	51.9	13,700	Optimistic Rollup
Apex	1.3	51.4	87	Validium
Reya	0.4	44.9	39	Optimium
PlayBlock	1.2	36.2		
Manta Pacific	0.2	33.7	474	Optimium

Transactions (m/day), Rolling 90-Day Average, LTM



Layer 2 Token Performance & Market Cap (\$b)

	MATIC	IMX	STX	MNT	ARB
24h Return	-4%	-6%	-4%	-2%	-2%
Market Cap	3.7	2.4	2.1	1.8	633.7

NFTs and DAOs

NFT Collection Stats (\$; Volume, MC in \$m)					
Collection	Floor	% Listed	3M Ret.	3M Vol	Market Cap
CryptoPunks	68,543	12%	-4%	1,725	685
Bored Ape Yacht C	26,965	3%	-2%	75,533	270
Pudgy Penguins	24,548	3%	0%	74,965	218
Autoglyphs	248,584	1%	-25%	253	127
Azuki	11,266	2%	0%	26,443	113
Chromie Squiggle	10,009	2%	0%	1,406	100
Mutant Ape Yacht	4,768	3%	0%	848	93
Fidenza by Tyler H	81,678	3%	0%	1,701	82
Milady Maker	7,884	5%	-26%	950	79
Mad Lads	7,731	3%	-3%	433	77

DAO Treasury Amount (\$m) and Composition

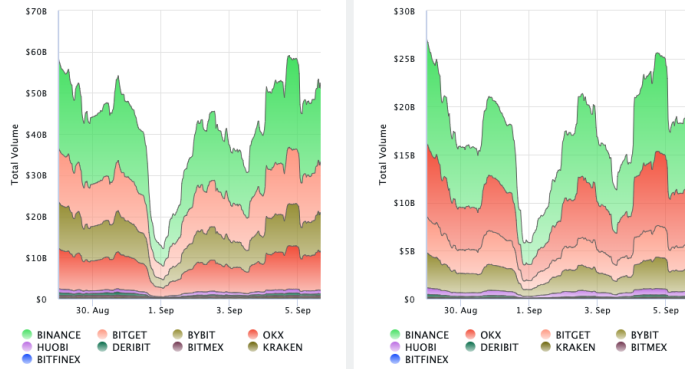
DAO	Treasury	Stables	BTC/ETH	Own Tokens	Other
Uniswap	2,487	0%	0%	100%	0%
Mantle	2,281	2%	23%	73%	2%
Arbitrum	1,602	0%	2%	98%	0%
ENS	1,230	0%	0%	91%	9%
Optimism	1,041	0%	0%	100%	0%
Ethereum	649	0%	100%	0%	0%
Gnosis	336	7%	28%	42%	23%
Golem	331	0%	89%	11%	0%
Maker	273	20%	0%	79%	0%
Merit Circle	254	9%	1%	89%	1%

Crypto News

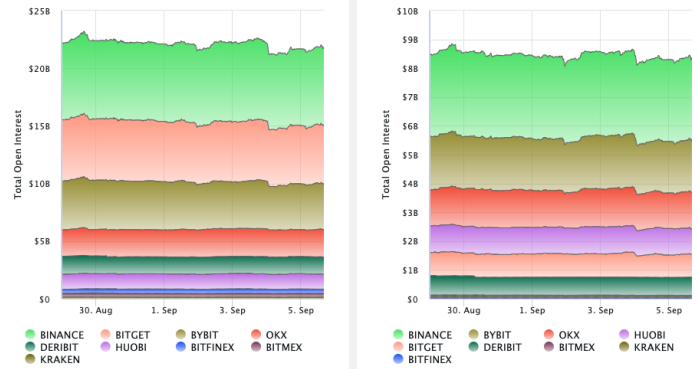
- [September slump could start early if Friday's payrolls report is weak: Goldman - MarketWatch](#)
- [Bitcoin Retraces Below \\$57K as 'Sell-on-Rise' Action Continues - CoinDesk](#)
- [Bitcoin transactions dive 30% in 6 months amid BTC price 'disinterest' - Cointelegraph](#)
- [Blockstream Opens New Funding Round For Its Second Bitcoin Mining Security Token - Bitcoin Magazine](#)
- [Polygon Completes MATIC to POL Upgrade - Bitcoin.com News](#)
- [Mastercard Launches Euro Denominated Non-Custodial Bitcoin Debit Card - Bitcoin Magazine](#)
- [Former Mt Gox CEO Mark Karpeles to Launch New Crypto Exchange With a Focus on Transparency - News Bytes Bitcoin News - Bitcoin.com](#)
- [Core Blockchain Launches LstBTC for Bitcoin Liquid Staking - Decrypt](#)
- [CFTC Commissioners dissent on Uniswap settlement - Blockworks](#)

Crypto Futures

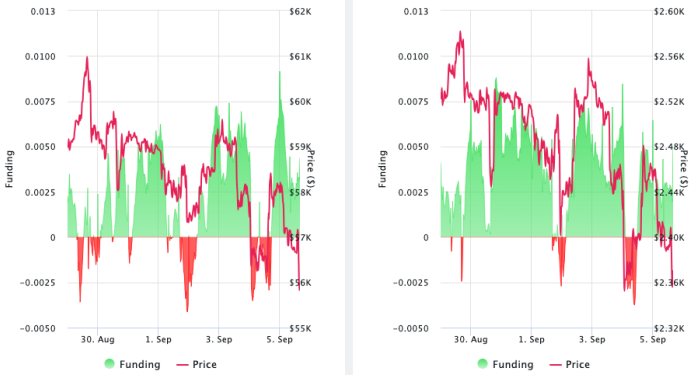
Futures Volume (BTC LHS ; ETH RHS), 1d



Futures Open Interest (BTC LHS ; ETH RHS)



OI Weighted Funding Rate (BTC LHS ; ETH RHS), 1d

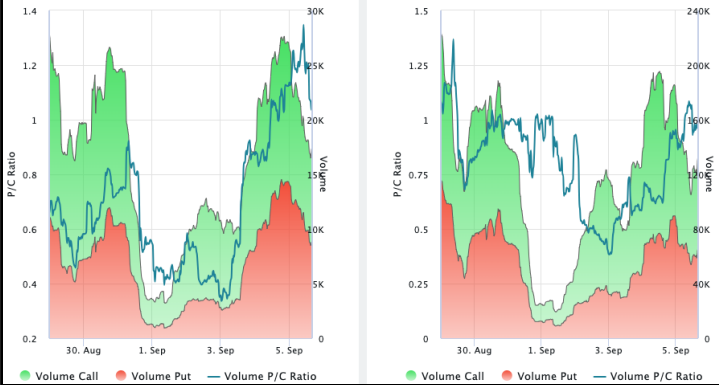


Liquidations (BTC LHS ; ETH RHS), 1d

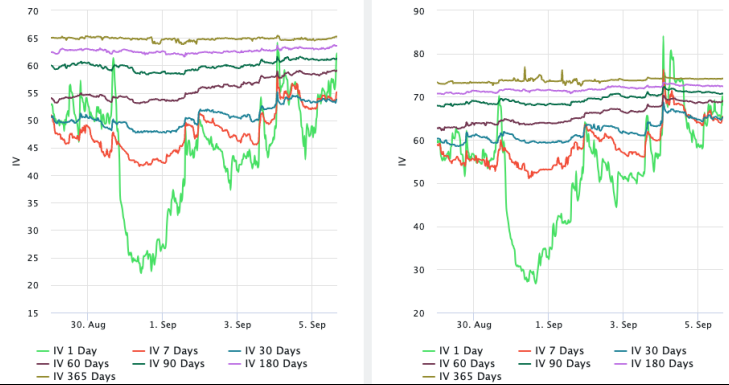


Crypto Options

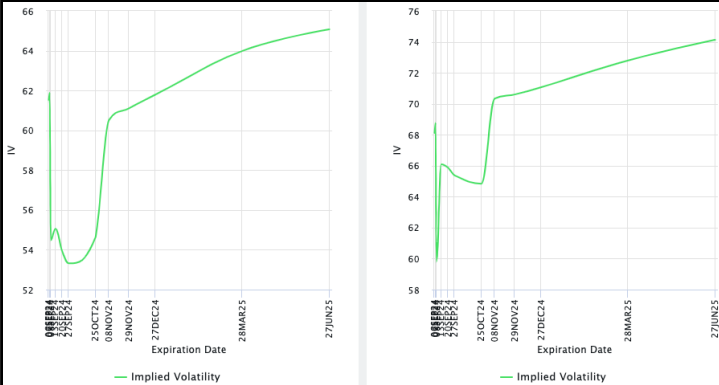
Options Volume & Put/Call Ratio (BTC LHS ; ETH RHS), 1d



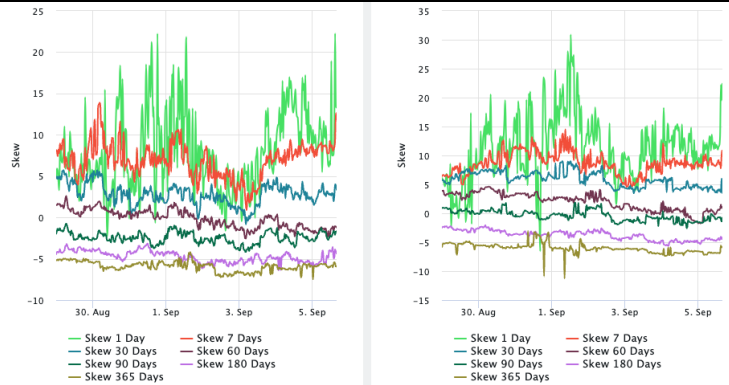
ATM Implied Volatility (BTC LHS ; ETH RHS)



ATM Implied Vol Term Structure (BTC LHS ; ETH RHS)



25 Delta Skew (BTC LHS ; ETH RHS)





September 5, 2024

About GSR

GSR has over a decade of extensive experience in the crypto market, serving as a trusted liquidity provider and active, multi-stage investor. Our suite of services includes OTC Trading, Derivatives, and Market Making. GSR is actively involved in every major sector of the digital asset ecosystem, working with token issuers, institutional investors, miners, and leading trading venues.

For more information or if we can help with anything, please see gsr.io or contact us at gsr@gsr.io.

Follow GSR for more content: [Twitter](#) [Telegram](#) [LinkedIn](#)

Authors

Brian Rudick, Senior Strategist	Twitter	Telegram
Carlos Guzman, Research Analyst	Twitter	Telegram
Toe Bautista, Research Analyst	Twitter	Telegram

Required Disclosures

This material is provided by GSR (the "Firm") solely for informational purposes, is intended only for sophisticated, institutional investors and does not constitute an offer or commitment, a solicitation of an offer or commitment, or any advice or recommendation, to enter into or conclude any transaction (whether on the terms shown or otherwise), or to provide investment services in any state or country where such an offer or solicitation or provision would be illegal. The Firm is not and does not act as an advisor or fiduciary in providing this material. GSR is not authorised or regulated in the UK by the Financial Conduct Authority. The protections provided by the UK regulatory system will not be available to you. Specifically, information provided herein is intended for institutional persons only and is not suitable for retail persons in the United Kingdom, and no solicitation or recommendation is being made to you in regards to any products or services.

This material is not a research report, and not subject to any of the independence and disclosure standards applicable to research reports prepared pursuant to FINRA or CFTC research rules. This material is not independent of the Firm's proprietary interests, which may conflict with the interests of any counterparty of the Firm. The Firm trades instruments discussed in this material for its own account, may trade contrary to the views expressed in this material, and may have positions in other related instruments.

Information contained herein is based on sources considered to be reliable, but is not guaranteed to be accurate or complete. Any opinions or estimates expressed herein reflect a judgment made by the author(s) as of the date of publication, and are subject to change without notice. Trading and investing in digital assets involves significant risks including price volatility and illiquidity and may not be suitable for all investors. The Firm is not liable whatsoever for any direct or consequential loss arising from the use of this material. Copyright of this material belongs to GSR. Neither this material nor any copy thereof may be taken, reproduced or redistributed, directly or indirectly, without prior written permission of GSR

Notes & Sources

All options data is based on Deribit and derivatives graphics are from Laevidas. Market returns are based on price returns for the following ETFs: VOO, QQQ, EWU, EWG, EWJ, and EWH. Onchain volumes are not considered and thus certain token volumes may be understated (e.g., stETH).

CoinGecko	Santiment	DefiLlama	CoinMarketCap	Laevidas
L2Beat	Google Finance	TradingView	Deribit	WorldCoinIndex
Cryptorank	Investing.com	NFT Price Floor	CryptoSlate	