











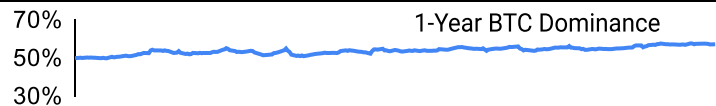
Crypto Leaderboard

Rank	Name	Ticker	Price	24h	7d	30d	24h Vol \$m	MC \$m	1-Year Chart
1	Bitcoin	BTC	\$56,165	4%	-5%	-8%	30,141	1,111,288	
2	Ethereum	ETH	\$2,324	3%	-8%	-11%	12,805	280,618	
3	Tether	USDT	\$1.00	0%	0%	0%	38,644	118,325	
4	BNB	BNB	\$512	4%	-3%	-2%	684	74,943	
5	Solana	SOL	\$131	2%	-3%	-15%	1,963	61,323	
6	USD Coin	USDC	\$1.00	0%	0%	0%	6,425	35,088	
7	XRP Ledger	XRP	\$0.53	2%	-6%	-9%	791	30,149	
8	Lido stETH	STETH	\$2,325	3%	-100%	-100%	73	22,809	
9	Dogecoin	DOGE	\$0.10	8%	3%	-3%	601	14,959	
10	TRON	TRX	\$0.15	1%	0%	20%	418	13,443	

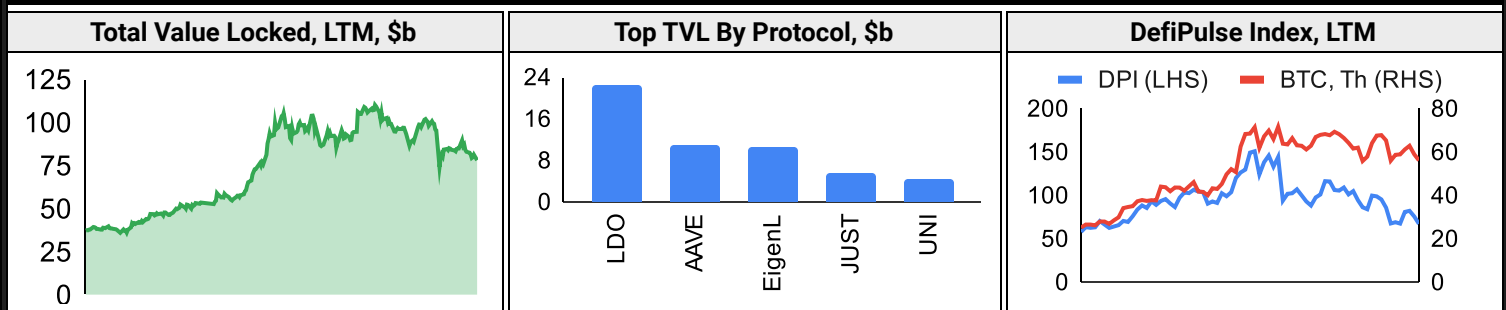
Top & Bottom Performers - Top 100 Tokens

24h		7 Days		30 Days		90 Days		365 Days	
FTM	14%	SUI	17%	AAVE	48%	HNT	139%	BONK	7835%
AAVE	10%	QNT	15%	FTM	30%	AAVE	57%	OM	4904%
TAO	10%	UNI	8%	HNT	25%	TRX	33%	PEPE	916%
FET	10%	BTT	8%	TRX	20%	XRP	11%	SOL	617%
USDC	0%	WEETH	-100%	TON	-23%	TIA	-50%	LDO	-33%
PYUSD	0%	WBTC	-100%	TIA	-28%	BRETT	-51%	ARB	-39%
SUI	-2%	WSTETH	-100%	NOT	-31%	ONDO	-51%	ATOM	-40%
BTT	-3%	STETH	-100%	STETH	-100%	STETH	-100%	STETH	-100%

Category Performance

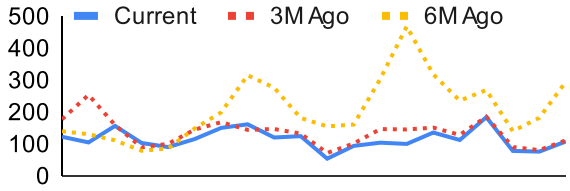
Category	7d	30d	90d	180d	365d	Ecosystem	7d	30d	90d	180d	365d
Lending	-4%	1%	-20%	-36%	81%	Tron	-6%	76%	52%	16%	192%
Gaming/Entertai	2%	0%	-37%	-68%	20%	Avalanche	1%	3%	-25%	-53%	48%
CEXs	-2%	0%	-14%	-35%	44%	Ethereum	0%	2%	-24%	-56%	11%
IoT/Data/Comp.	-1%	-1%	-20%	-56%	102%	Polkadot	1%	1%	-34%	-60%	26%
DEX	1%	-1%	-26%	-59%	68%	Polygon	-1%	-1%	-34%	-58%	32%
Other DeFi	-1%	-1%	-28%	-53%	35%	BSC	2%	-2%	-33%	-53%	53%
Scaling	-2%	-1%	-41%	-70%	17%	Solana	-1%	-10%	-33%	-58%	113%
Smart Contract	0%	-2%	-23%	-52%	79%	Cosmos	-12%	-21%	-42%	-65%	38%
Currency	0%	-3%	-14%	-38%	35%						
Meme	1%	-6%	-39%	-57%	156%						
Privacy	-15%	-17%	-26%	-49%	-14%						

DeFi

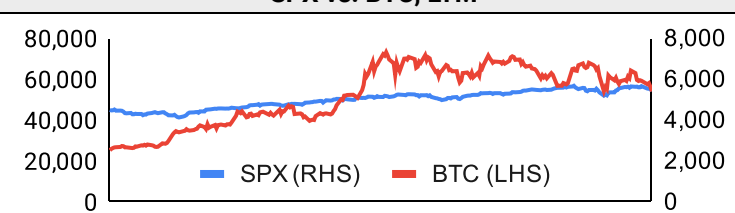


Trading Volume

Aggregate Volumes by Product, \$b					Top Derivatives Exchanges, \$m and bps					Top Spot Exchanges, \$m		
Product	1d	7d	30d	O/I	Exchange	1d Vol	O/I	Mkr	Tkr	Exchange	Score	1d Vol
Spot	26	187.06	791.78	n/a	Binance	39,020	14,637	2.0	4.0	Binance	7,645	0
Perpetuals	107	783	3,210	563	Bybit	15,726	9,494	2.0	5.5	Coinbase	3,469	0
Futures	0	1	12	1	OKX	18,552	4,842	2.0	5.0	OKX	2,074	0
Options	1	9	39	n/a	Bitget	14,392	7,517	2.0	6.0	Bybit	5,305	0

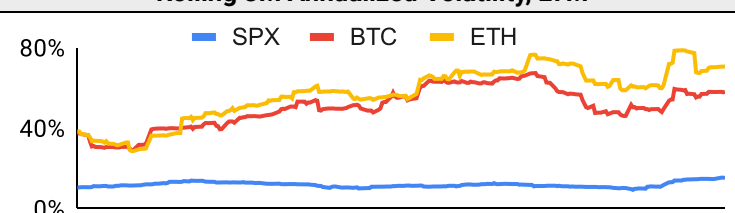
Daily Spot Volume, Top 100 Tokens Last 20d, \$b				Top Volume, 1d, \$m		Top Volume, %20d Avg		Low Volume, %20d Avg	
				USDT	45,821	QNT	237%	STETH	0%
				BTC	28,612	POL	211%	TRX	54%
				ETH	14,059	BTT	141%	TON	59%
				USDC	5,331	OM	128%	ONDO	66%
				FDUSD	3,678	FTM	119%	BRETT	71%

Traditional Finance

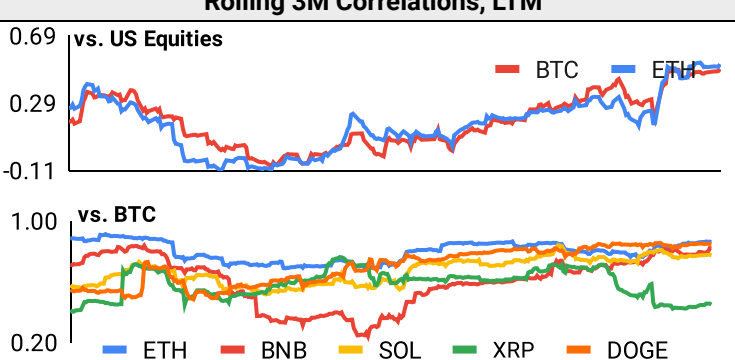
Global Equity Markets							SPX vs. BTC, LTM	
	US	USGrwth	UK	Germany	Japan	HK		
1D	-2%	-2%	-1%	-2%	-4%	-1%		
7D	-4%	-6%	-3%	-3%	-5%	-2%		
90D	2%	-3%	3%	2%	0%	-2%		
365D	23%	22%	20%	20%	12%	-7%		

10-Year Treasury Yields							Commodities & FX					
	US	Brazil	UK	Germany	Japan	HK	Last	WTI	Gas	Gold	USD/EUR	USD/JPY
Last	3.71%	11.83%	3.89%	2.17%	0.90%	2.76%	Last	68.7	2.20	2,531	0.90	142.9
1d Chg	0.00	0.00	0.04	0.00	0.01	-0.06	1d % Chg	1.6%	-3.1%	0.3%	0.3%	0.4%

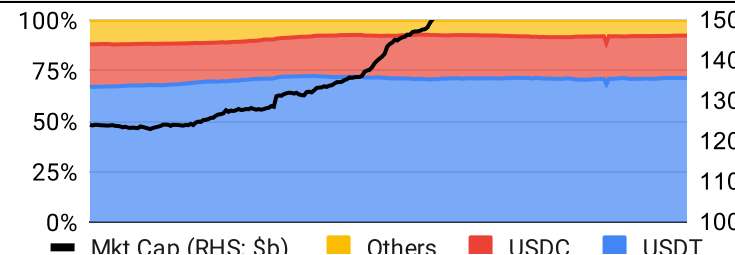
Volatility

Annualized Volatility							Rolling 3M Annualized Volatility, LTM			
	BTC	ETH	BNB	SOL	XRP	DOGE				
30D	49%	61%	46%	66%	45%	69%				
90D	54%	66%	56%	86%	74%	79%				
180D	56%	70%	58%	89%	67%	96%				
365D	52%	61%	57%	94%	62%	88%				

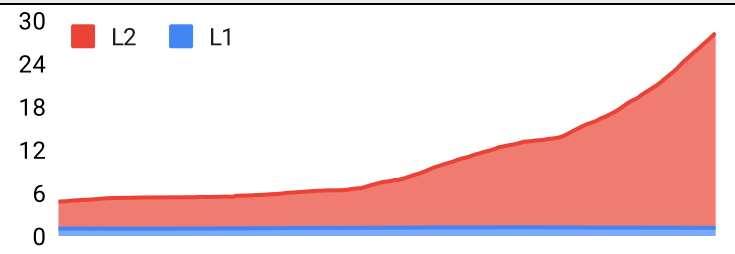
Correlations

Intra-Crypto Correlations, LTM							Rolling 3M Correlations, LTM	
	BTC	ETH	BNB	SOL	XRP	DOGE		
BTC								
ETH	0.80							
BNB	0.60	0.59						
SOL	0.68	0.60	0.47					
XRP	0.56	0.53	0.39	0.47				
DOGE	0.75	0.67	0.49	0.56	0.55			

Stablecoins

Stablecoin Market Size and Volume, \$m					Stablecoin Dominance (LHS) & Market Cap \$b (RHS), LTM	
Ticker	Price	1d Vol	20d Avg Vol	Market Cap		
USDT	1.00	45,821	49,539	118,195		
USDC	1.00	5,331	5,429	35,064		
DAI	1.00	74	87	5,366		
USDe	1.00	47	49	2,692		
PYUSD	1.00	27	35	876		
USDD	1.00	3	3	737		

Ethereum Mainnet & Layer 2s

Mainnet & Layer 2 Transactions (m/day) and L2 TVL (\$m)					Transactions (m/day), Rolling 90-Day Average, LTM	
Network	1d	30d Avg	TVL	Tech Type		
Xai	9.3	287.0				
Base	4.0	122.6	5,940	Optimistic Rollup		
Gravity	3.1	73.5	147	Optimium		
Taiko	2.7	65.1	90	Optimistic Rollup		
Immutable X	0.2	64.4	104	Validium		
Arbitrum One	1.4	50.1	13,380	Optimistic Rollup		
Apex	1.3	48.6	87	Validium		
Reya	0.3	39.4	39	Optimium		
PlayBlock	1.1	36.0				
Ethereum	1.1	32.8	-	mainnet		

Layer 2 Token Performance & Market Cap (\$b)

	IMX	STX	MNT	MATIC	ARB
24h Return	+5.93%	+8.10%	+3.06%	+2.82%	+4.08%
Market Cap	2.5	2.2	1.8	1.7	662.1

NFTs and DAOs

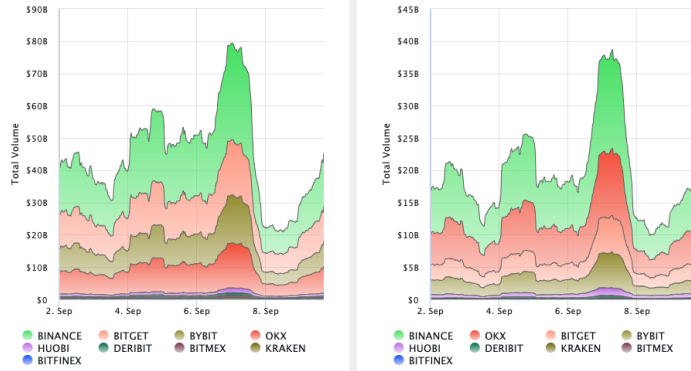
NFT Collection Stats (\$; Volume, MC in \$m)						DAO Treasury Amount (\$m) and Composition					
Collection	Floor	% Listed	3M Ret.	3M Vol	Market Cap	DAO	Treasury	Stables	BTC/ETH	Own Tokens	Other
CryptoPunks	69,049	12%	0%	8,647	691	Uniswap	2,615	0%	0%	100%	0%
Bored Ape Yacht C	27,794	3%	0%	4,693	278	Mantle	2,216	2%	23%	73%	2%
Pudgy Penguins	23,710	3%	0%	74,362	211	Arbitrum	1,641	0%	1%	99%	0%
Autoglyphs	240,395	1%	-25%	253	123	ENS	1,207	0%	0%	91%	9%
Azuki	10,748	2%	0%	648	108	Optimism	1,141	0%	0%	100%	0%
Mutant Ape Yacht	4,585	3%	0%	1,782	89	Ethereum	632	0%	100%	0%	0%
Chromie Squiggle	8,471	2%	-3%	1,401	85	Golem	325	0%	89%	11%	0%
Fidenza by Tyler H	78,987	3%	0%	1,575	79	Gnosis	290	8%	20%	47%	26%
Milady Maker	7,584	5%	-18%	2,265	76	Maker	260	18%	0%	82%	0%
Mad Lads	7,512	4%	-6%	981	75	Merit Circle	255	9%	1%	89%	1%

Crypto News

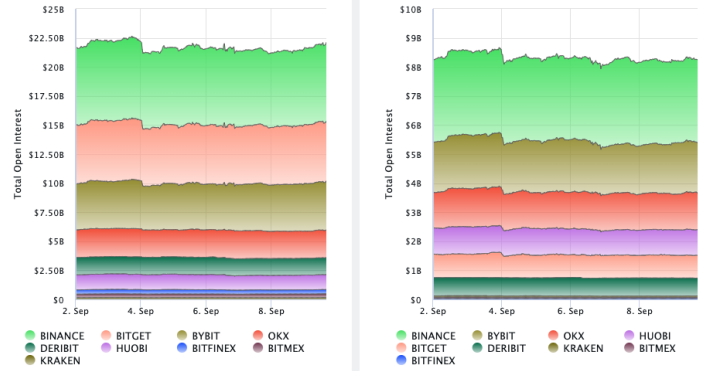
- [Corporate Bitcoin Adoption Surges in 2024, River Report Reveals - Bitcoin.com News](#)
- [Bitcoin's Hashrate Reaches 692 EH/s, Nearing 700 EH/s Milestone – Mining Bitcoin News - Bitcoin.com News](#)
- [Kamino seeing benefits from liquidity incentives on PYUSD - Blockworks](#)
- [VanEck to close ether futures ETF after July spot ETH fund launch - Blockworks](#)
- [Pavel Durov says French investigation was 'surprising' - Blockworks](#)
- [Blockchain Association 'investigating' Fed order against United Texas Bank - Blockworks](#)
- [Kamala Harris Will 'Win' First Debate With Trump, Polymarket Traders Are Betting - CoinDesk](#)
- [Crypto Fund Outflows Were Most Since March Last Week as Bitcoin ETFs Bled - CoinDesk](#)
- [Restaking Protocol Ether.fi Selects Scroll as Layer-2 Network for Settlement - CoinDesk](#)

Crypto Futures

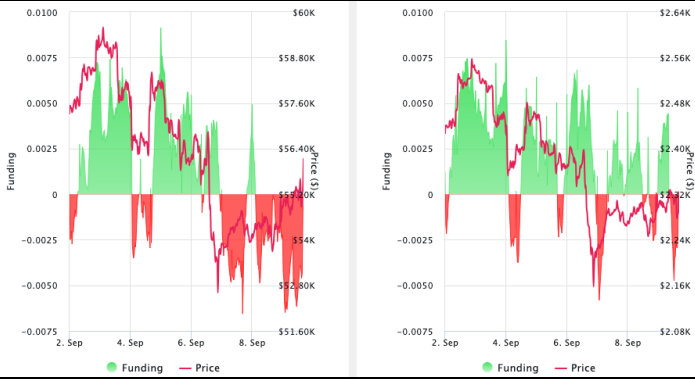
Futures Volume (BTC LHS ; ETH RHS), 1d



Futures Open Interest (BTC LHS ; ETH RHS)



OI Weighted Funding Rate (BTC LHS ; ETH RHS), 1d

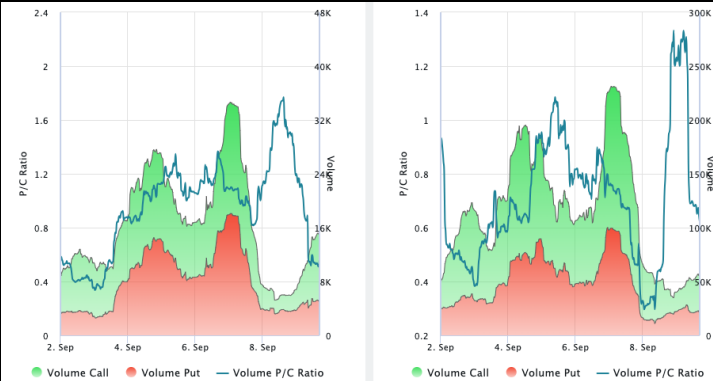


Liquidations (BTC LHS ; ETH RHS), 1d

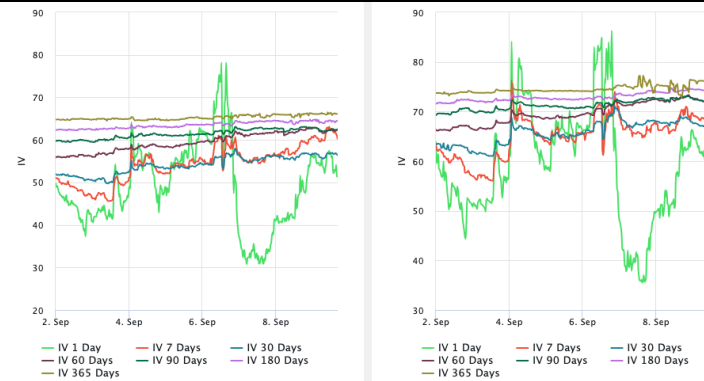


Crypto Options

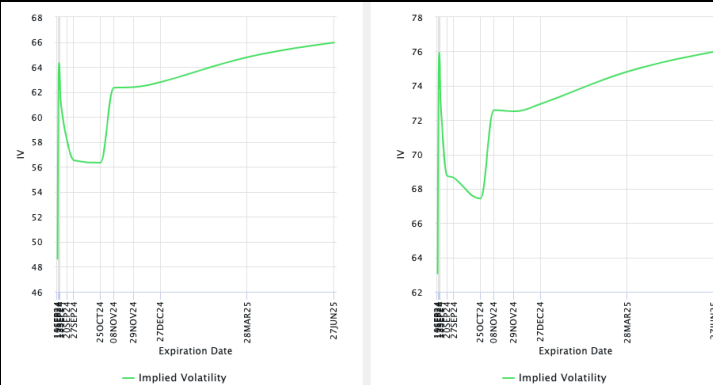
Options Volume & Put/Call Ratio (BTC LHS ; ETH RHS), 1d



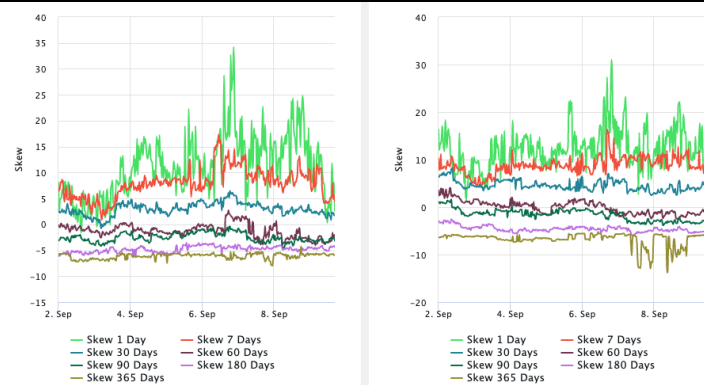
ATM Implied Volatility (BTC LHS ; ETH RHS)



ATM Implied Vol Term Structure (BTC LHS ; ETH RHS)



25 Delta Skew (BTC LHS ; ETH RHS)





September 9, 2024

About GSR

GSR has over a decade of extensive experience in the crypto market, serving as a trusted liquidity provider and active, multi-stage investor. Our suite of services includes OTC Trading, Derivatives, and Market Making. GSR is actively involved in every major sector of the digital asset ecosystem, working with token issuers, institutional investors, miners, and leading trading venues.

For more information or if we can help with anything, please see gsr.io or contact us at gsr@gsr.io.

Follow GSR for more content: [Twitter](#) [Telegram](#) [LinkedIn](#)

Authors

Brian Rudick, Senior Strategist	Twitter	Telegram
Carlos Guzman, Research Analyst	Twitter	Telegram
Toe Bautista, Research Analyst	Twitter	Telegram

Required Disclosures

This material is provided by GSR (the "Firm") solely for informational purposes, is intended only for sophisticated, institutional investors and does not constitute an offer or commitment, a solicitation of an offer or commitment, or any advice or recommendation, to enter into or conclude any transaction (whether on the terms shown or otherwise), or to provide investment services in any state or country where such an offer or solicitation or provision would be illegal. The Firm is not and does not act as an advisor or fiduciary in providing this material. GSR is not authorised or regulated in the UK by the Financial Conduct Authority. The protections provided by the UK regulatory system will not be available to you. Specifically, information provided herein is intended for institutional persons only and is not suitable for retail persons in the United Kingdom, and no solicitation or recommendation is being made to you in regards to any products or services.

This material is not a research report, and not subject to any of the independence and disclosure standards applicable to research reports prepared pursuant to FINRA or CFTC research rules. This material is not independent of the Firm's proprietary interests, which may conflict with the interests of any counterparty of the Firm. The Firm trades instruments discussed in this material for its own account, may trade contrary to the views expressed in this material, and may have positions in other related instruments.

Information contained herein is based on sources considered to be reliable, but is not guaranteed to be accurate or complete. Any opinions or estimates expressed herein reflect a judgment made by the author(s) as of the date of publication, and are subject to change without notice. Trading and investing in digital assets involves significant risks including price volatility and illiquidity and may not be suitable for all investors. The Firm is not liable whatsoever for any direct or consequential loss arising from the use of this material. Copyright of this material belongs to GSR. Neither this material nor any copy thereof may be taken, reproduced or redistributed, directly or indirectly, without prior written permission of GSR

Notes & Sources

All options data is based on Deribit and derivatives graphics are from Laevidas. Market returns are based on price returns for the following ETFs: VOO, QQQ, EWU, EWG, EWJ, and EWH. Onchain volumes are not considered and thus certain token volumes may be understated (e.g., stETH).

CoinGecko	Santiment	DefiLlama	CoinMarketCap	Laevidas
L2Beat	Google Finance	TradingView	Deribit	WorldCoinIndex
Cryptorank	Investing.com	NFT Price Floor	CryptoSlate	