











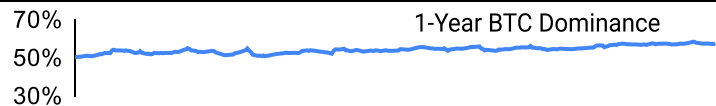
## Crypto Leaderboard

Rank	Name	Ticker	Price	24h	7d	30d	24h Vol \$m	MC \$m	1-Year Chart
1	Bitcoin	BTC	\$61,724	-3%	-4%	8%	43,986	1,221,540	
2	Ethereum	ETH	\$2,488	-4%	-6%	2%	24,265	300,352	
3	Tether	USDT	\$1.00	0%	0%	0%	79,532	119,594	
4	BNB	BNB	\$548	-5%	-9%	7%	959	80,174	
5	Solana	SOL	\$146	-6%	-5%	13%	4,653	68,397	
6	USD Coin	USDC	\$1.00	0%	0%	0%	11,709	35,460	
7	XRP Ledger	XRP	\$0.61	-2%	3%	12%	3,131	34,466	
8	Lido stETH	STETH	\$2,487	-4%	-1%	8%	50	24,466	
9	Dogecoin	DOGE	\$0.11	-10%	-3%	11%	1,425	15,541	
10	Toncoin	TON	\$5.36	-8%	-4%	4%	501	13,573	

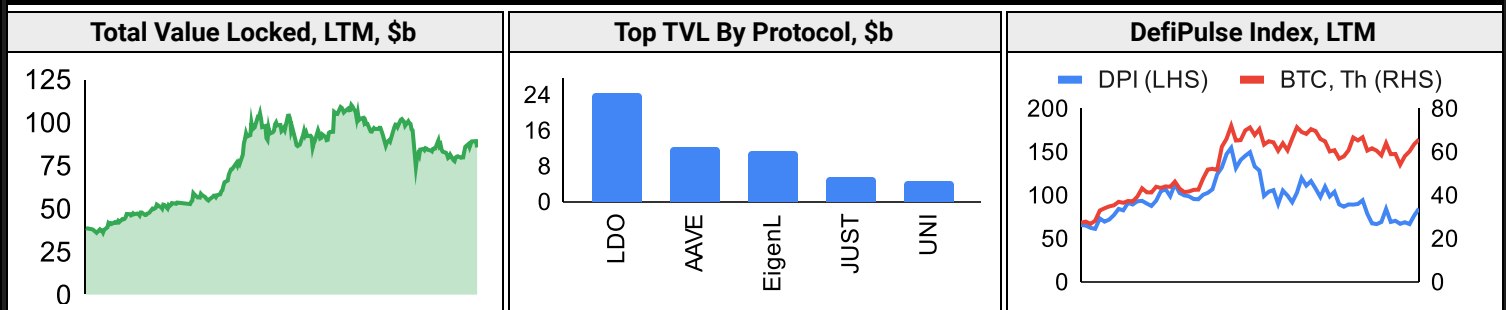
## Top & Bottom Performers - Top 100 Tokens

24h		7 Days		30 Days		90 Days		365 Days	
W	4%	BONK	26%	SUI	127%	TAO	125%	BONK	11334%
USDT	0%	W	21%	TAO	102%	SUI	123%	OM	6035%
USDE	0%	PEPE	15%	POPCAT	78%	HNT	115%	PEPE	1230%
DAI	0%	WIF	14%	FTM	67%	POPCAT	102%	TAO	917%
WLD	-13%	AR	-14%	POL	-6%	MKR	-35%	LDO	-26%
GALA	-14%	GRT	-14%	KLAY	-7%	ONDO	-36%	MATIC	-31%
NOT	-14%	XMR	-15%	MKR	-11%	NOT	-42%	ATOM	-38%
AR	-16%	TIA	-20%	XMR	-16%	BRETT	-43%	ARB	-41%

## Category Performance

Category	7d	30d	90d	180d	365d	Ecosystem	7d	30d	90d	180d	365d
Meme	-1%	33%	1%	-35%	178%	BSC	-8%	36%	0%	-35%	58%
Lending	-13%	19%	-2%	-22%	70%	Polkadot	-11%	32%	-3%	-43%	34%
Smart Contract	-5%	16%	-1%	-39%	87%	Polygon	-8%	24%	-6%	-43%	36%
CEXs	4%	13%	4%	-13%	57%	Cosmos	-6%	14%	-8%	-45%	106%
DEX	-6%	12%	-11%	-49%	71%	Avalanche	-8%	12%	-10%	-40%	42%
Scaling	-11%	11%	-20%	-62%	18%	Ethereum	-8%	9%	-15%	-45%	0%
IoT/Data/Comp.	-10%	8%	-3%	-43%	92%	Solana	-14%	2%	-18%	-51%	115%
Currency	-6%	6%	0%	-34%	26%	Tron	-8%	-17%	23%	7%	103%
Gaming/Entertai	-17%	3%	-23%	-60%	-11%						
Other DeFi	-10%	0%	-20%	-50%	26%						
Privacy	-23%	-17%	-21%	-44%	-22%						

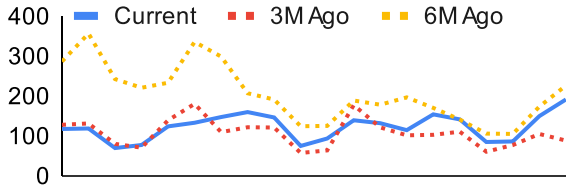
## DeFi



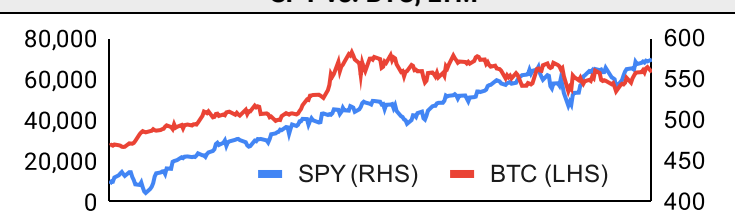
### Trading Volume

Aggregate Volumes by Product, \$b					Top Derivatives Exchanges, \$m and bps					Top Spot Exchanges, \$m		
Product	1d	7d	30d	O/I	Exchange	1d Vol	O/I	Mkr	Tkr	Exchange	Mkts	1d Vol
Spot	52	219.3	873.97	n/a	Binance	78,298	17,318	2.0	4.0	Binance	1,680	22,399
Perpetuals	184	785	3,310	505	Bybit	36,832	11,705	2.0	5.5	Coinbase	407	3,070
Futures	1	1	13	1	OKX	33,171	5,603	2.0	5.0	Bybit	1,005	7,360
Options	3	12	44	n/a	Bitget	27,929	9,142	2.0	6.0	OKX	727	3,168

Daily Spot Volume, Top 100 Tokens Last 20d, \$b				Top Volume, 1d, \$m		Top Volume, %20d Avg		Low Volume, %20d Avg	
				USDT	81,248	BONK	333%	RETH	29%
				BTC	45,062	METH	313%	LEO	35%
				ETH	23,555	WIF	235%	WEETH	49%
				USDC	9,279	W	230%	WSTETH	78%
				FDUSD	7,222	EETH	212%	FET	91%

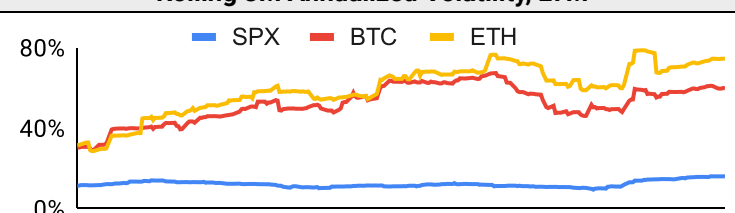
### Traditional Finance

Global Equity Markets							SPY vs. BTC, LTM	
	US	USGrwth	UK	Germany	Japan	HK		
1D	0%	0%	0%	0%	1%	0%	~500	~550
7D	0%	1%	-1%	3%	0%	10%	~500	~550
90D	5%	0%	15%	11%	4%	22%	~500	~550
365D	34%	36%	14%	29%	19%	9%	~500	~550

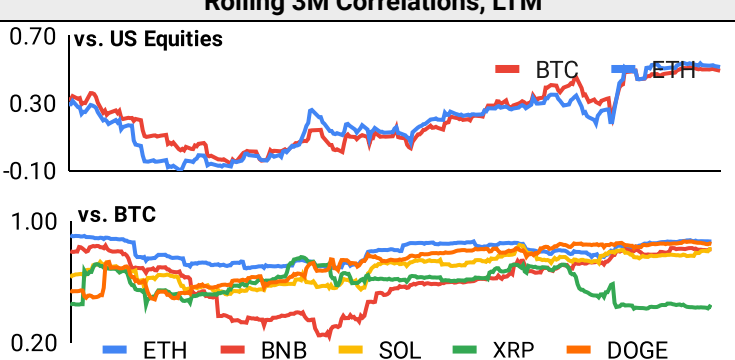
  

10-Year Treasury Yields							Commodities & FX					
	US	Brazil	UK	Germany	Japan	HK	Last	WTI	Gas	Gold	USD/EUR	USD/JPY
Last	3.75%	12.34%	3.94%	2.04%	0.85%	2.77%	70.4	2.91	2,681	0.90	143.6	
1d Chg	-0.06	-0.07	0.00	0.00	-0.01	-0.05	3.3%	-0.6%	0.8%	0.6%	-0.1%	

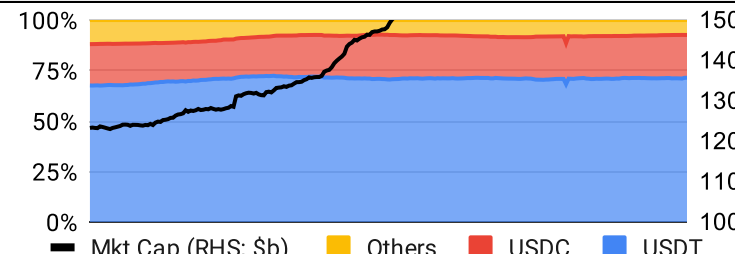
### Volatility

Annualized Volatility							Rolling 3M Annualized Volatility, LTM				
	BTC	ETH	BNB	SOL	XRP	DOGE					
30D	43%	54%	44%	63%	49%	76%	~10%	~50%	~60%	~70%	~75%
90D	55%	68%	58%	82%	76%	82%	~10%	~50%	~60%	~70%	~75%
180D	51%	65%	53%	82%	65%	82%	~10%	~50%	~60%	~70%	~75%
365D	52%	61%	58%	93%	62%	90%	~10%	~50%	~60%	~70%	~75%

### Correlations

Intra-Crypto Correlations, LTM							Rolling 3M Correlations, LTM					
	BTC	ETH	BNB	SOL	XRP	DOGE						
BTC							vs. US Equities	~0.30	~0.30	~0.30	~0.30	~0.30
ETH	0.80						vs. BTC	~0.80	~0.80	~0.80	~0.80	~0.80
BNB	0.60	0.58						~0.60	~0.60	~0.60	~0.60	~0.60
SOL	0.68	0.60	0.47					~0.68	~0.68	~0.68	~0.68	~0.68
XRP	0.55	0.52	0.39	0.47				~0.55	~0.55	~0.55	~0.55	~0.55
DOGE	0.75	0.67	0.50	0.57	0.55			~0.75	~0.75	~0.75	~0.75	~0.75

## Stablecoins

Stablecoin Market Size and Volume, \$m					Stablecoin Dominance (LHS) & Market Cap \$b (RHS), LTM	
Ticker	Price	1d Vol	20d Avg Vol	Market Cap		
USDT	1.00	81,248	53,100	119,599		
USDC	1.00	9,279	5,459	35,448		
DAI	1.00	110	71	5,366		
USDe	1.00	53	51	2,534		
USDD	1.00	3	3	736		
PYUSD	1.00	15	20	702		

## Ethereum Mainnet & Layer 2s

Mainnet & Layer 2 Transactions (m/day) and L2 TVL (\$m)					Transactions (m/day), Rolling 90-Day Average, LTM					
Network	1d	30d Avg	TVL	Tech Type						
Xai	5.6	227.2								
Base	5.1	137.6		Optimistic Rollup						
Gravity	3.4	90.0		Optimium						
Taiko	1.1	56.3		Optimistic Rollup						
Arbitrum One	1.8	49.1		Optimistic Rollup						
PlayBlock	1.6	36.6								
PoP Apex	1.2	36.2								
Ethereum	1.2	33.9	-	mainnet	Layer 2 Token Performance & Market Cap (\$b)					
Immutable X	0.4	27.3		Validium		IMX	STX	MNT	MATIC	ARB
WINR	0.7	26.4			24h Return	-10%	-10%	-6%	+0.05%	-10%
					Market Cap	3.1	2.5	1.9	1.1	706.0

## NFTs and DAOs

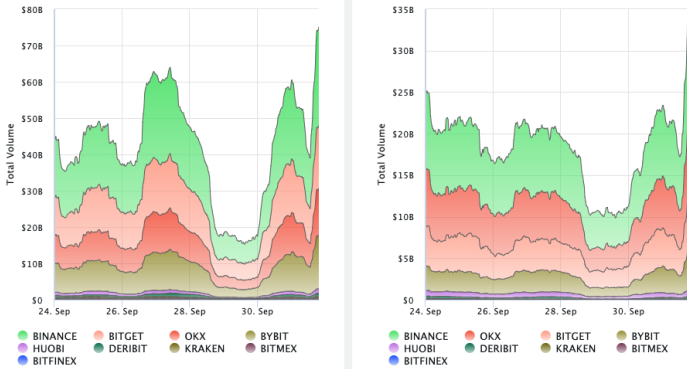
NFT Collection Stats (\$; Volume, MC in \$m)						DAO Treasury Amount (\$m) and Composition					
Collection	Floor	% Listed	3M Ret.	3M Vol	Market Cap	DAO	Treasury	Stables	BTC/ETH	Own Tokens	Other
CryptoPunks	69,623	12%	-24%	50,187	696	Uniswap	2,762	0%	0%	100%	0%
Bored Ape Yacht C	26,593	3%	-15%	47,587	266	Mantle	2,356	2%	23%	73%	2%
Pudgy Penguins	25,915	2%	-30%	47,136	230	Arbitrum	1,834	0%	1%	99%	0%
Azuki	12,985	2%	6%	18,082	130	ENS	1,293	0%	0%	91%	9%
Autoglyphs	247,406	1%	-36%	253	127	Optimism	1,253	0%	0%	100%	0%
NodeMonkes	11,114	14%	6%	23,701	111	Ethereum	684	0%	100%	0%	0%
Chromie Squiggle	9,222	2%	-26%	1,292	92	Merit Circle	355	6%	0%	92%	1%
Mutant Ape Yacht	4,373	3%	-23%	20,571	85	Golem	355	0%	87%	13%	0%
Fidenza by Tyler H	74,972	3%	-26%	1,801	75	Gnosis	317	7%	20%	47%	27%
Bitcoin Puppets	7,241	12%	-10%	16,987	72	Olympus	241	75%	0%	25%	0%

## Crypto News

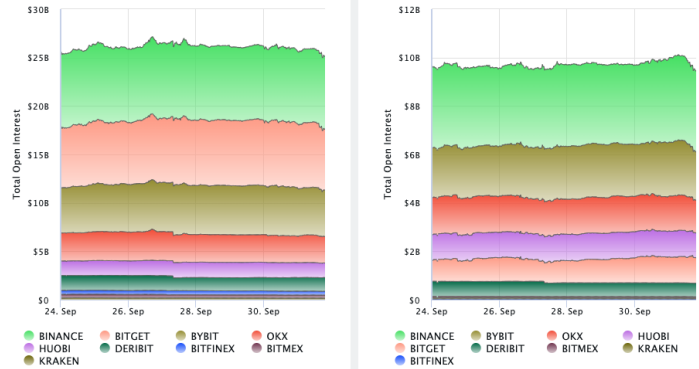
- [Bitcoin Tumbles to \\$61K. Diverging from Gold as Middle East Tensions Flare Up - CoinDesk](#)
- [Japan's Prime Minister Kishida steps down as planned before likely successor Ishiba takes office - The Associated Press](#)
- [Coinbase to add proof of reserves to Bitcoin wrapper cbBTC - Cointelegraph](#)
- [Trump Inches Closer to Harris on Polymarket as Betting Passes \\$1 Billion - CoinDesk](#)
- [Coin Center senior staff to step down at end of year - Blockworks](#)
- [Trump announces start of KYC process for World Liberty Financial - Blockworks](#)
- [SEC's Mango settlement reiterates its case that SOL is a security - Blockworks](#)
- [Robinhood Introduces Crypto Transfers in Europe as It Doubles Down on Expansion - CoinDesk](#)
- [U.S. Judge Sides With SEC in Case Against Crypto Wallet Rivetz Over Sale of Unregistered Securities - CoinDesk](#)

## Crypto Futures

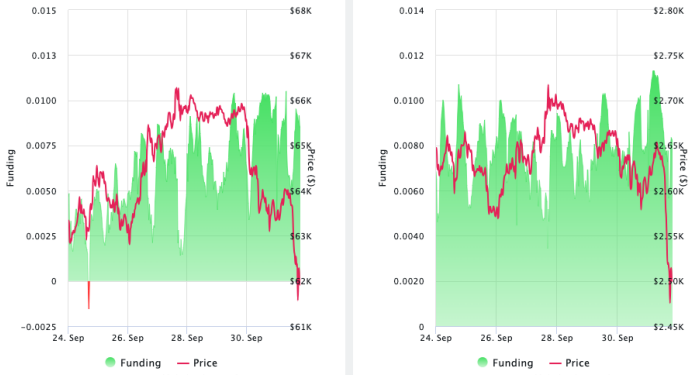
### Futures Volume (BTC LHS ; ETH RHS), 1d



### Futures Open Interest (BTC LHS ; ETH RHS)



### OI Weighted Funding Rate (BTC LHS ; ETH RHS), 1d

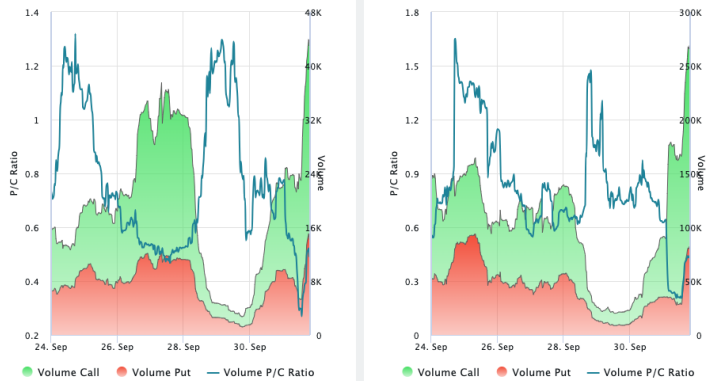


### Liquidations (BTC LHS ; ETH RHS), 1d

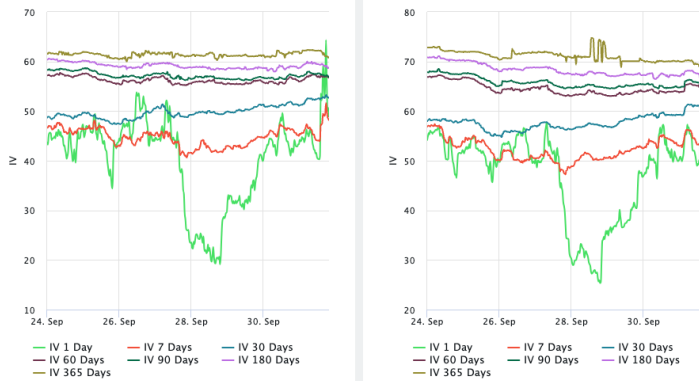


## Crypto Options

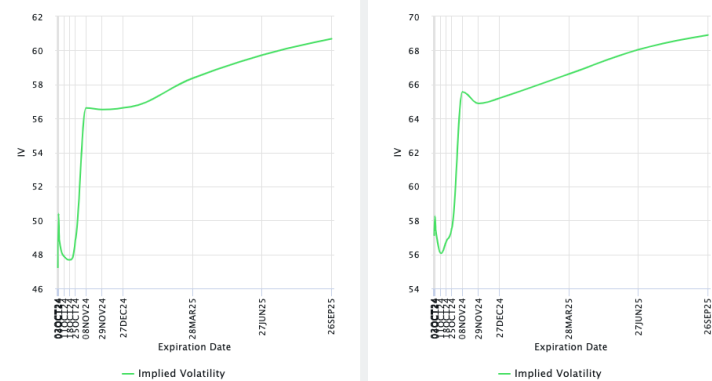
### Options Volume & Put/Call Ratio (BTC LHS ; ETH RHS), 1d



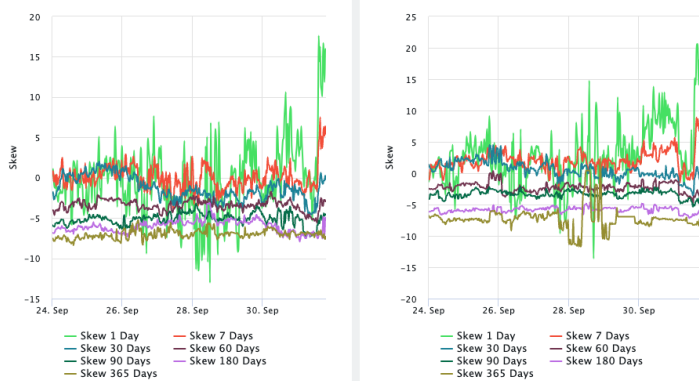
### ATM Implied Volatility (BTC LHS ; ETH RHS)



### ATM Implied Vol Term Structure (BTC LHS ; ETH RHS)



### 25 Delta Skew (BTC LHS ; ETH RHS)



**About GSR**

GSR has over a decade of extensive experience in the crypto market, serving as a trusted liquidity provider and active, multi-stage investor. Our suite of services includes OTC Trading, Derivatives, and Market Making. GSR is actively involved in every major sector of the digital asset ecosystem, working with token issuers, institutional investors, miners, and leading trading venues.

For more information or if we can help with anything, please see [gsr.io](https://gsr.io) or contact us at [gsr@gsr.io](mailto:gsr@gsr.io).

Follow GSR for more content: [Twitter](#) [Telegram](#) [LinkedIn](#)

**Authors**

Brian Rudick, Senior Strategist	<a href="#">Twitter</a>	<a href="#">Telegram</a>
Carlos Guzman, Research Analyst	<a href="#">Twitter</a>	<a href="#">Telegram</a>
Toe Bautista, Research Analyst	<a href="#">Twitter</a>	<a href="#">Telegram</a>

**Required Disclosures**

This material is provided by GSR (the "Firm") solely for informational purposes, is intended only for sophisticated, institutional investors and does not constitute an offer or commitment, a solicitation of an offer or commitment, or any advice or recommendation, to enter into or conclude any transaction (whether on the terms shown or otherwise), or to provide investment services in any state or country where such an offer or solicitation or provision would be illegal. The Firm is not and does not act as an advisor or fiduciary in providing this material. GSR is not authorised or regulated in the UK by the Financial Conduct Authority. The protections provided by the UK regulatory system will not be available to you. Specifically, information provided herein is intended for institutional persons only and is not suitable for retail persons in the United Kingdom, and no solicitation or recommendation is being made to you in regards to any products or services.

This material is not a research report, and not subject to any of the independence and disclosure standards applicable to research reports prepared pursuant to FINRA or CFTC research rules. This material is not independent of the Firm's proprietary interests, which may conflict with the interests of any counterparty of the Firm. The Firm trades instruments discussed in this material for its own account, may trade contrary to the views expressed in this material, and may have positions in other related instruments.

Information contained herein is based on sources considered to be reliable, but is not guaranteed to be accurate or complete. Any opinions or estimates expressed herein reflect a judgment made by the author(s) as of the date of publication, and are subject to change without notice. Trading and investing in digital assets involves significant risks including price volatility and illiquidity and may not be suitable for all investors. The Firm is not liable whatsoever for any direct or consequential loss arising from the use of this material. Copyright of this material belongs to GSR. Neither this material nor any copy thereof may be taken, reproduced or redistributed, directly or indirectly, without prior written permission of GSR

**Notes & Sources**

All options data is based on Deribit and derivatives graphics are from Laevidas. Market returns are based on price returns for the following ETFs: VOO, QQQ, EWU, EWG, EWJ, and EWH. Onchain volumes are not considered and thus certain token volumes may be understated (e.g., stETH).

CoinGecko	Santiment	DefiLlama	CoinMarketCap	Laevidas
L2Beat	Google Finance	TradingView	Deribit	WorldCoinIndex
Cryptorank	Investing.com	NFT Price Floor	CryptoSlate	