











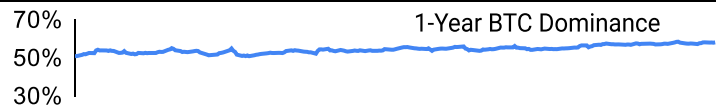
## Crypto Leaderboard

Rank	Name	Ticker	Price	24h	7d	30d	24h Vol \$m	MC \$m	1-Year Chart
1	Bitcoin	BTC	\$62,875	6%	1%	10%	28,907	1,242,800	
2	Ethereum	ETH	\$2,445	4%	1%	4%	12,841	294,355	
3	Tether	USDT	\$1.00	0%	0%	0%	35,336	119,738	
4	BNB	BNB	\$574	3%	3%	8%	686	83,683	
5	Solana	SOL	\$146	6%	2%	10%	2,109	68,469	
6	USD Coin	USDC	\$1.00	0%	0%	0%	3,412	34,871	
7	XRP Ledger	XRP	\$0.54	2%	1%	1%	1,237	30,515	
8	Lido stETH	STETH	\$2,444	4%	1%	4%	27	23,760	
9	Dogecoin	DOGE	\$0.11	6%	1%	9%	605	16,195	
10	TRON	TRX	\$0.16	1%	3%	5%	407	13,951	

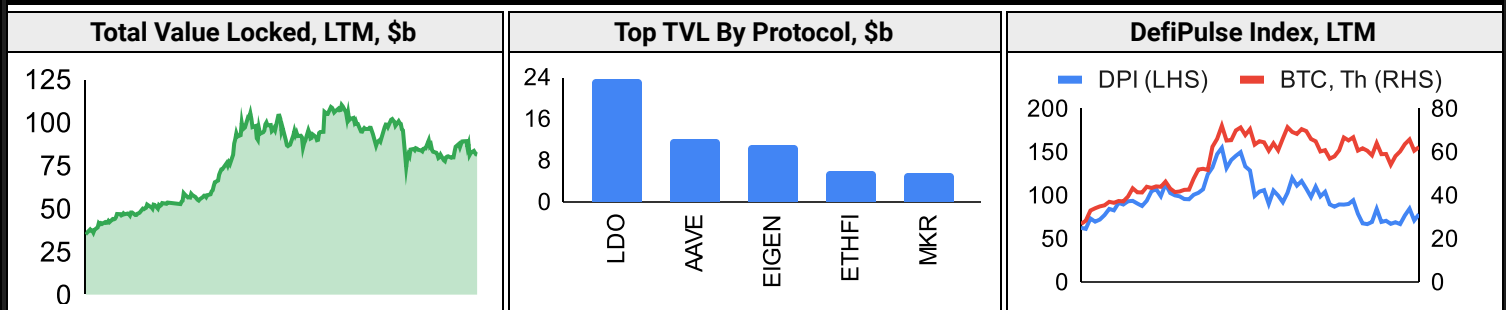
## Top & Bottom Performers - Top 100 Tokens

24h		7 Days		30 Days		90 Days		365 Days	
ENA	26%	WIF	20%	AERO	127%	SUI	170%	BONK	11947%
WIF	16%	UNI	19%	SUI	120%	POPCAT	157%	OM	8119%
WLD	15%	SUI	16%	POPCAT	117%	TAO	140%	PEPE	1466%
SUI	14%	POPCAT	12%	TAO	117%	HNT	112%	TAO	1167%
USDC	0%	HNT	-6%	XMR	-13%	DOT	-33%	MATIC	-26%
DAI	0%	ATOM	-7%	MKR	-14%	LDO	-36%	LDO	-29%
FDUSD	0%	KAS	-8%	HNT	-15%	NOT	-48%	ARB	-33%
UNI	-1%	APT	-8%	KAS	-18%	MKR	-49%	ATOM	-35%

## Category Performance

Category	7d	30d	90d	180d	365d	Ecosystem	7d	30d	90d	180d	365d
Meme	10%	52%	22%	-7%	229%	BSC	5%	29%	21%	-15%	91%
Lending	-3%	16%	-7%	4%	83%	Polkadot	3%	25%	19%	-25%	68%
CEXs	0%	15%	12%	1%	71%	Polygon	1%	18%	7%	-23%	56%
Other DeFi	-2%	15%	-14%	-31%	51%	Cosmos	-1%	12%	-5%	-39%	121%
Smart Contract	2%	12%	1%	-28%	104%	Avalanche	1%	7%	-7%	-21%	56%
DEX	3%	10%	-6%	-30%	94%	Solana	-2%	6%	-12%	-35%	141%
Scaling	1%	9%	-14%	-50%	37%	Ethereum	1%	4%	-12%	-27%	8%
Gaming/Entertai	1%	7%	-10%	-42%	33%	Tron	3%	-4%	28%	24%	130%
Privacy	7%	4%	0%	-16%	7%						
IoT/Data/Comp.	0%	3%	-3%	-31%	99%						
Currency	1%	0%	-2%	-22%	36%						

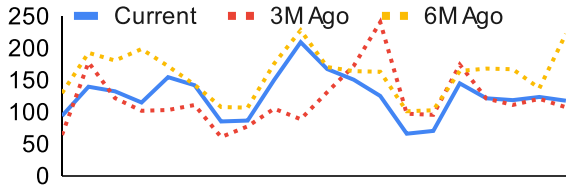
## DeFi



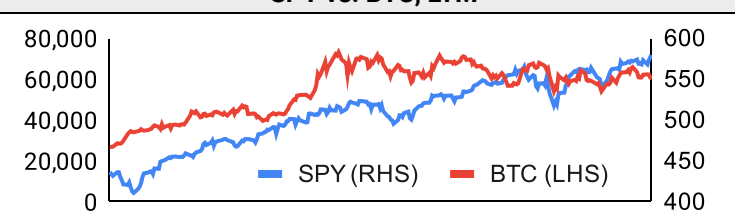
## Trading Volume

Aggregate Volumes by Product, \$b					Top Derivatives Exchanges, \$m and bps				Top Spot Exchanges, \$m			
Product	1d	7d	30d	O/I	Exchange	1d Vol	O/I	Mkr	Tkr	Exchange	Mkts	1d Vol
Spot	30	180.89	938.3	n/a	Binance	45,243	17,559	2.0	4.0	Binance	1,685	12,429
Perpetuals	112	620	3,370	617	Bybit	17,830	12,231	2.0	5.5	Coinbase	407	1,913
Futures	0	1	13	1	OKX	19,217	5,766	2.0	5.0	Bybit	1,012	3,078
Options	2	9	43	n/a	Bitoy	46,347	38	2.0	4.0	OKX	749	1,558

Daily Spot Volume, Top 100 Tokens Last 20d, \$b				Top Volume, 1d, \$m		Top Volume, %20d Avg		Low Volume, %20d Avg	
				USDT	51,239	LEO	401%	WSTETH	0%
				BTC	29,967	UNI	205%	AR	48%
				ETH	13,319	ENA	184%	NOT	55%
				USDC	4,908	HNT	180%	INJ	63%
				FDUSD	4,285	BRETT	152%	NEAR	69%

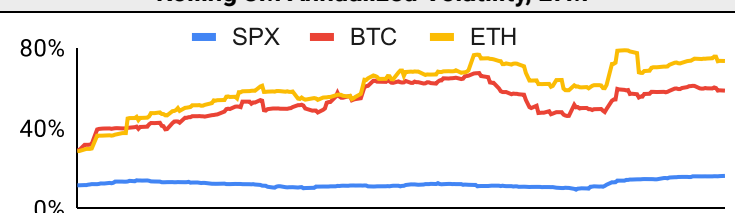
## Traditional Finance

Global Equity Markets							SPY vs. BTC, LTM				
	US	USGrwth	UK	Germany	Japan	HK					
1D	0%	0%	1%	0%	0%	0%					
7D	1%	2%	1%	0%	0%	-4%					
90D	3%	0%	6%	3%	-1%	18%					
365D	32%	33%	13%	25%	18%	6%					

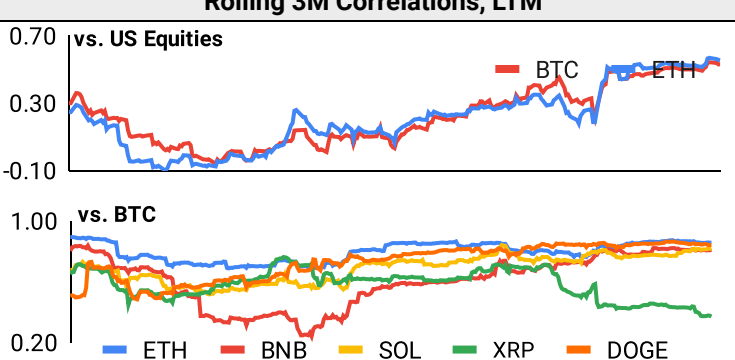
  

10-Year Treasury Yields							Commodities & FX					
	US	Brazil	UK	Germany	Japan	HK	Last	WTI	Gas	Gold	USD/EUR	USD/JPY
Last	4.07%	12.45%	4.24%	2.26%	0.96%	3.04%	Last	75.5	2.63	2,676	0.91	149.1
1d Chg	-0.02	-0.01	0.03	-0.02	0.01	-0.06	1d % Chg	-0.5%	-1.7%	1.4%	-0.1%	0.4%

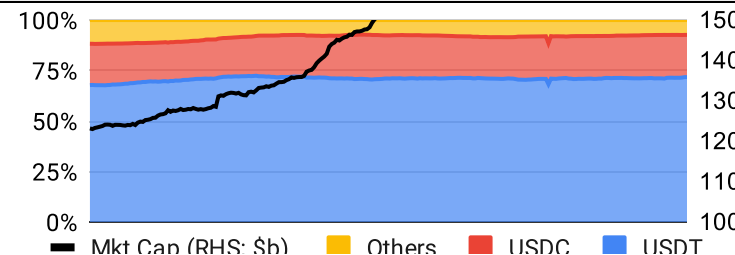
## Volatility

Annualized Volatility							Rolling 3M Annualized Volatility, LTM			
	BTC	ETH	BNB	SOL	XRP	DOGE				
30D	39%	47%	41%	60%	58%	69%				
90D	54%	67%	52%	77%	72%	76%				
180D	50%	63%	51%	79%	62%	77%				
365D	53%	61%	58%	94%	63%	90%				

## Correlations

Intra-Crypto Correlations, LTM							Rolling 3M Correlations, LTM				
	BTC	ETH	BNB	SOL	XRP	DOGE					
BTC											
ETH	0.80										
BNB	0.60	0.58									
SOL	0.68	0.60	0.47								
XRP	0.55	0.52	0.39	0.47							
DOGE	0.76	0.67	0.50	0.57	0.55						

## Stablecoins

Stablecoin Market Size and Volume, \$m					Stablecoin Dominance (LHS) & Market Cap \$b (RHS), LTM	
Ticker	Price	1d Vol	20d Avg Vol	Market Cap		
USDT	1.00	51,239	54,297	119,694		
USDC	1.00	4,908	5,529	34,859		
DAI	1.00	86	84	5,365		
USDe	1.00	57	58	2,437		
USDD	1.00	3	3	744		
PYUSD	1.00	23	18	688		

## Ethereum Mainnet & Layer 2s

Mainnet & Layer 2 Transactions (m/day) and L2 TVL (\$m)					Transactions (m/day), Rolling 90-Day Average, LTM					
Network	1d	30d Avg	TVL	Tech Type						
Xai	5.3	188.1								
Base	6.2	148.6		Optimistic Rollup						
Gravity	3.2	89.3		Optimium						
Arbitrum One	1.9	49.6		Optimistic Rollup						
Taiko	0.7	42.2		Optimistic Rollup						
PlayBlock	1.4	39.3								
Ethereum	1.2	34.3	-	mainnet						
PoP Apex	1.0	33.0								
WINR	0.8	22.5								
OP Mainnet	0.8	21.5		Optimistic Rollup						

Layer 2 Token Performance & Market Cap (\$b)					
	IMX	STX	MNT	MATIC	ARB
24h Return	+5.79%	+7.67%	+2.95%	+1.46%	+4.78%
Market Cap	3.0	2.6	2.0	1.0	685.8

## NFTs and DAOs

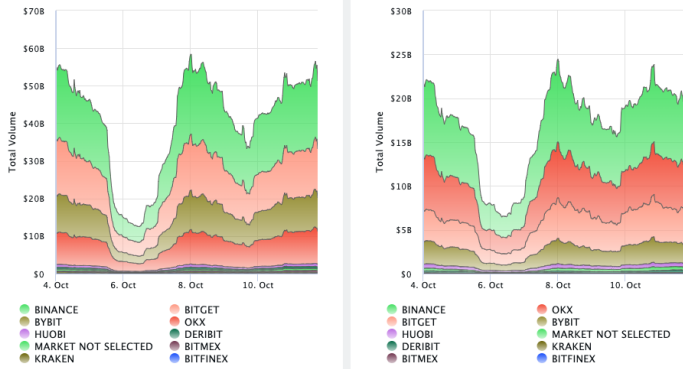
NFT Collection Stats (\$; Volume, MC in \$m)						DAO Treasury Amount (\$m) and Composition					
Collection	Floor	% Listed	3M Ret.	3M Vol	Market Cap	DAO	Treasury	Stables	BTC/ETH	Own Tokens	Other
CryptoPunks	67,944	12%	-20%	106,095	679	Uniswap	3,210	0%	0%	100%	0%
Bored Ape Yacht C	27,006	3%	-11%	45,700	270	Mantle	2,279	1%	22%	75%	2%
Pudgy Penguins	22,982	2%	-32%	44,030	204	Arbitrum	1,673	0%	1%	99%	0%
Azuki	12,665	2%	0%	17,020	127	ENS	1,217	0%	0%	88%	12%
Autoglyphs	243,269	2%	-38%	485	125	Optimism	1,131	0%	0%	100%	0%
NodeMonkes	10,840	14%	13%	22,004	108	Ethereum	648	0%	100%	0%	0%
Bitcoin Puppets	10,217	11%	47%	16,288	102	Golem	334	0%	87%	13%	0%
Mutant Ape Yacht	4,499	3%	-18%	19,877	88	Gnosis	314	7%	19%	48%	26%
Milady Maker	8,508	4%	-44%	28,187	85	Merit Circle	273	8%	1%	90%	1%
Chromie Squiggle	8,240	2%	-24%	1,119	82	Olympus	239	76%	0%	24%	0%

## Crypto News

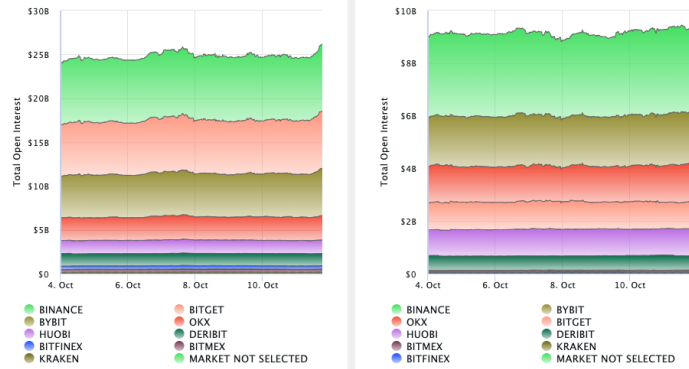
- [Mt. Gox Postpones Repayment Deadline to 2025, Allaying Concerns of Bitcoin Sell Pressure - CoinDesk](#)
- [Bitcoin on Track for Record Sideways Action, With Eyes on November Elections as Bullish Catalyst - CoinDesk](#)
- [FBI created a cryptocurrency so it could watch it being abused - The Register](#)
- [MicroStrategy Soars to 25-Year High, With 'NAV Premium' the Widest Since 2021 - CoinDesk](#)
- [Bitcoin digests US 'nightmare' CPI, jobs data as \\$60K hangs in balance - Cointelegraph](#)
- [Trump's World Liberty Financial is using Aave - Blockworks](#)
- [SEC files lawsuit against crypto market-maker Cumberland DRW - Blockworks](#)
- [Stripe reintegrates crypto payments in the US - Blockworks](#)
- [Uniswap announces Unichain L2 - Blockworks](#)

## Crypto Futures

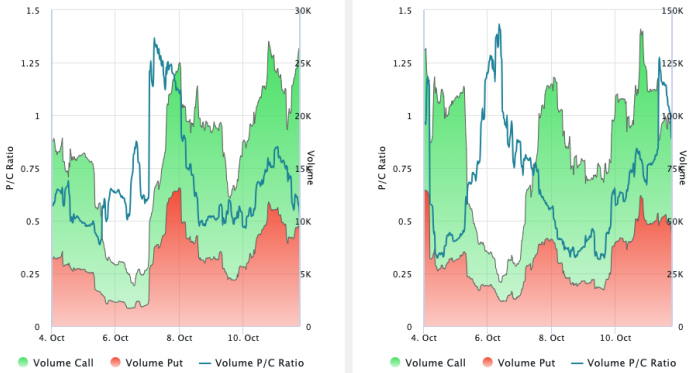
### Futures Volume (BTC LHS ; ETH RHS), 1d



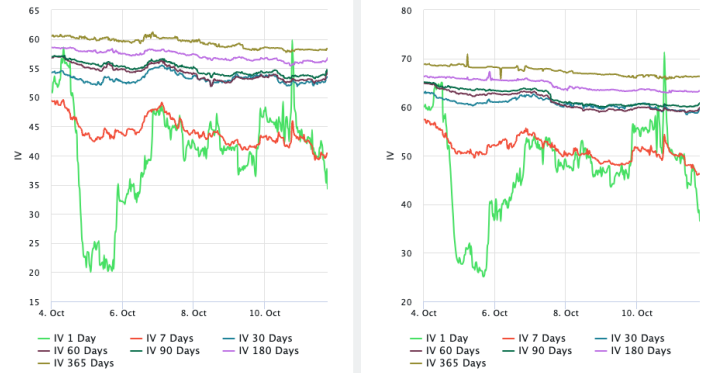
### Futures Open Interest (BTC LHS ; ETH RHS)



### OI Weighted Funding Rate (BTC LHS ; ETH RHS), 1d



### Liquidations (BTC LHS ; ETH RHS), 1d



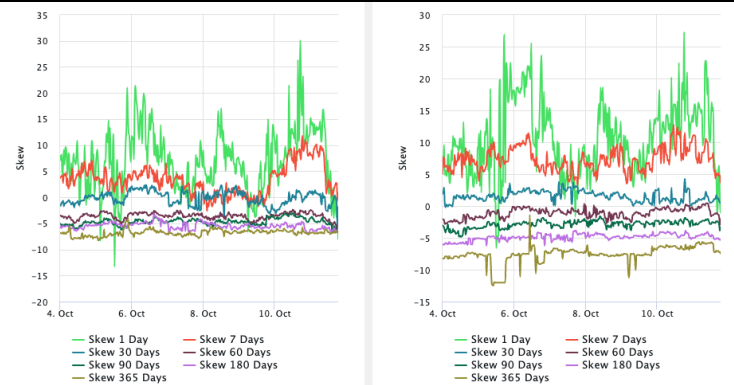
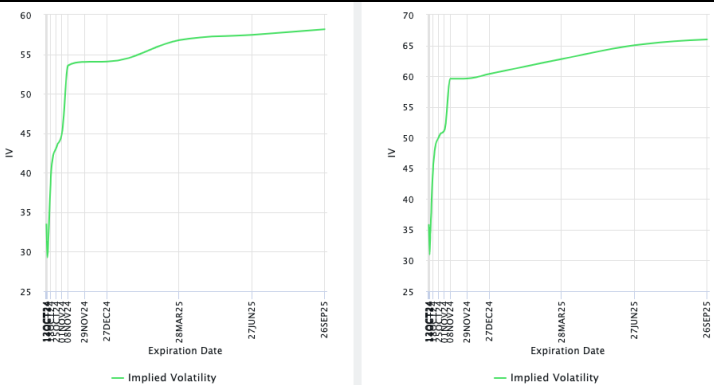
## Crypto Options

### Options Volume & Put/Call Ratio (BTC LHS ; ETH RHS), 1d

### ATM Implied Volatility (BTC LHS ; ETH RHS)

### ATM Implied Vol Term Structure (BTC LHS ; ETH RHS)

### 25 Delta Skew (BTC LHS ; ETH RHS)





October 11, 2024

### About GSR

GSR has over a decade of extensive experience in the crypto market, serving as a trusted liquidity provider and active, multi-stage investor. Our suite of services includes OTC Trading, Derivatives, and Market Making. GSR is actively involved in every major sector of the digital asset ecosystem, working with token issuers, institutional investors, miners, and leading trading venues.

For more information or if we can help with anything, please see [gsr.io](https://gsr.io) or contact us at [gsr@gsr.io](mailto:gsr@gsr.io).

Follow GSR for more content: [Twitter](#) [Telegram](#) [LinkedIn](#)

### Authors

Brian Rudick, Senior Strategist	<a href="#">Twitter</a>	<a href="#">Telegram</a>
Carlos Guzman, Research Analyst	<a href="#">Twitter</a>	<a href="#">Telegram</a>
Toe Bautista, Research Analyst	<a href="#">Twitter</a>	<a href="#">Telegram</a>

### Required Disclosures

This material is provided by GSR (the "Firm") solely for informational purposes, is intended only for sophisticated, institutional investors and does not constitute an offer or commitment, a solicitation of an offer or commitment, or any advice or recommendation, to enter into or conclude any transaction (whether on the terms shown or otherwise), or to provide investment services in any state or country where such an offer or solicitation or provision would be illegal. The Firm is not and does not act as an advisor or fiduciary in providing this material. GSR is not authorised or regulated in the UK by the Financial Conduct Authority. The protections provided by the UK regulatory system will not be available to you. Specifically, information provided herein is intended for institutional persons only and is not suitable for retail persons in the United Kingdom, and no solicitation or recommendation is being made to you in regards to any products or services.

This material is not a research report, and not subject to any of the independence and disclosure standards applicable to research reports prepared pursuant to FINRA or CFTC research rules. This material is not independent of the Firm's proprietary interests, which may conflict with the interests of any counterparty of the Firm. The Firm trades instruments discussed in this material for its own account, may trade contrary to the views expressed in this material, and may have positions in other related instruments.

Information contained herein is based on sources considered to be reliable, but is not guaranteed to be accurate or complete. Any opinions or estimates expressed herein reflect a judgment made by the author(s) as of the date of publication, and are subject to change without notice. Trading and investing in digital assets involves significant risks including price volatility and illiquidity and may not be suitable for all investors. The Firm is not liable whatsoever for any direct or consequential loss arising from the use of this material. Copyright of this material belongs to GSR. Neither this material nor any copy thereof may be taken, reproduced or redistributed, directly or indirectly, without prior written permission of GSR

### Notes & Sources

All options data is based on Deribit and derivatives graphics are from Laevidas. Market returns are based on price returns for the following ETFs: VOO, QQQ, EWU, EWG, EWJ, and EWH. Onchain volumes are not considered and thus certain token volumes may be understated (e.g., stETH).

CoinGecko	Santiment	DefiLlama	CoinMarketCap	Laevidas
L2Beat	Google Finance	TradingView	Deribit	WorldCoinIndex
Cryptorank	Investing.com	NFT Price Floor	CryptoSlate	