











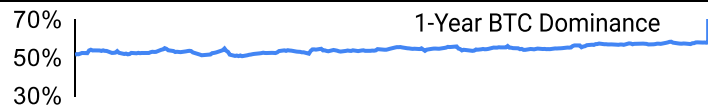
Crypto Leaderboard

Rank	Name	Ticker	Price	24h	7d	30d	24h Vol \$m	MC \$m	1-Year Chart
1	Bitcoin	BTC	\$64,764	3%	4%	8%	33,541	1,280,230	
2	Ethereum	ETH	\$2,555	4%	5%	6%	15,771	307,464	
3	Tether	USDT	\$1.00	0%	0%	0%	45,006	119,595	
4	BNB	BNB	\$579	1%	3%	5%	755	84,543	
5	Solana	SOL	\$153	3%	6%	12%	2,561	71,806	
6	USD Coin	USDC	\$1.00	0%	0%	0%	4,446	34,928	
7	XRP Ledger	XRP	\$0.54	1%	2%	-10%	1,001	30,484	
8	Lido stETH	STETH	\$2,554	4%	5%	6%	42	24,918	
9	Dogecoin	DOGE	\$0.11	1%	4%	7%	711	16,520	
10	TRON	TRX	\$0.16	-2%	3%	9%	450	13,853	

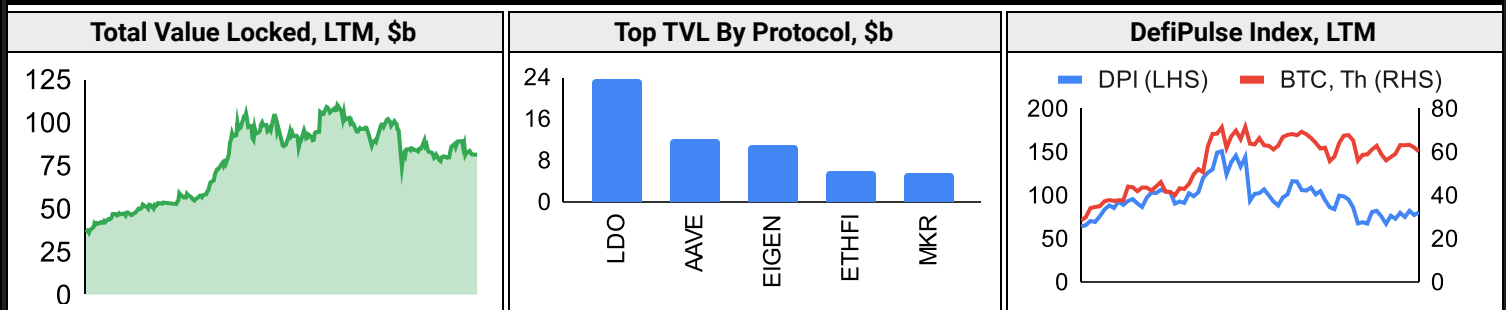
Top & Bottom Performers - Top 100 Tokens

24h		7 Days		30 Days		90 Days		365 Days	
WLD	16%	ENA	39%	SUI	114%	SUI	157%	BONK	11125%
ENA	15%	WBT	35%	AERO	109%	TAO	107%	OM	8259%
BRETT	10%	BRETT	28%	TAO	92%	AERO	69%	PEPE	1456%
OM	8%	AERO	20%	POPCAT	88%	HNT	65%	TAO	1203%
TAO	-2%	LINK	-1%	QNT	-10%	AR	-36%	MATIC	-28%
NEIRO	-3%	MKR	-4%	HNT	-12%	LDO	-38%	LDO	-30%
SPX	-6%	NEAR	-4%	MKR	-16%	NOT	-50%	ARB	-31%
POPCAT	-9%	HNT	-6%	KAS	-22%	MKR	-56%	ATOM	-33%

Category Performance

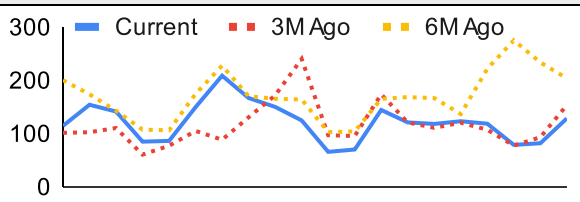
Category	7d	30d	90d	180d	365d	Ecosystem	7d	30d	90d	180d	365d
Meme	16%	54%	15%	6%	235%	BSC	9%	28%	17%	-3%	96%
Lending	6%	24%	-9%	16%	87%	Polkadot	8%	26%	15%	-13%	74%
Smart Contract	4%	12%	-3%	-19%	107%	Polygon	6%	18%	3%	-13%	57%
CEXs	-1%	12%	3%	6%	67%	Avalanche	5%	8%	-8%	-12%	61%
DEX	3%	10%	-9%	-22%	100%	Ethereum	3%	4%	-14%	-20%	9%
Scaling	3%	9%	-17%	-45%	42%	Cosmos	-4%	4%	-19%	-39%	65%
IoT/Data/Comp.	3%	4%	-11%	-23%	97%	Solana	-8%	0%	-18%	-29%	146%
Gaming/Entertai	-4%	0%	-20%	-41%	1%	Tron	4%	-1%	34%	30%	130%
Currency	2%	-1%	-7%	-16%	38%						
Other DeFi	-11%	-7%	-23%	-31%	30%						
Privacy	-8%	-11%	-21%	-20%	-9%						

DeFi

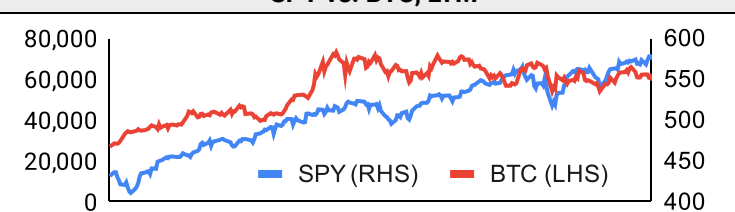


Trading Volume

Aggregate Volumes by Product, \$b					Top Derivatives Exchanges, \$m and bps					Top Spot Exchanges, \$m		
Product	1d	7d	30d	O/I	Exchange	1d Vol	O/I	Mkr	Tkr	Exchange	Mkts	1d Vol
Spot	34	212.93	959.17	n/a	Binance	52,175	18,790	2.0	4.0	Binance	1,685	13,382
Perpetuals	127	755	3,400	619	Bybit	20,817	12,933	2.0	5.5	Coinbase	407	1,526
Futures	0	1	10	1	OKX	21,842	6,202	2.0	5.0	Bybit	1,015	3,496
Options	2	10	44	n/a	Bitoy	50,302	40	2.0	4.0	OKX	757	1,978

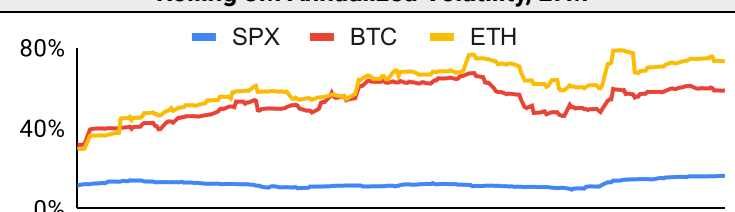
Daily Spot Volume, Top 100 Tokens Last 20d, \$b				Top Volume, 1d, \$m		Top Volume, %20d Avg		Low Volume, %20d Avg	
				USDT	56,702	LEO	234%	STETH	0%
				BTC	31,395	ENA	217%	AR	58%
				ETH	15,996	GRT	200%	BONK	63%
				USDC	4,980	BRETT	200%	XLM	77%
				FDUSD	3,877	TIA	181%	RUNE	81%

Traditional Finance

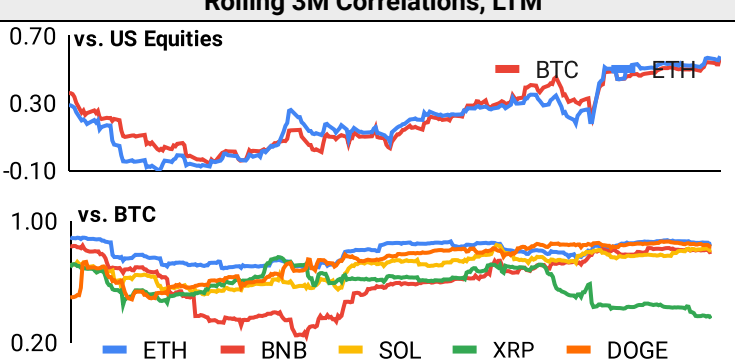
Global Equity Markets							SPY vs. BTC, LTM	
	US	USGrwth	UK	Germany	Japan	HK		
1D	1%	0%	1%	1%	0%	1%	SPY (RHS)	BTC (LHS)
7D	1%	1%	1%	0%	-1%	-6%		
90D	4%	0%	7%	4%	0%	19%		
365D	34%	33%	17%	27%	18%	7%		

10-Year Treasury Yields							Commodities & FX					
	US	Brazil	UK	Germany	Japan	HK	Last	WTI	Gas	Gold	USD/EUR	USD/JPY
Last	4.14%	12.71%	4.29%	2.28%	0.96%	3.06%	Last	74.1	2.55	2,669	0.92	149.9
1d Chg	0.07	0.00	0.09	0.01	0.01	-0.06	1d % Chg	-2.0%	-3.0%	-0.3%	0.2%	0.5%

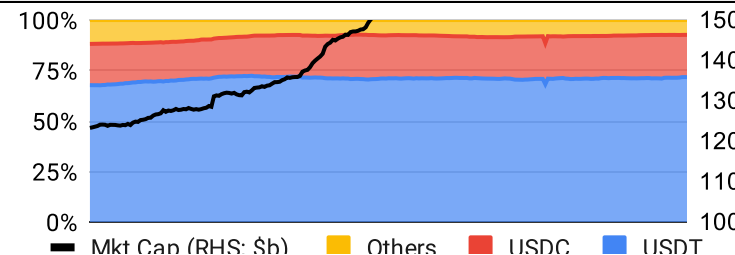
Volatility

Annualized Volatility							Rolling 3M Annualized Volatility, LTM				
	BTC	ETH	BNB	SOL	XRP	DOGE					
30D	37%	47%	40%	60%	53%	67%	SPX	BTC	ETH		
90D	52%	65%	49%	75%	70%	74%					
180D	49%	63%	51%	78%	62%	76%					
365D	53%	62%	58%	94%	63%	90%					

Correlations

Intra-Crypto Correlations, LTM							Rolling 3M Correlations, LTM				
	BTC	ETH	BNB	SOL	XRP	DOGE					
BTC							vs. US Equities	BTC	ETH		
ETH	0.80						vs. BTC	ETH	BNB	SOL	XRP
BNB	0.61	0.58									DOGE
SOL	0.68	0.60	0.47								
XRP	0.55	0.52	0.39	0.47							
DOGE	0.76	0.67	0.50	0.57	0.55						

Stablecoins

Stablecoin Market Size and Volume, \$m					Stablecoin Dominance (LHS) & Market Cap \$b (RHS), LTM	
Ticker	Price	1d Vol	20d Avg Vol	Market Cap		
USDT	1.00	56,702	52,872	119,672		
USDC	1.00	4,980	5,256	34,940		
DAI	1.00	86	83	5,364		
USDe	1.00	41	58	2,432		
USDD	1.00	4	3	746		
PYUSD	1.00	13	17	674		

Ethereum Mainnet & Layer 2s

Mainnet & Layer 2 Transactions (m/day) and L2 TVL (\$m)					Transactions (m/day), Rolling 90-Day Average, LTM					
Network	1d	30d Avg	TVL	Tech Type						
Xai	5.3	180.3								
Base	6.2	152.7		Optimistic Rollup						
Gravity	2.2	90.7		Optimium						
Arbitrum One	1.6	49.4		Optimistic Rollup						
PlayBlock	1.2	39.5								
Taiko	1.8	38.6		Optimistic Rollup						
Ethereum	1.1	34.2	-	mainnet						
PoP Apex	1.0	32.3								
OP Mainnet	0.7	22.0		Optimistic Rollup						
WINR	0.3	18.4								

Layer 2 Token Performance & Market Cap (\$b)					
	IMX	STX	MNT	MATIC	ARB
24h Return	+2.98%	+4.28%	+3.64%	+0.08%	+2.62%
Market Cap	3.1	2.7	2.1	1.0	702.9

NFTs and DAOs

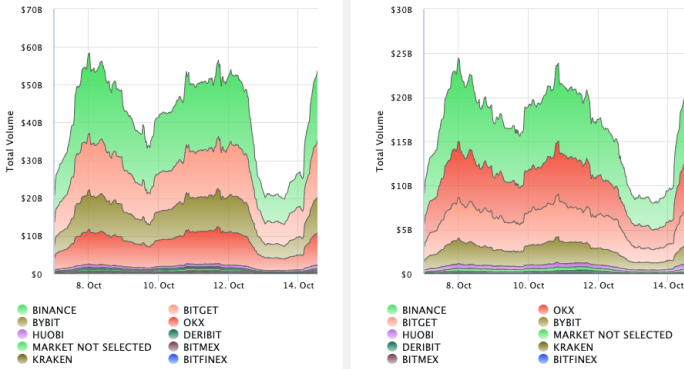
NFT Collection Stats (\$; Volume, MC in \$m)						DAO Treasury Amount (\$m) and Composition					
Collection	Floor	% Listed	3M Ret.	3M Vol	Market Cap	DAO	Treasury	Stables	BTC/ETH	Own Tokens	Other
CryptoPunks	71,419	12%	-22%	105,891	714	Uniswap	3,210	0%	0%	100%	0%
Bored Ape Yacht C	27,994	3%	-11%	46,782	280	Mantle	2,279	1%	22%	75%	2%
Pudgy Penguins	22,596	2%	-37%	44,422	201	Arbitrum	1,673	0%	1%	99%	0%
Autoglyphs	253,688	2%	-40%	485	130	ENS	1,217	0%	0%	88%	12%
Azuki	12,812	2%	-4%	16,866	128	Optimism	1,131	0%	0%	100%	0%
Milady Maker	11,316	4%	-34%	28,795	113	Ethereum	648	0%	100%	0%	0%
NodeMonkes	10,766	14%	-2%	21,966	108	Golem	334	0%	87%	13%	0%
Bitcoin Puppets	10,571	11%	23%	17,030	106	Gnosis	314	7%	19%	48%	26%
Mutant Ape Yacht	4,710	3%	-16%	19,576	92	Merit Circle	273	8%	1%	90%	1%
Chromie Squiggle	8,438	2%	-33%	1,064	84	Olympus	239	76%	0%	24%	0%

Crypto News

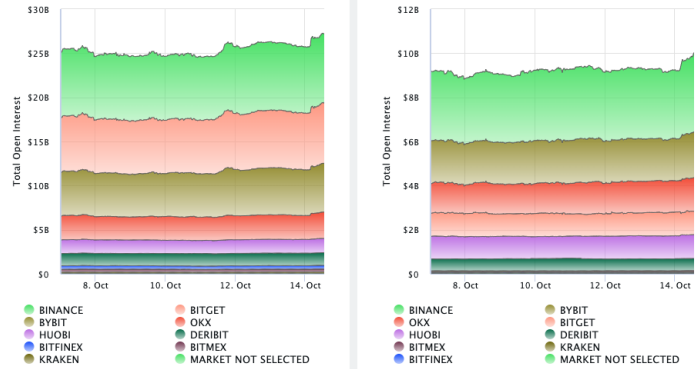
- [Crypto short liquidations breach \\$100M as Bitcoin reclaims \\$64K - Cointelegraph](#)
- [Bitcoin \(BTC\) Jumps as Traders Weigh China Fiscal Stimulus, Trump Odds - Bloomberg](#)
- [Brazilian Central Bank Invites New Participants to CBDC Pilot Program - Bitcoin.com News](#)
- [Ziglu buying Damex retail crypto clients, to add stock trading - FX News Group](#)
- [Trump's World Liberty Financial is using Aave - Blockworks](#)
- [Crypto Custodian Copper Appoints Former SEC Advisor Amar Kuchinad as New Global CEO - CoinDesk](#)
- [Bitcoin Mining Profitability Fell in September, Jefferies Says - CoinDesk](#)
- [Samara Asset Group Plans up to \\$32.8M Bond to Expand Bitcoin Holdings - CoinDesk](#)
- [Altoin Selling Pressure Looms as \\$500M in Token Unlocks Scheduled This Week - CoinDesk](#)

Crypto Futures

Futures Volume (BTC LHS ; ETH RHS), 1d



Futures Open Interest (BTC LHS ; ETH RHS)

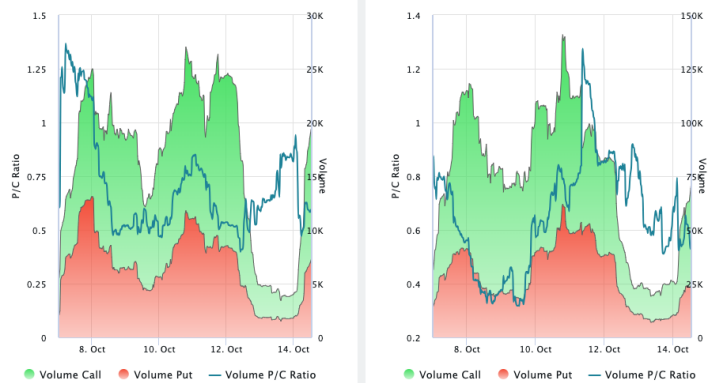


OI Weighted Funding Rate (BTC LHS ; ETH RHS), 1d

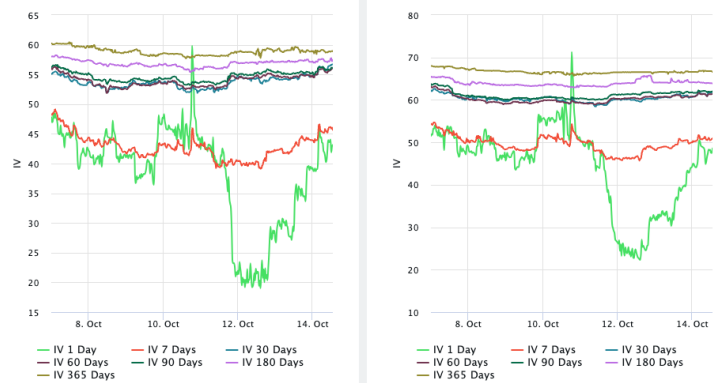
Liquidations (BTC LHS ; ETH RHS), 1d

Crypto Options

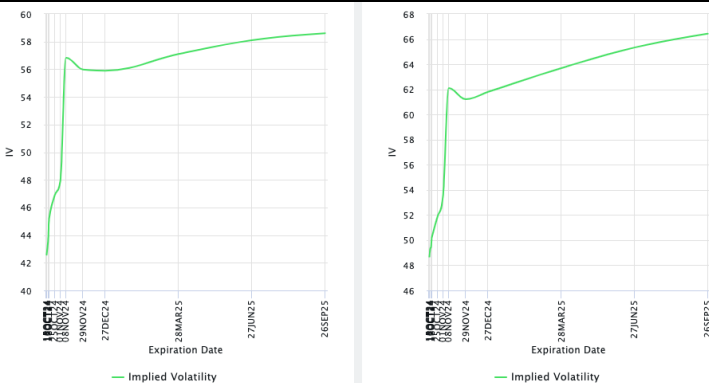
Options Volume & Put/Call Ratio (BTC LHS ; ETH RHS), 1d



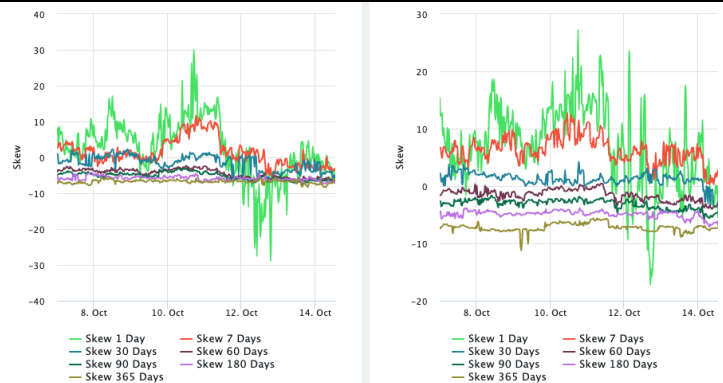
ATM Implied Volatility (BTC LHS ; ETH RHS)



ATM Implied Vol Term Structure (BTC LHS ; ETH RHS)



25 Delta Skew (BTC LHS ; ETH RHS)





October 14, 2024

About GSR

GSR has over a decade of extensive experience in the crypto market, serving as a trusted liquidity provider and active, multi-stage investor. Our suite of services includes OTC Trading, Derivatives, and Market Making. GSR is actively involved in every major sector of the digital asset ecosystem, working with token issuers, institutional investors, miners, and leading trading venues.

For more information or if we can help with anything, please see gsr.io or contact us at gsr@gsr.io.

Follow GSR for more content: [Twitter](#) [Telegram](#) [LinkedIn](#)

Authors

Brian Rudick, Senior Strategist	Twitter	Telegram
Carlos Guzman, Research Analyst	Twitter	Telegram
Toe Bautista, Research Analyst	Twitter	Telegram

Required Disclosures

This material is provided by GSR (the "Firm") solely for informational purposes, is intended only for sophisticated, institutional investors and does not constitute an offer or commitment, a solicitation of an offer or commitment, or any advice or recommendation, to enter into or conclude any transaction (whether on the terms shown or otherwise), or to provide investment services in any state or country where such an offer or solicitation or provision would be illegal. The Firm is not and does not act as an advisor or fiduciary in providing this material. GSR is not authorised or regulated in the UK by the Financial Conduct Authority. The protections provided by the UK regulatory system will not be available to you. Specifically, information provided herein is intended for institutional persons only and is not suitable for retail persons in the United Kingdom, and no solicitation or recommendation is being made to you in regards to any products or services.

This material is not a research report, and not subject to any of the independence and disclosure standards applicable to research reports prepared pursuant to FINRA or CFTC research rules. This material is not independent of the Firm's proprietary interests, which may conflict with the interests of any counterparty of the Firm. The Firm trades instruments discussed in this material for its own account, may trade contrary to the views expressed in this material, and may have positions in other related instruments.

Information contained herein is based on sources considered to be reliable, but is not guaranteed to be accurate or complete. Any opinions or estimates expressed herein reflect a judgment made by the author(s) as of the date of publication, and are subject to change without notice. Trading and investing in digital assets involves significant risks including price volatility and illiquidity and may not be suitable for all investors. The Firm is not liable whatsoever for any direct or consequential loss arising from the use of this material. Copyright of this material belongs to GSR. Neither this material nor any copy thereof may be taken, reproduced or redistributed, directly or indirectly, without prior written permission of GSR

Notes & Sources

All options data is based on Deribit and derivatives graphics are from Laevidas. Market returns are based on price returns for the following ETFs: VOO, QQQ, EWU, EWG, EWJ, and EWH. Onchain volumes are not considered and thus certain token volumes may be understated (e.g., stETH).

CoinGecko	Santiment	DefiLlama	CoinMarketCap	Laevidas
L2Beat	Google Finance	TradingView	Deribit	WorldCoinIndex
Cryptorank	Investing.com	NFT Price Floor	CryptoSlate	