











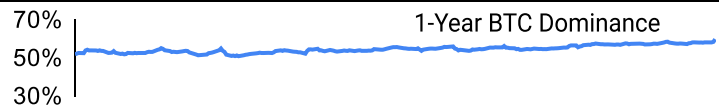
## Crypto Leaderboard

Rank	Name	Ticker	Price	24h	7d	30d	24h Vol \$m	MC \$m	1-Year Chart
1	Bitcoin	BTC	\$67,858	2%	12%	17%	37,639	1,341,449	
2	Ethereum	ETH	\$2,622	2%	11%	14%	17,109	315,615	
3	Tether	USDT	\$1.00	0%	0%	0%	59,890	119,969	
4	BNB	BNB	\$605	3%	6%	13%	941	88,255	
5	Solana	SOL	\$155	1%	11%	18%	3,078	72,604	
6	USD Coin	USDC	\$1.00	0%	0%	0%	5,281	34,781	
7	XRP Ledger	XRP	\$0.55	3%	5%	-6%	1,187	31,293	
8	Lido stETH	STETH	\$2,622	2%	10%	14%	40	25,618	
9	Dogecoin	DOGE	\$0.13	14%	20%	30%	2,396	18,894	
10	TRON	TRX	\$0.16	1%	0%	7%	407	13,834	

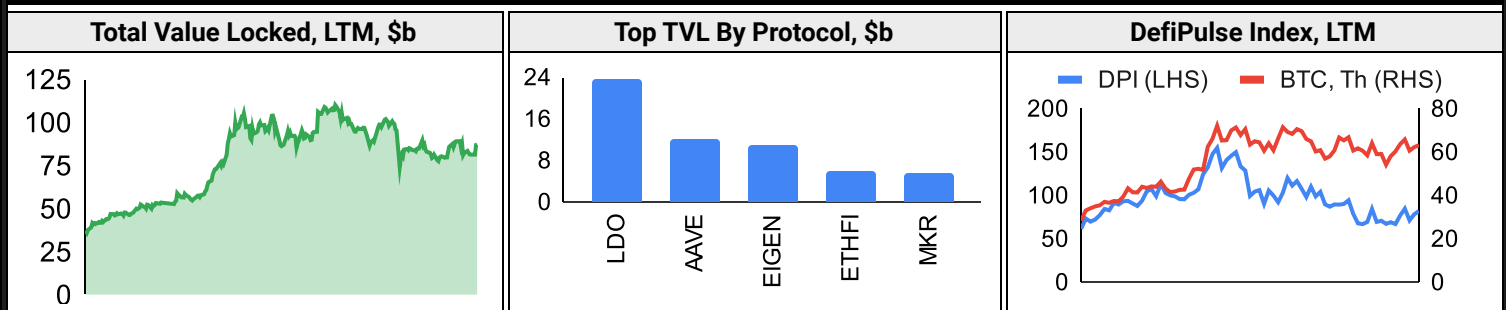
## Top & Bottom Performers - Top 100 Tokens

24h		7 Days		30 Days		90 Days		365 Days	
DOGE	14%	ENA	46%	AERO	104%	SUI	155%	BONK	13158%
BONK	11%	WBT	41%	TAO	101%	TAO	73%	OM	7955%
SHIB	6%	BRETT	25%	SUI	98%	WBT	69%	PEPE	1551%
HNT	6%	BONK	23%	ENA	87%	POPCAT	63%	TAO	1088%
APT	-3%	TRX	0%	XMR	-7%	AR	-36%	LDO	-28%
BEAM	-4%	KAS	-1%	HNT	-14%	LDO	-42%	MATIC	-28%
WLD	-4%	MKR	-4%	MKR	-15%	NOT	-48%	ARB	-29%
POPCAT	-5%	HNT	-9%	KAS	-21%	MKR	-54%	ATOM	-31%

## Category Performance

Category	7d	30d	90d	180d	365d	Ecosystem	7d	30d	90d	180d	365d
Meme	13%	33%	20%	2%	241%	Cosmos	13%	24%	-7%	-33%	140%
Lending	7%	24%	-3%	11%	86%	BSC	7%	18%	-5%	-26%	77%
Smart Contract	7%	17%	-3%	-23%	106%	Polygon	6%	15%	-8%	-27%	45%
CEXs	2%	16%	7%	4%	70%	Polkadot	7%	15%	-7%	-35%	54%
DEX	8%	15%	-8%	-26%	103%	Avalanche	6%	12%	-9%	-18%	57%
Scaling	11%	14%	-15%	-46%	49%	Ethereum	5%	8%	-15%	-24%	9%
IoT/Data/Comp.	9%	11%	-8%	-24%	97%	Tron	-2%	-1%	30%	26%	116%
Other DeFi	2%	11%	-20%	-28%	48%	Solana	-2%	-2%	-17%	-32%	147%
Currency	9%	8%	-3%	-15%	40%						
Gaming/Entertai	-1%	5%	-18%	-43%	2%						
Privacy	-6%	-7%	-20%	-22%	-8%						

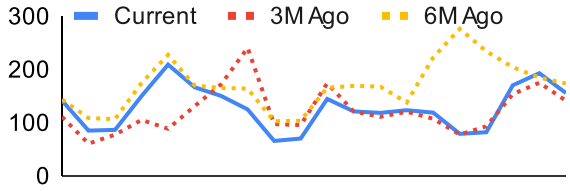
## DeFi



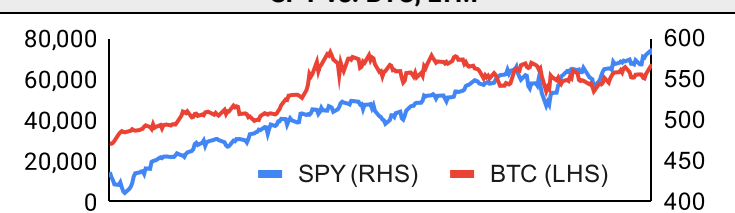
**Trading Volume**

Aggregate Volumes by Product, \$b					Top Derivatives Exchanges, \$m and bps					Top Spot Exchanges, \$m		
Product	1d	7d	30d	O/I	Exchange	1d Vol	O/I	Mkr	Tkr	Exchange	Mkts	1d Vol
Spot	40	231.47	1020	n/a	Binance	53,998	19,157	2.0	4.0	Binance	1,677	16,304
Perpetuals	139	814	3,600	612	Bybit	23,084	13,174	2.0	5.5	Coinbase	408	2,476
Futures	0	1	7	1	OKX	23,208	6,430	2.0	5.0	Bybit	1,023	3,984
Options	2	12	50	n/a	Bitoy	55,750	37	2.0	4.0	OKX	752	2,197

Daily Spot Volume, Top 100 Tokens Last 20d, \$b				Top Volume, 1d, \$m		Top Volume, %20d Avg		Low Volume, %20d Avg	
				USDT	65,973	WEETH	391%	ONDO	27%
				BTC	40,421	DOGE	239%	RETH	28%
				ETH	17,788	BSV	222%	MATIC	43%
				USDC	6,944	LEO	211%	AERO	51%
				FDUSD	5,695	LTC	192%	SEI	65%

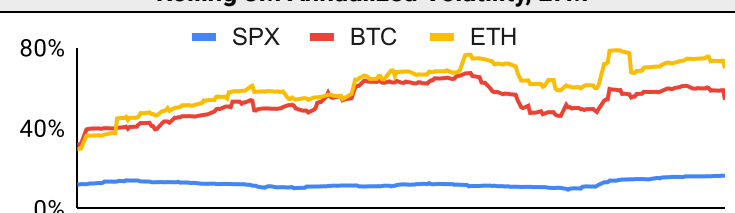
**Traditional Finance**

Global Equity Markets							SPY vs. BTC, LTM	
	US	USGrwth	UK	Germany	Japan	HK		
1D	-1%	-1%	2%	-1%	-2%	-4%		
7D	2%	0%	4%	1%	-2%	-5%		
90D	4%	2%	11%	5%	-2%	14%		
365D	33%	33%	20%	28%	17%	3%		

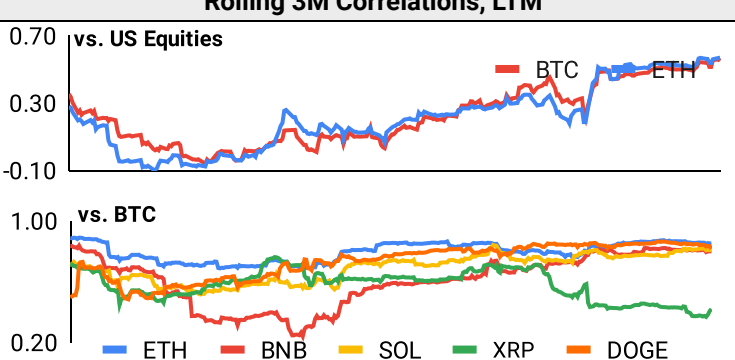
  

10-Year Treasury Yields							Commodities & FX				
	US	Brazil	UK	Germany	Japan	HK	WTI	Gas	Gold	USD/EUR	USD/JPY
Last	4.02%	12.66%	4.07%	2.18%	0.94%	2.97%	70.6	2.38	2,690	0.92	149.7
1d Chg	-0.02	0.22	0.00	0.00	-0.01	-0.06	0.0%	-4.8%	0.4%	0.3%	0.3%

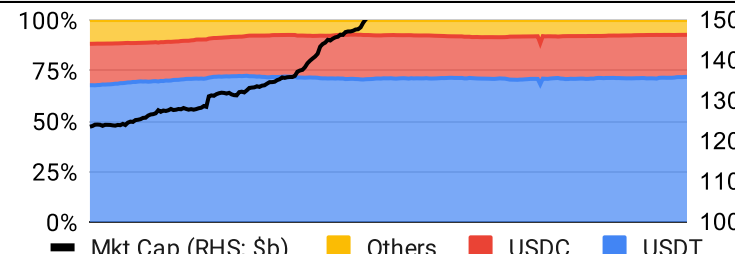
**Volatility**

Annualized Volatility							Rolling 3M Annualized Volatility, LTM			
	BTC	ETH	BNB	SOL	XRP	DOGE				
30D	38%	48%	39%	61%	52%	74%				
90D	53%	66%	50%	75%	66%	77%				
180D	50%	63%	51%	78%	62%	77%				
365D	53%	62%	58%	93%	63%	91%				

**Correlations**

Intra-Crypto Correlations, LTM							Rolling 3M Correlations, LTM	
	BTC	ETH	BNB	SOL	XRP	DOGE		
BTC								
ETH	0.80							
BNB	0.61	0.58						
SOL	0.68	0.61	0.47					
XRP	0.55	0.52	0.39	0.47				
DOGE	0.76	0.67	0.50	0.57	0.55			

## Stablecoins

Stablecoin Market Size and Volume, \$m					Stablecoin Dominance (LHS) & Market Cap \$b (RHS), LTM	
Ticker	Price	1d Vol	20d Avg Vol	Market Cap		
USDT	1.00	65,973	55,328	119,973		
USDC	1.00	6,944	5,533	34,796		
DAI	1.00	86	84	5,365		
USDe	1.00	30	60	2,434		
USDD	1.00	2	3	751		
FRAX	1.00	6	12	648		

## Ethereum Mainnet & Layer 2s

Mainnet & Layer 2 Transactions (m/day) and L2 TVL (\$m)					Transactions (m/day), Rolling 90-Day Average, LTM					
Network	1d	30d Avg	TVL	Tech Type						
Xai	5.5	175.5								
Base	5.9	155.6		Optimistic Rollup						
Gravity	2.4	91.0		Optimium						
Arbitrum One	2.1	51.0		Optimistic Rollup						
PlayBlock	1.5	40.1								
Taiko	2.4	37.5		Optimistic Rollup						
Ethereum	1.2	34.4	-	mainnet						
PoP Apex	1.1	32.0								
OP Mainnet	0.9	22.8		Optimistic Rollup						
Blast	0.7	18.0		Optimistic Rollup						

Layer 2 Token Performance & Market Cap (\$b)					
	IMX	STX	MNT	MATIC	ARB
24h Return	-2%	+4.35%	+2.38%	+0.44%	+0.72%
Market Cap	3.1	2.8	2.0	1.0	714.5

## NFTs and DAOs

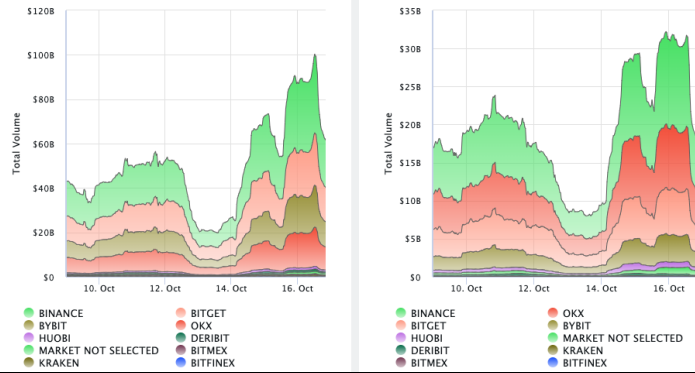
NFT Collection Stats (\$; Volume, MC in \$m)						DAO Treasury Amount (\$m) and Composition					
Collection	Floor	% Listed	3M Ret.	3M Vol	Market Cap	DAO	Treasury	Stables	BTC/ETH	Own Tokens	Other
CryptoPunks	68,939	40%	-25%	#VALUE!	#VALUE!	Uniswap	3,054	0%	0%	100%	0%
Bored Ape Yacht C	29,095	54%	-6%	#REF!	#VALUE!	Mantle	2,428	1%	23%	75%	1%
Pudgy Penguins	23,442	58%	-33%	#REF!	#VALUE!	Arbitrum	1,784	0%	1%	99%	0%
Autoglyphs	260,064	33%	-39%	#REF!	#VALUE!	ENS	1,326	0%	0%	88%	12%
Azuki	12,977	41%	-1%	#REF!	#VALUE!	Optimism	1,279	0%	0%	100%	0%
NodeMonkes	11,530	55%	3%	#VALUE!	#VALUE!	Ethereum	710	0%	100%	0%	0%
Bitcoin Puppets	11,469	66%	37%	#VALUE!	#VALUE!	Golem	363	0%	87%	13%	0%
Milady Maker	11,028	53%	-34%	#REF!	#VALUE!	Gnosis	347	6%	19%	49%	26%
Mutant Ape Yacht	4,716	60%	-13%	5	#VALUE!	Merit Circle	311	7%	1%	91%	2%
Chromie Squiggle	8,646	28%	-32%	7	#VALUE!	Olympus	244	74%	0%	26%	0%

## Crypto News

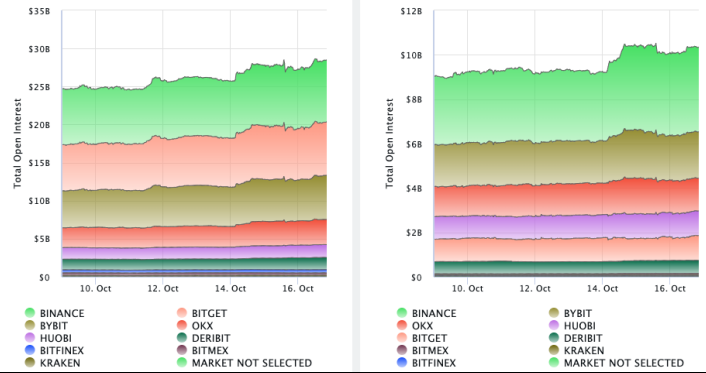
- [US spot Bitcoin ETFs see \\$556M inflows in biggest day since June - Cointelegraph](#)
- [Solana-based Neon EVM adopts 'network extension' title - Blockworks](#)
- [EigenLayer's biggest node operator promises revenue-sharing - Blockworks](#)
- [Crypto monthly active addresses are hitting all-time highs: A16z - Blockworks](#)
- [Conduit sees path to gigagigas throughput with new sequencer - Blockworks](#)
- [Memecoin conceived by AI trumps Trump-linked token sale - Blockworks](#)
- [Coinbase continues with SEC lawsuit over denied FOIA request - Blockworks](#)
- [VP Harris's latest crypto comments fall short on details - Blockworks](#)
- [Bitfinex Hacker Ilya Lichtenstein Should Serve 5 Years in Prison, DOJ Says - CoinDesk](#)

## Crypto Futures

### Futures Volume (BTC LHS ; ETH RHS), 1d



### Futures Open Interest (BTC LHS ; ETH RHS)

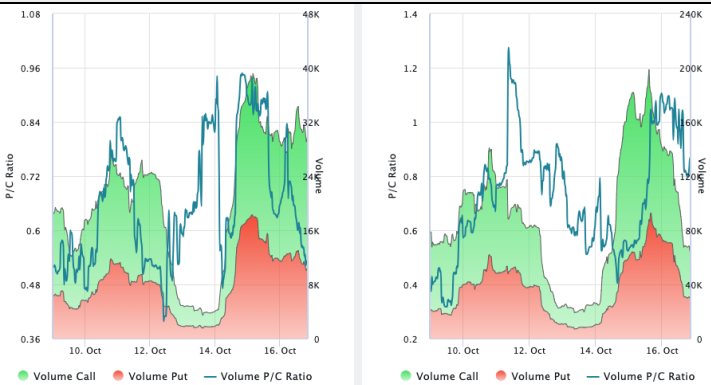


### OI Weighted Funding Rate (BTC LHS ; ETH RHS), 1d

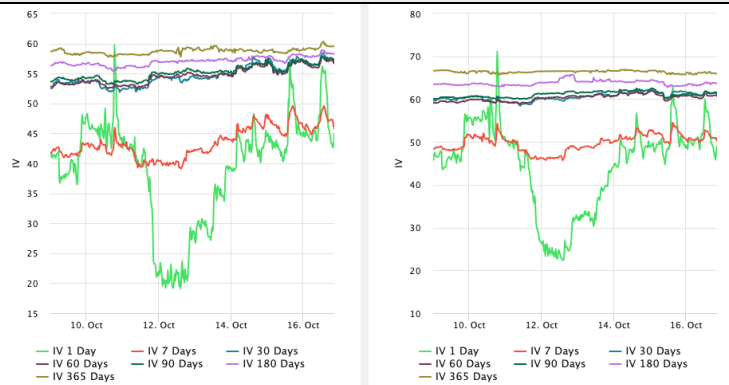
### Liquidations (BTC LHS ; ETH RHS), 1d

## Crypto Options

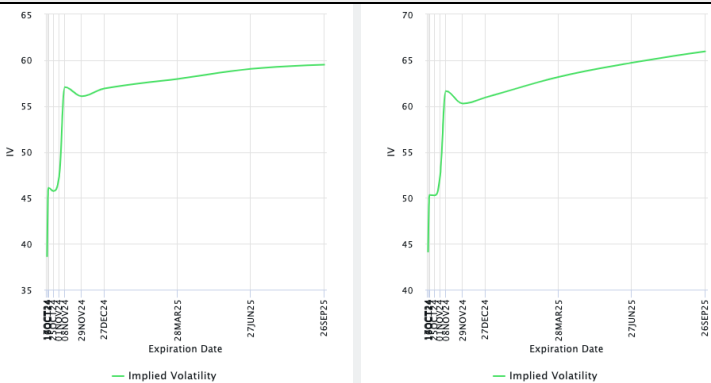
### Options Volume & Put/Call Ratio (BTC LHS ; ETH RHS), 1d



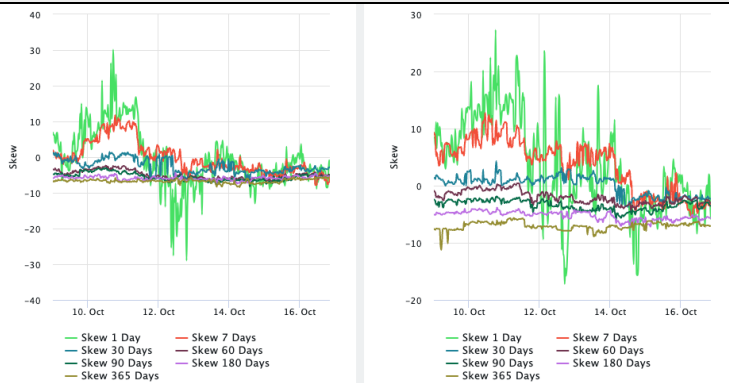
### ATM Implied Volatility (BTC LHS ; ETH RHS)



### ATM Implied Vol Term Structure (BTC LHS ; ETH RHS)



### 25 Delta Skew (BTC LHS ; ETH RHS)





October 16, 2024

## About GSR

GSR has over a decade of extensive experience in the crypto market, serving as a trusted liquidity provider and active, multi-stage investor. Our suite of services includes OTC Trading, Derivatives, and Market Making. GSR is actively involved in every major sector of the digital asset ecosystem, working with token issuers, institutional investors, miners, and leading trading venues.

For more information or if we can help with anything, please see [gsr.io](https://gsr.io) or contact us at [gsr@gsr.io](mailto:gsr@gsr.io).

Follow GSR for more content: [Twitter](#) [Telegram](#) [LinkedIn](#)

## Authors

Brian Rudick, Senior Strategist	<a href="#">Twitter</a>	<a href="#">Telegram</a>
Carlos Guzman, Research Analyst	<a href="#">Twitter</a>	<a href="#">Telegram</a>
Toe Bautista, Research Analyst	<a href="#">Twitter</a>	<a href="#">Telegram</a>

## Required Disclosures

This material is provided by GSR (the "Firm") solely for informational purposes, is intended only for sophisticated, institutional investors and does not constitute an offer or commitment, a solicitation of an offer or commitment, or any advice or recommendation, to enter into or conclude any transaction (whether on the terms shown or otherwise), or to provide investment services in any state or country where such an offer or solicitation or provision would be illegal. The Firm is not and does not act as an advisor or fiduciary in providing this material. GSR is not authorized or regulated in the UK by the Financial Conduct Authority. The protections provided by the UK regulatory system will not be available to you. Specifically, information provided herein is intended for institutional persons only and is not suitable for retail persons in the United Kingdom, and no solicitation or recommendation is being made to you in regards to any products or services.

This material is not a research report, and not subject to any of the independence and disclosure standards applicable to research reports prepared pursuant to FINRA or CFTC research rules. This material is not independent of the Firm's proprietary interests, which may conflict with the interests of any counterparty of the Firm. The Firm trades instruments discussed in this material for its own account, may trade contrary to the views expressed in this material, and may have positions in other related instruments.

Information contained herein is based on sources considered to be reliable, but is not guaranteed to be accurate or complete. Any opinions or estimates expressed herein reflect a judgment made by the author(s) as of the date of publication, and are subject to change without notice. Trading and investing in digital assets involves significant risks including price volatility and illiquidity and may not be suitable for all investors. The Firm is not liable whatsoever for any direct or consequential loss arising from the use of this material. Copyright of this material belongs to GSR. Neither this material nor any copy thereof may be taken, reproduced or redistributed, directly or indirectly, without prior written permission of GSR

## Notes & Sources

All options data is based on Deribit and derivatives graphics are from Laevidas. Market returns are based on price returns for the following ETFs: VOO, QQQ, EWU, EWG, EWJ, and EWH. Onchain volumes are not considered and thus certain token volumes may be understated (e.g., stETH).

CoinGecko	Santiment	DefiLlama	CoinMarketCap	Laevidas
L2Beat	Google Finance	TradingView	Deribit	WorldCoinIndex
Cryptorank	Investing.com	NFT Price Floor	CryptoSlate	