











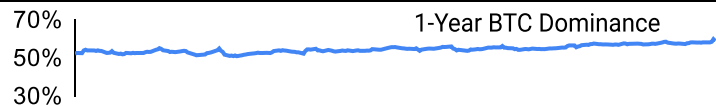
## Crypto Leaderboard

Rank	Name	Ticker	Price	24h	7d	30d	24h Vol \$m	MC \$m	1-Year Chart
1	Bitcoin	BTC	\$67,041	-1%	11%	11%	32,657	1,325,339	
2	Ethereum	ETH	\$2,602	-1%	9%	11%	14,148	313,276	
3	Tether	USDT	\$1.00	0%	0%	0%	21,431	119,875	
4	BNB	BNB	\$590	-3%	5%	8%	746	86,093	
5	Solana	SOL	\$150	-3%	8%	14%	2,824	70,488	
6	USD Coin	USDC	\$1.00	0%	0%	0%	5,381	34,747	
7	XRP Ledger	XRP	\$0.55	-1%	3%	-6%	1,690	30,967	
8	Lido stETH	STETH	\$2,601	-1%	10%	12%	34	25,384	
9	Dogecoin	DOGE	\$0.13	-2%	20%	26%	1,434	18,590	
10	TRON	TRX	\$0.16	0%	1%	6%	326	13,809	

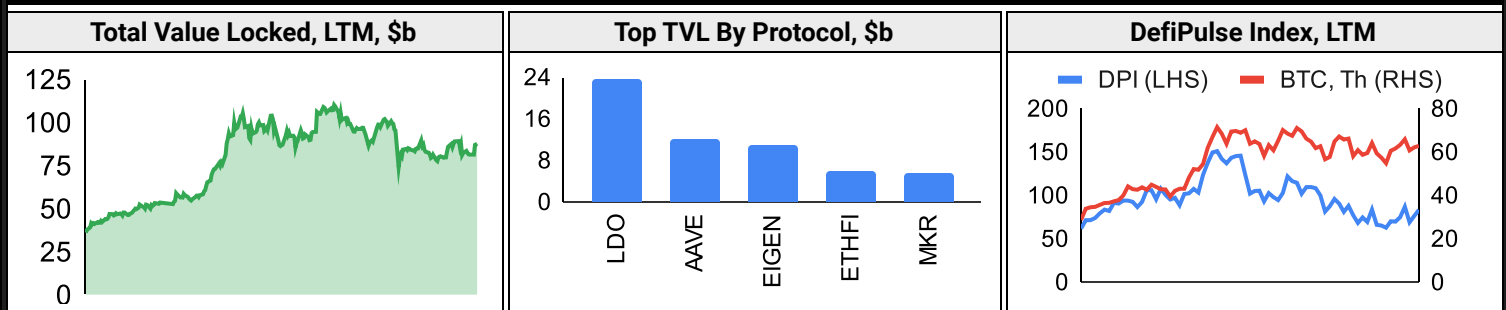
## Top & Bottom Performers - Top 100 Tokens

24h		7 Days		30 Days		90 Days		365 Days	
POPCAT	11%	WBT	47%	AERO	96%	SUI	141%	BONK	12374%
FTN	6%	ENA	42%	POPCAT	91%	WBT	70%	OM	8269%
WBT	4%	APT	23%	TAO	81%	TAO	65%	PEPE	1457%
LTC	3%	BRETT	21%	SUI	76%	AAVE	52%	TAO	1119%
PEPE	-7%	KAS	-6%	XMR	-10%	LDO	-45%	LDO	-27%
BONK	-8%	HNT	-8%	HNT	-15%	AR	-46%	MATIC	-29%
RUNE	-8%	UNI	-10%	MKR	-19%	NOT	-54%	ARB	-30%
NEIRO	-13%	MKR	-10%	KAS	-27%	MKR	-57%	ATOM	-32%

## Category Performance

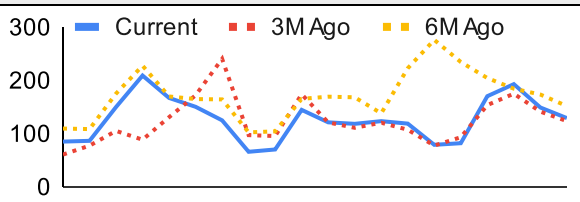
Category	7d	30d	90d	180d	365d	Ecosystem	7d	30d	90d	180d	365d
Meme	10%	25%	12%	-10%	228%	Cosmos	9%	14%	-15%	-40%	128%
Lending	4%	19%	-7%	0%	86%	BSC	2%	10%	-14%	-34%	69%
Smart Contract	4%	11%	-9%	-30%	103%	Solana	0%	10%	-21%	-38%	150%
Other DeFi	4%	11%	-21%	-32%	43%	Polygon	2%	7%	-15%	-35%	40%
DEX	3%	9%	-15%	-33%	104%	Avalanche	2%	7%	-14%	-25%	54%
Scaling	7%	7%	-21%	-52%	45%	Polkadot	0%	5%	-18%	-44%	44%
Gaming/Entertai	4%	7%	-18%	-46%	34%	Ethereum	0%	2%	-20%	-31%	7%
IoT/Data/Comp.	5%	6%	-15%	-32%	95%	Tron	0%	-3%	30%	22%	109%
CEXs	-5%	5%	-4%	-7%	67%						
Privacy	4%	5%	-7%	-19%	7%						
Currency	8%	5%	-7%	-21%	38%						

## DeFi

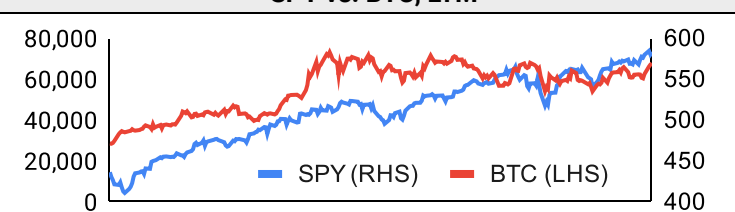


## Trading Volume

Aggregate Volumes by Product, \$b					Top Derivatives Exchanges, \$m and bps					Top Spot Exchanges, \$m		
Product	1d	7d	30d	O/I	Exchange	1d Vol	O/I	Mkr	Tkr	Exchange	Mkts	1d Vol
Spot	32	245.61	1030	n/a	Binance	46,267	18,603	2.0	4.0	Binance	1,669	13,484
Perpetuals	110	881	3,670	638	Bybit	18,415	12,804	2.0	5.5	Coinbase	408	1,664
Futures	0	1	7	1	Bitoy	56,973	35	2.0	4.0	Bybit	1,026	3,573
Options	2	12	49	n/a	Aibit	54,599	7	0.0	0.0	OKX	758	1,732

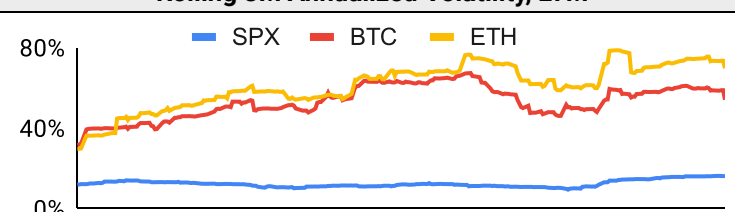
Daily Spot Volume, Top 100 Tokens Last 20d, \$b				Top Volume, 1d, \$m		Top Volume, %20d Avg		Low Volume, %20d Avg	
				USDT	55,017	EETH	363%	ONDO	24%
				BTC	32,554	INJ	336%	MATIC	36%
				ETH	15,165	EZETH	255%	W	46%
				USDC	5,531	KAS	228%	AR	51%
				FDUSD	4,848	WSTETH	220%	SEI	60%

## Traditional Finance

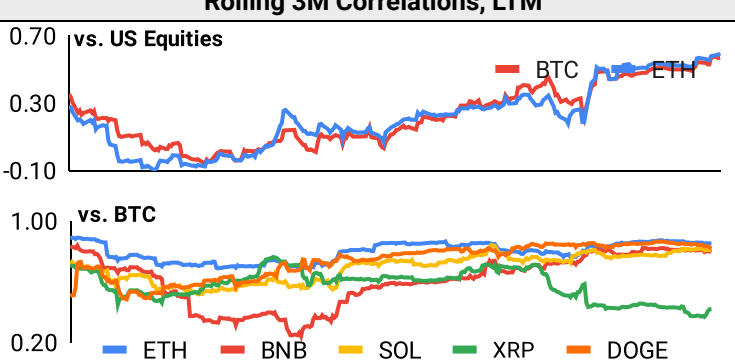
Global Equity Markets							SPY vs. BTC, LTM	
	US	USGrwth	UK	Germany	Japan	HK		
1D	0%	0%	2%	0%	1%	1%		
7D	1%	0%	5%	0%	-1%	-3%		
90D	5%	2%	13%	6%	0%	17%		
365D	34%	33%	23%	28%	17%	4%		

10-Year Treasury Yields							Commodities & FX					
	US	Brazil	UK	Germany	Japan	HK		WTI	Gas	Gold	USD/EUR	USD/JPY
Last	4.10%	12.78%	4.09%	2.20%	0.96%	2.98%	Last	70.8	2.35	2,707	0.92	150.2
1d Chg	0.08	0.04	0.00	0.00	0.00	-0.06	1d % Chg	0.5%	-0.7%	0.6%	0.3%	0.4%

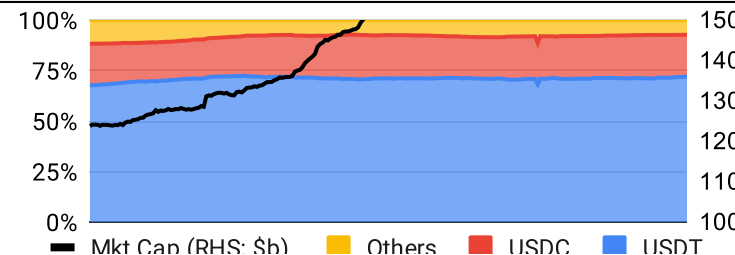
## Volatility

Annualized Volatility							Rolling 3M Annualized Volatility, LTM			
	BTC	ETH	BNB	SOL	XRP	DOGE				
30D	37%	48%	39%	62%	52%	70%				
90D	52%	66%	49%	74%	66%	75%				
180D	50%	63%	51%	78%	62%	77%				
365D	53%	62%	58%	93%	63%	90%				

## Correlations

Intra-Crypto Correlations, LTM							Rolling 3M Correlations, LTM				
	BTC	ETH	BNB	SOL	XRP	DOGE					
BTC											
ETH	0.80										
BNB	0.61	0.58									
SOL	0.68	0.61	0.47								
XRP	0.55	0.52	0.39	0.47							
DOGE	0.76	0.67	0.50	0.57	0.55						

## Stablecoins

Stablecoin Market Size and Volume, \$m					Stablecoin Dominance (LHS) & Market Cap \$b (RHS), LTM	
Ticker	Price	1d Vol	20d Avg Vol	Market Cap		
USDT	1.00	55,017	54,843	119,940		
USDC	1.00	5,531	5,505	34,740		
DAI	1.00	66	83	5,364		
USDe	1.00	45	59	2,412		
USDD	1.00	2	3	749		
FRAX	1.00	6	11	647		

## Ethereum Mainnet & Layer 2s

Mainnet & Layer 2 Transactions (m/day) and L2 TVL (\$m)					Transactions (m/day), Rolling 90-Day Average, LTM					
Network	1d	30d Avg	TVL	Tech Type						
Xai	5.7	173.2								
Base	5.9	156.6		Optimistic Rollup						
Gravity	1.9	89.5		Optimium						
Arbitrum One	2.1	51.6		Optimistic Rollup						
PlayBlock	1.5	40.5								
Taiko	2.6	37.7		Optimistic Rollup						
Ethereum	1.2	34.5	-	mainnet						
PoP Apex	1.2	31.9								
OP Mainnet	0.9	23.1		Optimistic Rollup						
Blast	0.7	18.0		Optimistic Rollup						

Layer 2 Token Performance & Market Cap (\$b)					
	IMX	STX	OP	MNT	ARB
24h Return	-3%	-1%	-4%	-2%	-2%
Market Cap	3.0	2.8	2.1	2.1	2.0

## NFTs and DAOs

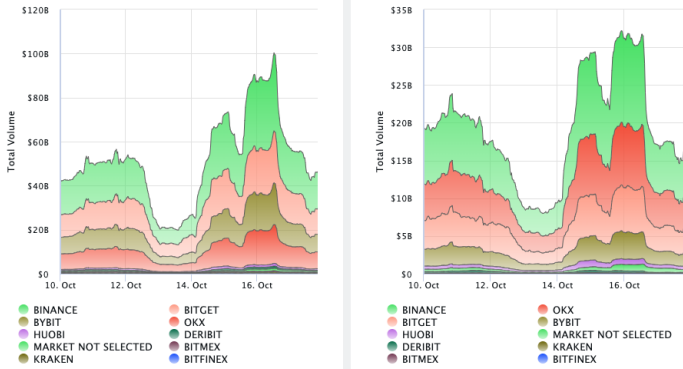
NFT Collection Stats (\$; Volume, MC in \$m)						DAO Treasury Amount (\$m) and Composition					
Collection	Floor	% Listed	3M Ret.	3M Vol	Market Cap	DAO	Treasury	Stables	BTC/ETH	Own Tokens	Other
CryptoPunks	68,120	40%	-22%			Uniswap	2,930	0%	0%	100%	0%
Bored Ape Yacht C	28,087	54%	-12%			Mantle	2,348	1%	24%	74%	1%
Pudgy Penguins	23,499	58%	-34%			Arbitrum	1,745	0%	2%	98%	0%
Autoglyphs	258,045	33%	-39%			ENS	1,300	0%	0%	88%	12%
Azuki	12,936	41%	0%			Optimism	1,249	0%	0%	100%	0%
Milady Maker	12,352	53%	-28%			Ethereum	703	0%	100%	0%	0%
Bitcoin Puppets	11,121	66%	36%			Golem	360	0%	88%	12%	0%
NodeMonkes	10,967	55%	-2%			Gnosis	339	6%	19%	49%	26%
Mutant Ape Yacht	4,656	60%	-16%			Merit Circle	308	7%	1%	90%	2%
Chromie Squiggle	8,556	28%	-33%			Olympus	243	74%	0%	25%	0%

## Crypto News

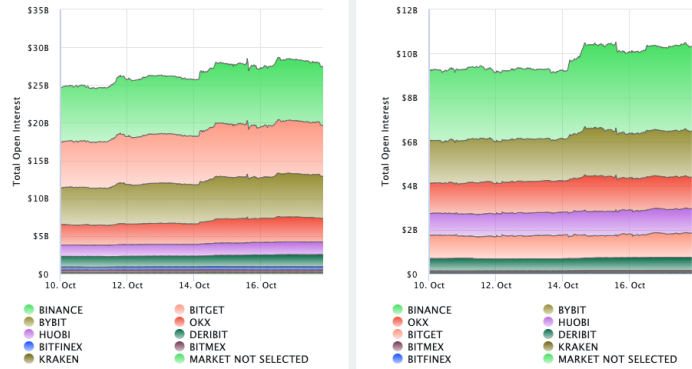
- [Bitcoin Tops \\$68K. With Dominance Over Crypto Market Hitting New Cycle High - CoinDesk](#)
- [U.S.-Listed Bitcoin Miners Hit Record 29% of Network Hashrate in October: JPMorgan - CoinDesk](#)
- [Trump's coin sale misses early targets as crypto project's website crashes - CNBC](#)
- [Tesla moves \\$765 million in Bitcoin to unknown wallets - Fortune](#)
- [An absurdist AI bot sparked a viral memecoin. Welcome to the future? - Blockworks](#)
- [FBI arrests alleged hacker behind fake SEC bitcoin ETF X post - Blockworks](#)
- [Crypto gets mention on national stage during Congressional debate - Blockworks](#)
- [EigenLayer's biggest node operator promises revenue-sharing - Blockworks](#)
- [U.S. Election Betting: Federal Court 'Erred' in Letting Kalshi Launch Prediction Markets, CFTC Says - CoinDesk](#)

## Crypto Futures

### Futures Volume (BTC LHS ; ETH RHS), 1d



### Futures Open Interest (BTC LHS ; ETH RHS)

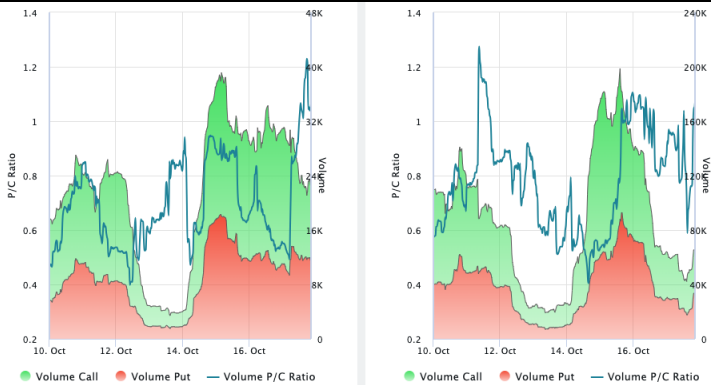


### OI Weighted Funding Rate (BTC LHS ; ETH RHS), 1d

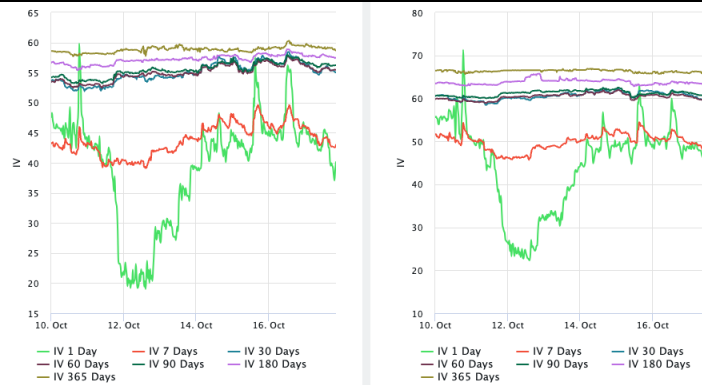
### Liquidations (BTC LHS ; ETH RHS), 1d

## Crypto Options

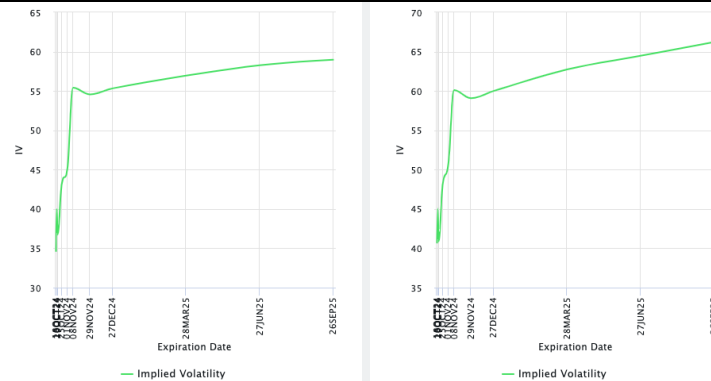
### Options Volume & Put/Call Ratio (BTC LHS ; ETH RHS), 1d



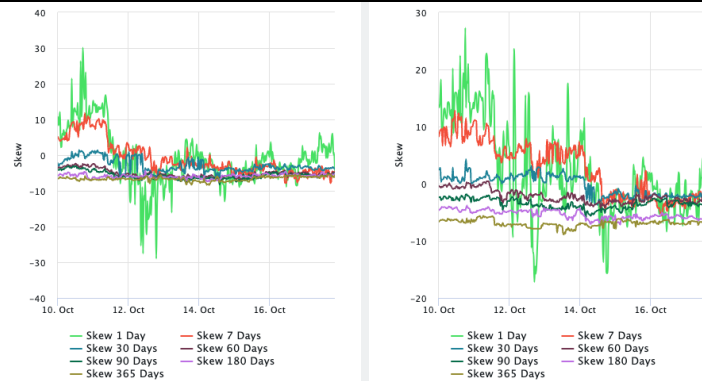
### ATM Implied Volatility (BTC LHS ; ETH RHS)



### ATM Implied Vol Term Structure (BTC LHS ; ETH RHS)



### 25 Delta Skew (BTC LHS ; ETH RHS)



## About GSR

GSR has over a decade of extensive experience in the crypto market, serving as a trusted liquidity provider and active, multi-stage investor. Our suite of services includes OTC Trading, Derivatives, and Market Making. GSR is actively involved in every major sector of the digital asset ecosystem, working with token issuers, institutional investors, miners, and leading trading venues.

For more information or if we can help with anything, please see [gsr.io](https://gsr.io) or contact us at [gsr@gsr.io](mailto:gsr@gsr.io).

Follow GSR for more content: [Twitter](#) [Telegram](#) [LinkedIn](#)

## Authors

Brian Rudick, Senior Strategist	<a href="#">Twitter</a>	<a href="#">Telegram</a>
Carlos Guzman, Research Analyst	<a href="#">Twitter</a>	<a href="#">Telegram</a>
Toe Bautista, Research Analyst	<a href="#">Twitter</a>	<a href="#">Telegram</a>

## Required Disclosures

This material is provided by GSR (the "Firm") solely for informational purposes, is intended only for sophisticated, institutional investors and does not constitute an offer or commitment, a solicitation of an offer or commitment, or any advice or recommendation, to enter into or conclude any transaction (whether on the terms shown or otherwise), or to provide investment services in any state or country where such an offer or solicitation or provision would be illegal. The Firm is not and does not act as an advisor or fiduciary in providing this material. GSR is not authorised or regulated in the UK by the Financial Conduct Authority. The protections provided by the UK regulatory system will not be available to you. Specifically, information provided herein is intended for institutional persons only and is not suitable for retail persons in the United Kingdom, and no solicitation or recommendation is being made to you in regards to any products or services.

This material is not a research report, and not subject to any of the independence and disclosure standards applicable to research reports prepared pursuant to FINRA or CFTC research rules. This material is not independent of the Firm's proprietary interests, which may conflict with the interests of any counterparty of the Firm. The Firm trades instruments discussed in this material for its own account, may trade contrary to the views expressed in this material, and may have positions in other related instruments.

Information contained herein is based on sources considered to be reliable, but is not guaranteed to be accurate or complete. Any opinions or estimates expressed herein reflect a judgment made by the author(s) as of the date of publication, and are subject to change without notice. Trading and investing in digital assets involves significant risks including price volatility and illiquidity and may not be suitable for all investors. The Firm is not liable whatsoever for any direct or consequential loss arising from the use of this material. Copyright of this material belongs to GSR. Neither this material nor any copy thereof may be taken, reproduced or redistributed, directly or indirectly, without prior written permission of GSR

## Notes & Sources

All options data is based on Deribit and derivatives graphics are from Laevidas. Market returns are based on price returns for the following ETFs: VOO, QQQ, EWU, EWG, EWJ, and EWH. Onchain volumes are not considered and thus certain token volumes may be understated (e.g., stETH).

CoinGecko	Santiment	DefiLlama	CoinMarketCap	Laevidas
L2Beat	Google Finance	TradingView	Deribit	WorldCoinIndex
Cryptorank	Investing.com	NFT Price Floor	CryptoSlate	