











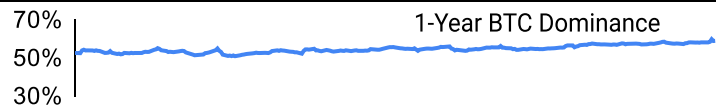
## Crypto Leaderboard

Rank	Name	Ticker	Price	24h	7d	30d	24h Vol \$m	MC \$m	1-Year Chart
1	Bitcoin	BTC	\$67,780	1%	9%	10%	36,693	1,339,967	
2	Ethereum	ETH	\$2,618	0%	7%	11%	14,875	315,190	
3	Tether	USDT	\$1.00	0%	0%	0%	43,287	119,946	
4	BNB	BNB	\$595	1%	4%	6%	602	86,806	
5	Solana	SOL	\$153	0%	5%	14%	2,396	71,740	
6	USD Coin	USDC	\$1.00	0%	0%	0%	4,192	34,740	
7	XRP Ledger	XRP	\$0.54	-2%	1%	-7%	1,263	30,866	
8	Lido stETH	STETH	\$2,617	0%	7%	11%	27	25,515	
9	Dogecoin	DOGE	\$0.13	9%	21%	29%	2,296	19,554	
10	TRON	TRX	\$0.16	-1%	0%	6%	324	13,765	

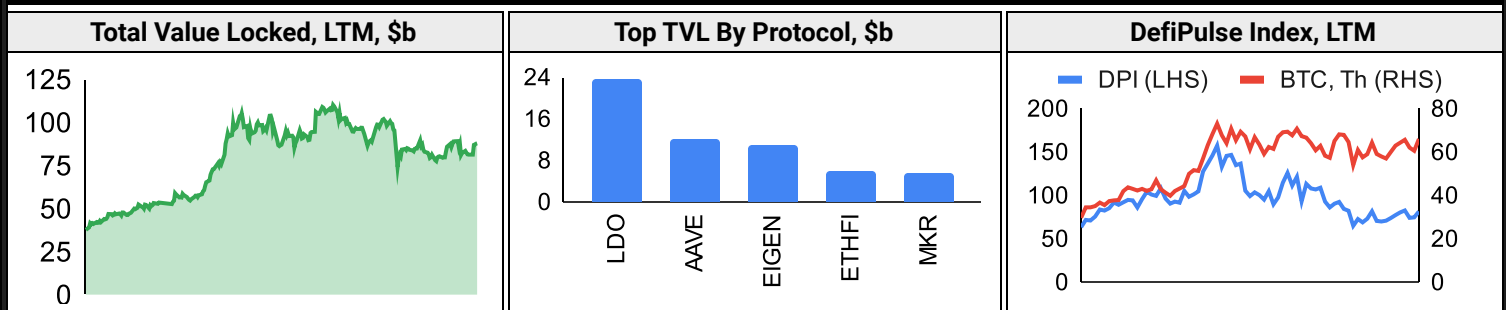
## Top & Bottom Performers - Top 100 Tokens

24h		7 Days		30 Days		90 Days		365 Days	
DOGE	9%	MEW	39%	MOG	108%	SUI	142%	BONK	12861%
MOG	7%	MOG	26%	MEW	103%	MEW	71%	MOG	10663%
FLOKI	7%	BRETT	23%	AERO	70%	WBT	71%	OM	8578%
MEW	6%	DOGE	21%	TAO	69%	TAO	69%	PEPE	1540%
TAO	-3%	METH	-100%	QNT	-11%	LDO	-43%	LDO	-25%
NEIRO	-3%	RETH	-100%	HNT	-20%	AR	-44%	ARB	-27%
WLD	-3%	WEETH	-100%	MKR	-21%	NOT	-50%	MATIC	-29%
MKR	-5%	WBTC	-100%	KAS	-27%	MKR	-57%	ATOM	-31%

## Category Performance

Category	7d	30d	90d	180d	365d	Ecosystem	7d	30d	90d	180d	365d
Meme	12%	27%	18%	-3%	251%	Cosmos	8%	15%	-14%	-37%	140%
Lending	0%	18%	-12%	2%	79%	BSC	1%	13%	-9%	-30%	84%
Smart Contract	1%	9%	-8%	-28%	104%	Polkadot	1%	8%	-12%	-40%	60%
Other DeFi	3%	8%	-19%	-29%	50%	Polygon	1%	8%	-13%	-31%	50%
DEX	1%	8%	-15%	-31%	103%	Solana	2%	7%	-22%	-39%	144%
Scaling	4%	6%	-20%	-50%	48%	Avalanche	0%	5%	-12%	-23%	57%
IoT/Data/Comp.	4%	6%	-13%	-30%	101%	Ethereum	-1%	1%	-18%	-29%	8%
CEXs	-7%	5%	-4%	-8%	65%	Tron	-1%	-3%	30%	22%	110%
Gaming/Entertai	1%	4%	-19%	-44%	35%						
Currency	6%	4%	-6%	-19%	36%						
Privacy	1%	3%	-8%	-16%	8%						

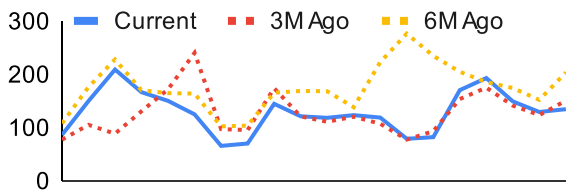
## DeFi



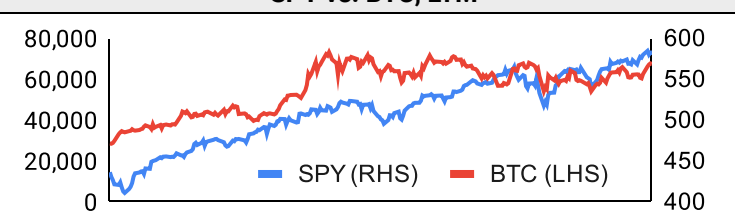
## Trading Volume

Aggregate Volumes by Product, \$b					Top Derivatives Exchanges, \$m and bps					Top Spot Exchanges, \$m		
Product	1d	7d	30d	O/I	Exchange	1d Vol	O/I	Mkr	Tkr	Exchange	Mkts	1d Vol
Spot	33	251.85	1050	n/a	Binance	47,288	19,244	2.0	4.0	Binance	1,669	13,634
Perpetuals	115	903	3,710	667	Bybit	19,131	13,173	2.0	5.5	Coinbase	408	1,903
Futures	0	1	7	1	Bitoy	57,859	37	2.0	4.0	Bybit	1,025	3,611
Options	2	12	50	n/a	OKX	19,354	6,381	2.0	5.0	OKX	760	1,775

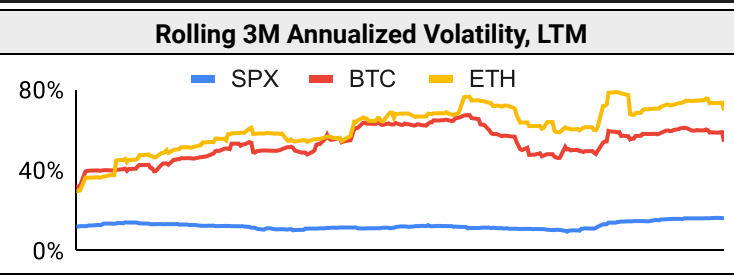
  

Daily Spot Volume, Top 100 Tokens Last 20d, \$b				Top Volume, 1d, \$m		Top Volume, %20d Avg		Low Volume, %20d Avg	
Current	3MAgo	6MAgo		Token	Volume	Token	%20d Avg	Token	%20d Avg
				USDT	57,786	DOGE	221%	STETH	0%
				BTC	34,958	MEW	209%	MATIC	35%
				ETH	15,807	LEO	191%	AR	48%
				USDC	5,592	OM	169%	NOT	62%
				FDUSD	4,912	BGB	159%	FLOW	67%

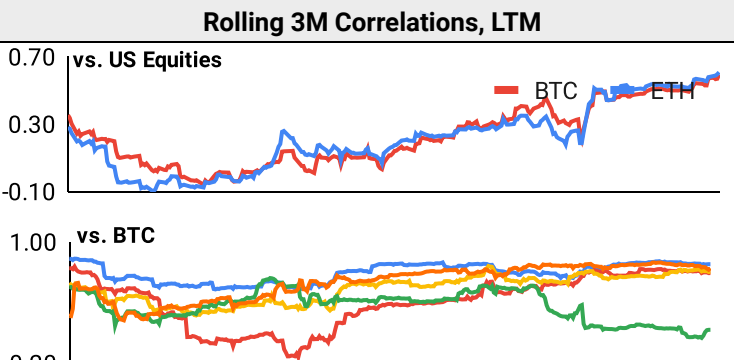
## Traditional Finance

Global Equity Markets							SPY vs. BTC, LTM				
	US	USGrwth	UK	Germany	Japan	HK					
1D	0%	0%	-1%	0%	-1%	-2%					
7D	1%	0%	4%	0%	-2%	-5%					
90D	6%	3%	13%	7%	0%	15%					
365D	35%	35%	19%	30%	18%	4%					

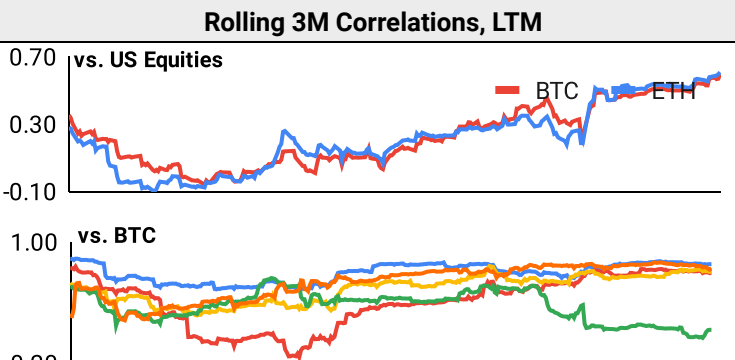
  

10-Year Treasury Yields							Commodities & FX					
	US	Brazil	UK	Germany	Japan	HK						
Last	4.08%	12.85%	4.12%	2.19%	0.96%	3.05%	Last	WTI	Gas	Gold	USD/EUR	USD/JPY
1d Chg	-0.01	0.00	0.03	-0.01	-0.01	-0.06	1d % Chg	69.8	2.31	2,721	0.92	149.9
								-1.2%	-1.4%	0.5%	-0.3%	-0.2%

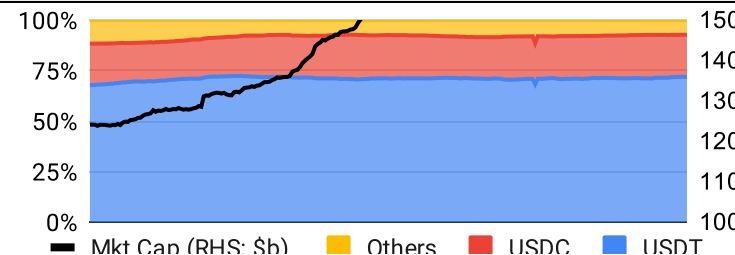
## Volatility

Annualized Volatility							Rolling 3M Annualized Volatility, LTM					
	BTC	ETH	BNB	SOL	XRP	DOGE						
30D	36%	48%	38%	62%	52%	71%						
90D	52%	66%	49%	74%	65%	74%						
180D	50%	63%	51%	78%	62%	77%						
365D	53%	62%	58%	93%	63%	90%						

## Correlations

Intra-Crypto Correlations, LTM							Rolling 3M Correlations, LTM					
	BTC	ETH	BNB	SOL	XRP	DOGE						
BTC												
ETH	0.80											
BNB	0.61	0.58										
SOL	0.68	0.61	0.47									
XRP	0.55	0.52	0.39	0.47								
DOGE	0.76	0.67	0.50	0.57	0.55							

## Stablecoins

Stablecoin Market Size and Volume, \$m					Stablecoin Dominance (LHS) & Market Cap \$b (RHS), LTM	
Ticker	Price	1d Vol	20d Avg Vol	Market Cap		
USDT	1.00	57,786	55,805	119,967		
USDC	1.00	5,592	5,636	34,745		
DAI	1.00	77	84	5,364		
USDe	1.00	117	64	2,436		
USDD	1.00	2	3	750		
FRAX	1.00	11	11	647		
						Mkt Cap (RHS: \$b)    Others    USDC    USDT

## Ethereum Mainnet & Layer 2s

Mainnet & Layer 2 Transactions (m/day) and L2 TVL (\$m)					Transactions (m/day), Rolling 90-Day Average, LTM					
Network	1d	30d Avg	TVL	Tech Type						
Xai	5.7	171.1								
Base	6.3	158.6		Optimistic Rollup						
Gravity	2.1	87.5		Optimium						
Arbitrum One	1.9	52.1		Optimistic Rollup						
PlayBlock	1.4	40.7								
Taiko	2.5	39.6		Optimistic Rollup						
Ethereum	1.2	34.6	-	mainnet						
PoP Apex	0.9	31.7								
OP Mainnet	1.0	23.5		Optimistic Rollup						
Blast	0.7	18.2		Optimistic Rollup						

Layer 2 Token Performance & Market Cap (\$b)					
	IMX	STX	OP	MNT	ARB
24h Return	+0.96%	+3.74%	-1%	-1%	+1.26%
Market Cap	3.0	2.8	2.1	2.1	2.0

## NFTs and DAOs

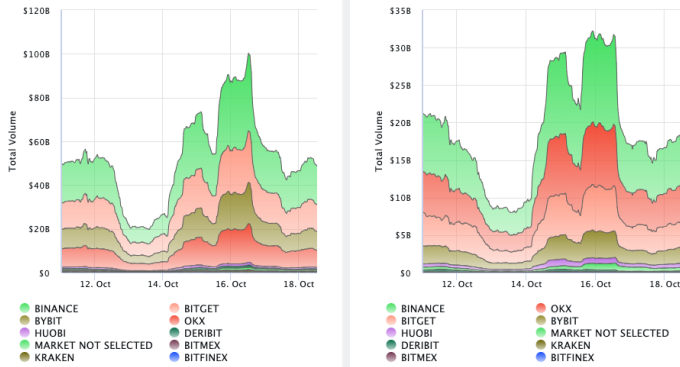
NFT Collection Stats (\$; Volume, MC in \$m)						DAO Treasury Amount (\$m) and Composition					
Collection	Floor	% Listed	3M Ret.	3M Vol	Market Cap	DAO	Treasury	Stables	BTC/ETH	Own Tokens	Other
CryptoPunks	68,444	40%	-26%	106,715	684	Uniswap	2,994	0%	0%	100%	0%
Bored Ape Yacht C	29,074	54%	-10%	46,161	291	Mantle	2,304	1%	21%	76%	2%
Pudgy Penguins	23,681	58%	-36%	44,704	211	Arbitrum	1,790	0%	1%	99%	0%
Autoglyphs	261,092	33%	-40%	485	134	ENS	1,290	0%	0%	88%	12%
Azuki	13,173	41%	-9%	16,071	132	Optimism	1,247	0%	0%	100%	0%
Milady Maker	12,418	53%	-32%	28,938	124	Ethereum	713	0%	100%	0%	0%
NodeMonkes	10,980	55%	-3%	21,664	110	Golem	367	0%	88%	12%	0%
Bitcoin Puppets	10,851	66%	28%	16,790	109	Gnosis	346	6%	19%	49%	26%
Mutant Ape Yacht	4,655	60%	-20%	19,396	91	Merit Circle	315	7%	1%	91%	2%
Chromie Squiggle	8,380	28%	-36%	1,047	84	Olympus	243	74%	0%	25%	0%

## Crypto News

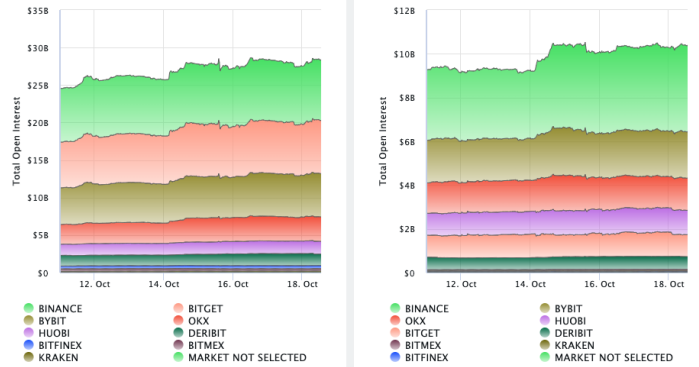
- [First Mover Americas: BTC Flirts With \\$68K Amid ETF Inflows - CoinDesk](#)
- [Sam Altman's identity and cryptocurrency venture Worldcoin has a rebrand - Axios](#)
- [The SEC's X account got hacked by a 25-year-old who went by 'AGiantSchnauzer' and got paid in Bitcoin, feds say - Fortune](#)
- [Introducing Kraken Wrapped Bitcoin \(kBTC\): Unleashing Bitcoin's potential across networks - Kraken Blog](#)
- [FBI arrests alleged hacker behind fake SEC bitcoin ETF X post - Blockworks](#)
- [Crypto gets mention on national stage during Congressional debate - Blockworks](#)
- [Global Bitcoin ETPs Register Biggest Seven-Day Inflow Since July - CoinDesk](#)
- [Dogecoin Jumps 7% as Musk Touts D.O.G.E at Trump's Pennsylvania Campaign - CoinDesk](#)
- [High-Risk' Crypto Loans Surge to a Two-Year High of \\$55M - CoinDesk](#)

## Crypto Futures

### Futures Volume (BTC LHS ; ETH RHS), 1d



### Futures Open Interest (BTC LHS ; ETH RHS)

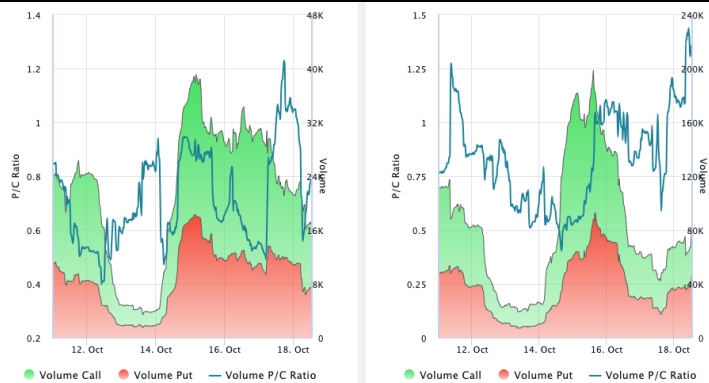


### OI Weighted Funding Rate (BTC LHS ; ETH RHS), 1d

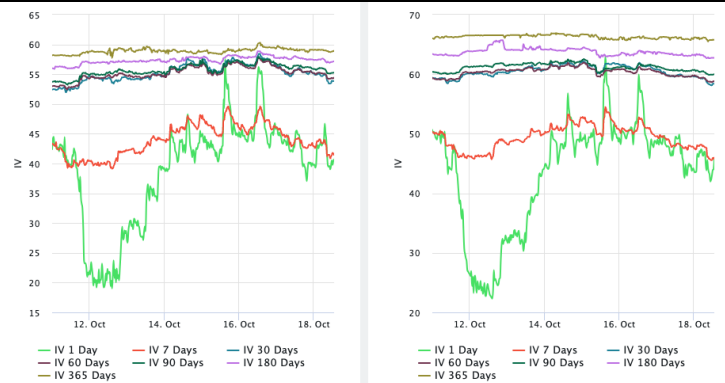
### Liquidations (BTC LHS ; ETH RHS), 1d

## Crypto Options

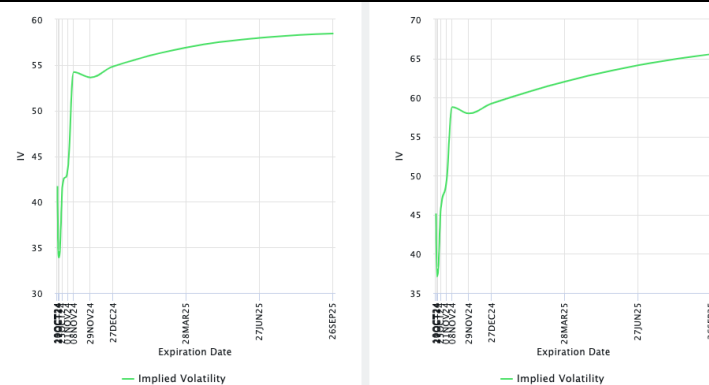
### Options Volume & Put/Call Ratio (BTC LHS ; ETH RHS), 1d



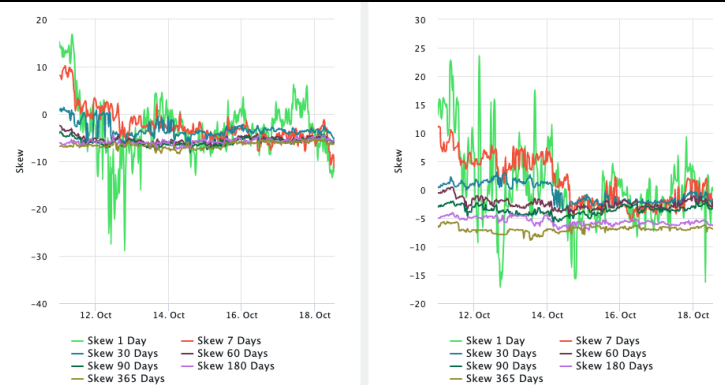
### ATM Implied Volatility (BTC LHS ; ETH RHS)



### ATM Implied Vol Term Structure (BTC LHS ; ETH RHS)



### 25 Delta Skew (BTC LHS ; ETH RHS)





October 18, 2024

### About GSR

GSR has over a decade of extensive experience in the crypto market, serving as a trusted liquidity provider and active, multi-stage investor. Our suite of services includes OTC Trading, Derivatives, and Market Making. GSR is actively involved in every major sector of the digital asset ecosystem, working with token issuers, institutional investors, miners, and leading trading venues.

For more information or if we can help with anything, please see [gsr.io](https://gsr.io) or contact us at [gsr@gsr.io](mailto:gsr@gsr.io).

Follow GSR for more content: [Twitter](#) [Telegram](#) [LinkedIn](#)

### Authors

Brian Rudick, Senior Strategist	<a href="#">Twitter</a>	<a href="#">Telegram</a>
Carlos Guzman, Research Analyst	<a href="#">Twitter</a>	<a href="#">Telegram</a>
Toe Bautista, Research Analyst	<a href="#">Twitter</a>	<a href="#">Telegram</a>

### Required Disclosures

This material is provided by GSR (the "Firm") solely for informational purposes, is intended only for sophisticated, institutional investors and does not constitute an offer or commitment, a solicitation of an offer or commitment, or any advice or recommendation, to enter into or conclude any transaction (whether on the terms shown or otherwise), or to provide investment services in any state or country where such an offer or solicitation or provision would be illegal. The Firm is not and does not act as an advisor or fiduciary in providing this material. GSR is not authorised or regulated in the UK by the Financial Conduct Authority. The protections provided by the UK regulatory system will not be available to you. Specifically, information provided herein is intended for institutional persons only and is not suitable for retail persons in the United Kingdom, and no solicitation or recommendation is being made to you in regards to any products or services.

This material is not a research report, and not subject to any of the independence and disclosure standards applicable to research reports prepared pursuant to FINRA or CFTC research rules. This material is not independent of the Firm's proprietary interests, which may conflict with the interests of any counterparty of the Firm. The Firm trades instruments discussed in this material for its own account, may trade contrary to the views expressed in this material, and may have positions in other related instruments.

Information contained herein is based on sources considered to be reliable, but is not guaranteed to be accurate or complete. Any opinions or estimates expressed herein reflect a judgment made by the author(s) as of the date of publication, and are subject to change without notice. Trading and investing in digital assets involves significant risks including price volatility and illiquidity and may not be suitable for all investors. The Firm is not liable whatsoever for any direct or consequential loss arising from the use of this material. Copyright of this material belongs to GSR. Neither this material nor any copy thereof may be taken, reproduced or redistributed, directly or indirectly, without prior written permission of GSR

### Notes & Sources

All options data is based on Deribit and derivatives graphics are from Laevidas. Market returns are based on price returns for the following ETFs: VOO, QQQ, EWU, EWG, EWJ, and EWH. Onchain volumes are not considered and thus certain token volumes may be understated (e.g., stETH).

CoinGecko	Santiment	DefiLlama	CoinMarketCap	Laevidas
L2Beat	Google Finance	TradingView	Deribit	WorldCoinIndex
Cryptorank	Investing.com	NFT Price Floor	CryptoSlate	