

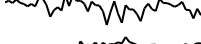









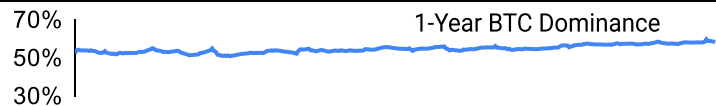
Crypto Leaderboard

Rank	Name	Ticker	Price	24h	7d	30d	24h Vol \$m	MC \$m	1-Year Chart
1	Bitcoin	BTC	\$67,272	-2%	2%	6%	34,793	1,330,037	
2	Ethereum	ETH	\$2,671	-1%	2%	2%	17,037	321,543	
3	Tether	USDT	\$1.00	0%	0%	0%	44,126	120,229	
4	BNB	BNB	\$596	0%	1%	1%	1,011	87,017	
5	Solana	SOL	\$165	3%	5%	10%	5,038	77,358	
6	USD Coin	USDC	\$1.00	0%	0%	0%	4,612	34,844	
7	XRP Ledger	XRP	\$0.54	0%	-1%	-9%	1,496	30,887	
8	Lido stETH	STETH	\$2,669	-1%	3%	3%	63	25,987	
9	Dogecoin	DOGE	\$0.14	0%	21%	28%	2,150	20,540	
10	TRON	TRX	\$0.16	1%	-1%	4%	389	13,692	

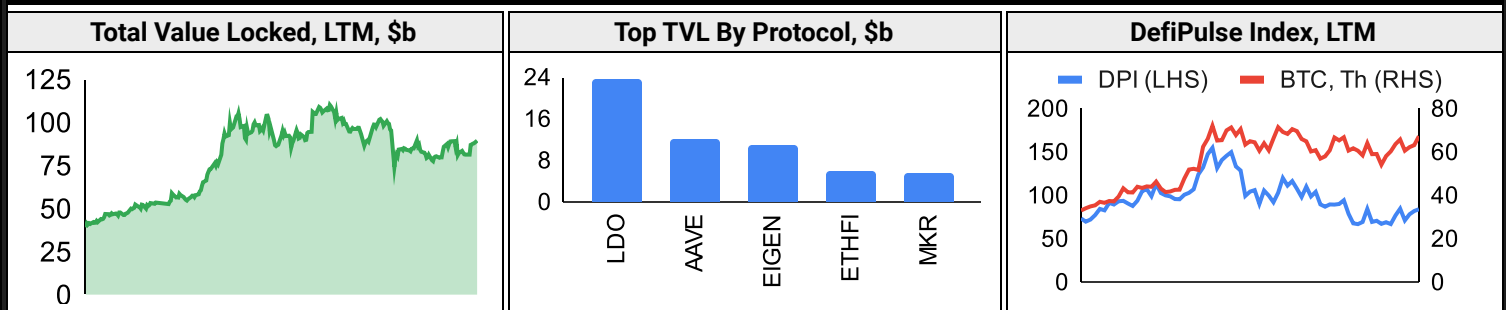
Top & Bottom Performers - Top 100 Tokens

24h		7 Days		30 Days		90 Days		365 Days	
ATOM	4%	APE	99%	APE	89%	SUI	148%	BONK	7926%
JUP	4%	DOGE	21%	MOG	73%	APE	94%	MOG	7714%
HNT	3%	WBT	11%	WBT	58%	WBT	76%	OM	7427%
SOL	3%	AXS	9%	WIF	41%	TAO	68%	PEPE	1269%
IMX	-5%	WIF	-11%	XMR	-13%	LDO	-35%	QNT	-30%
WIF	-6%	SEI	-12%	FET	-13%	AR	-40%	ARB	-31%
FET	-6%	TAO	-12%	KAS	-25%	NOT	-44%	LDO	-33%
TIA	-6%	MKR	-14%	MKR	-25%	MKR	-58%	MATIC	-39%

Category Performance

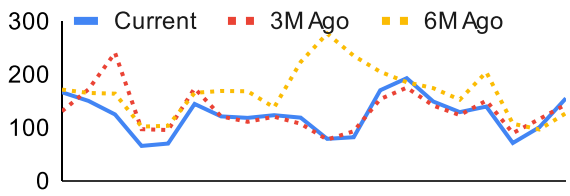
Category	7d	30d	90d	180d	365d	Ecosystem	7d	30d	90d	180d	365d
Meme	0%	24%	20%	-8%	188%	Cosmos	8%	9%	0%	-32%	146%
CEXs	-1%	9%	4%	-3%	64%	BSC	4%	6%	5%	-25%	96%
DEX	2%	5%	-5%	-25%	104%	Avalanche	-3%	-1%	-7%	-20%	45%
Smart Contract	-1%	2%	-2%	-25%	91%	Polygon	-2%	-1%	-6%	-29%	45%
Gaming/Entertai	1%	1%	-7%	-40%	4%	Ethereum	-2%	-2%	-11%	-25%	-1%
IoT/Data/Comp.	2%	-1%	-7%	-25%	95%	Polkadot	-4%	-4%	-5%	-39%	57%
Scaling	0%	-1%	-15%	-47%	39%	Solana	-8%	-6%	-16%	-33%	138%
Currency	1%	-1%	-3%	-18%	28%	Tron	-6%	-7%	31%	18%	103%
Lending	-7%	-4%	-6%	6%	64%						
Other DeFi	-12%	-9%	-20%	-32%	21%						
Privacy	-15%	-15%	-16%	-24%	-11%						

DeFi

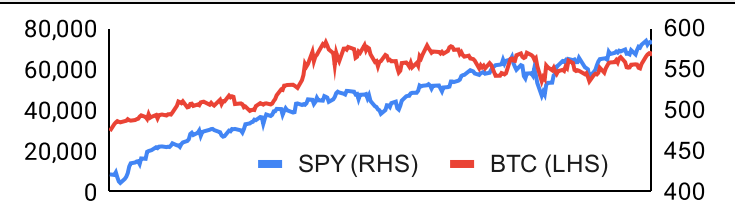


Trading Volume

Aggregate Volumes by Product, \$b					Top Derivatives Exchanges, \$m and bps					Top Spot Exchanges, \$m		
Product	1d	7d	30d	O/I	Exchange	1d Vol	O/I	Mkr	Tkr	Exchange	Mkts	1d Vol
Spot	41	242.09	1000	n/a	Binance	57,862	19,989	2.0	4.0	Binance	1,670	16,047
Perpetuals	144	859	3,510	692	Bybit	23,485	13,743	2.0	5.5	Coinbase	408	1,980
Futures	0	1	6	1	OKX	23,210	6,691	2.0	5.0	Bybit	1,026	4,182
Options	2	12	47	n/a	Bitget	21,778	10,760	2.0	6.0	OKX	766	2,530

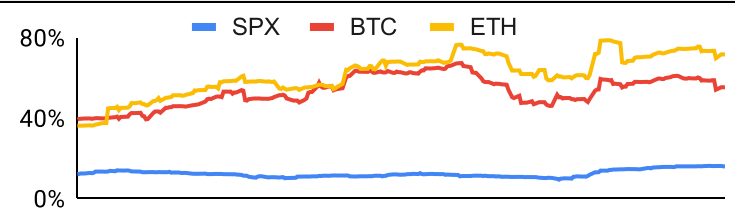
Daily Spot Volume, Top 100 Tokens Last 20d, \$b				Top Volume, 1d, \$m		Top Volume, %20d Avg		Low Volume, %20d Avg	
				USDT	68,019	APE	669%	RETH	19%
				BTC	36,199	ATOM	262%	MATIC	42%
				ETH	19,235	AXS	253%	OM	51%
				USDC	6,466	JUP	220%	ONDO	60%
				FDUSD	4,464	SOL	193%	SUI	71%

Traditional Finance

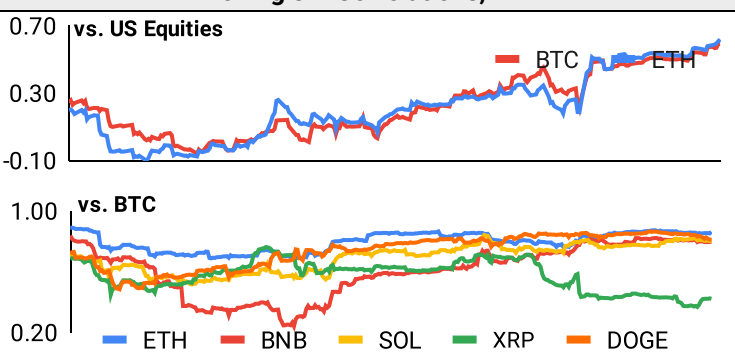
Global Equity Markets							SPY vs. BTC, LTM	
	US	USGrwth	UK	Germany	Japan	HK		
1D	0%	1%	0%	1%	1%	2%		
7D	1%	0%	2%	1%	-1%	-3%		
90D	7%	4%	13%	8%	0%	17%		
365D	37%	37%	19%	31%	20%	8%		

10-Year Treasury Yields							Commodities & FX					
	US	Brazil	UK	Germany	Japan	HK		WTI	Gas	Gold	USD/EUR	USD/JPY
Last	4.18%	12.89%	4.18%	2.29%	0.96%	3.03%	Last	70.0	2.31	2,738	0.92	150.5
1d Chg	0.10	0.00	0.04	0.01	0.01	-0.06	1d % Chg	1.9%	2.5%	0.3%	0.4%	0.7%

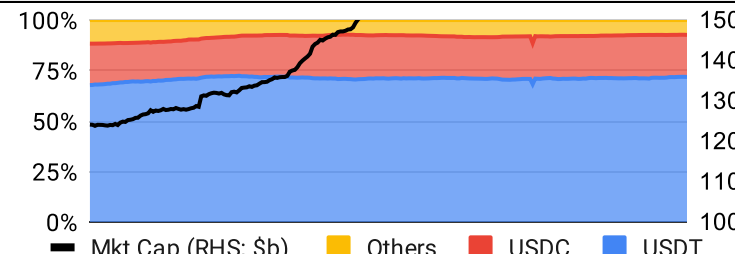
Volatility

Annualized Volatility							Rolling 3M Annualized Volatility, LTM			
	BTC	ETH	BNB	SOL	XRP	DOGE				
30D	37%	46%	37%	60%	51%	74%				
90D	52%	66%	49%	73%	65%	74%				
180D	49%	63%	51%	77%	61%	77%				
365D	53%	62%	58%	93%	63%	91%				

Correlations

Intra-Crypto Correlations, LTM							Rolling 3M Correlations, LTM				
	BTC	ETH	BNB	SOL	XRP	DOGE					
BTC											
ETH	0.80										
BNB	0.61	0.58									
SOL	0.68	0.61	0.48								
XRP	0.55	0.52	0.39	0.47							
DOGE	0.75	0.67	0.50	0.57	0.55						

Stablecoins

Stablecoin Market Size and Volume, \$m					Stablecoin Dominance (LHS) & Market Cap \$b (RHS), LTM	
Ticker	Price	1d Vol	20d Avg Vol	Market Cap		
USDT	1.00	68,019	53,636	120,143		
USDC	1.00	6,466	5,245	34,832		
DAI	1.00	124	83	5,364		
USDe	1.00	53	60	2,544		
USDD	1.00	3	3	751		
FRAX	1.00	4	10	648		

Ethereum Mainnet & Layer 2s

Mainnet & Layer 2 Transactions (m/day) and L2 TVL (\$m)					Transactions (m/day), Rolling 90-Day Average, LTM					
Network	1d	30d Avg	TVL	Tech Type						
Xai	5.8	165.3								
Base	6.3	159.6		Optimistic Rollup						
Gravity	1.3	82.4		Optimium						
Arbitrum One	1.8	51.9		Optimistic Rollup						
Taiko	2.8	45.6		Optimistic Rollup						
PlayBlock	1.3	41.1								
Ethereum	1.2	34.9	-	mainnet						
PoP Apex	0.9	31.2								
OP Mainnet	0.6	23.3		Optimistic Rollup						
Blast	0.6	18.4		Optimistic Rollup						

Layer 2 Token Performance & Market Cap (\$b)					
	IMX	STX	ARB	OP	MNT
24h Return	-5%	-5%	-2%	-4%	-2%
Market Cap	3.1	2.7	2.3	2.2	2.1

NFTs and DAOs

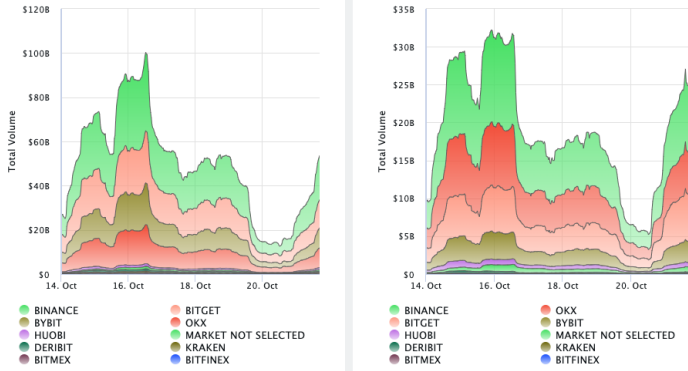
NFT Collection Stats (\$; Volume, MC in \$m)						DAO Treasury Amount (\$m) and Composition					
Collection	Floor	% Listed	3M Ret.	3M Vol	Market Cap	DAO	Treasury	Stables	BTC/ETH	Own Tokens	Other
CryptoPunks	73,708	40%	-15%	108,103	737	Uniswap	2,998	0%	0%	100%	0%
Bored Ape Yacht C	34,039	54%	7%	50,033	340	Mantle	2,154	1%	18%	79%	2%
Pudgy Penguins	25,090	58%	-30%	45,535	223	Arbitrum	1,731	0%	2%	98%	0%
Azuki	13,744	41%	0%	16,599	137	ENS	1,385	2%	6%	88%	4%
Autoglyphs	263,622	33%	38%	485	135	Optimism	1,284	0%	0%	100%	0%
Milady Maker	13,287	53%	-30%	29,165	133	Ethereum	723	0%	100%	0%	0%
Bitcoin Puppets	10,656	66%	46%	16,813	107	Golem	373	0%	88%	12%	0%
Mutant Ape Yacht	5,332	60%	-5%	21,066	104	Gnosis	352	6%	19%	49%	26%
NodeMonkes	9,422	55%	-3%	21,626	94	Merit Circle	330	6%	1%	91%	2%
Fidenza by Tyler H	79,886	49%	-6%	1,243	80	YGG	246	3%	1%	96%	0%

Crypto News

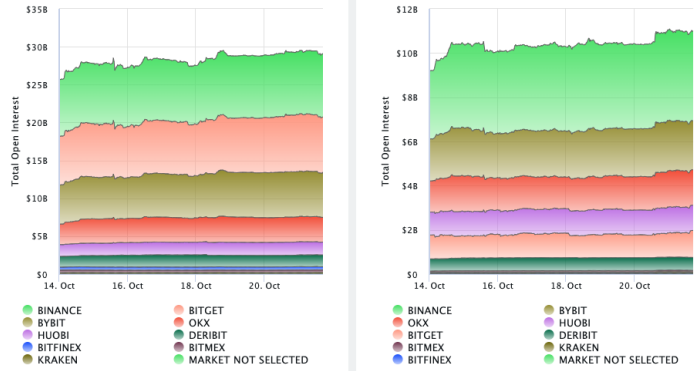
- [Trump family gets 75% of crypto coin revenue, has no liability, new document reveals - CNBC](#)
- [European Central Bank researchers' paper called a 'declaration of war' on Bitcoin - DLNews](#)
- [Crypto Hiring: Copper, OKX name new executives - Blockworks](#)
- [SEC greenlights CBOE, NYSE bids for spot bitcoin ETF options - Blockworks](#)
- [Is a new whale on Polymarket skewing odds? - Blockworks](#)
- [Kraken joins Coinbase to compete with BitGo's wBTC - Blockworks](#)
- [Love them or hate them, memecoins are winning either way - Blockworks](#)
- [Is a November rate cut needed at all? - Blockworks](#)
- [An absurdist AI bot sparked a viral memecoin. Welcome to the future? - Blockworks](#)

Crypto Futures

Futures Volume (BTC LHS ; ETH RHS), 1d



Futures Open Interest (BTC LHS ; ETH RHS)

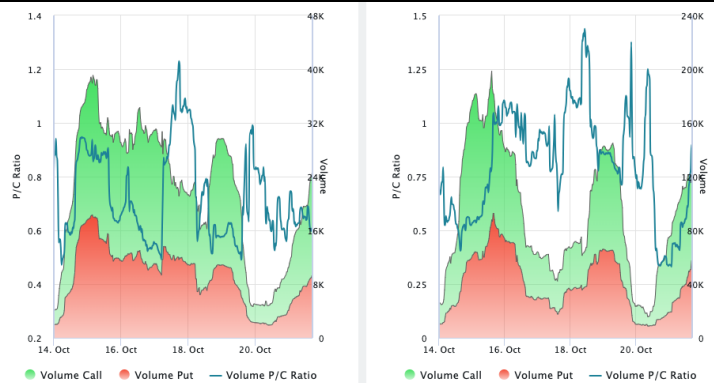


OI Weighted Funding Rate (BTC LHS ; ETH RHS), 1d

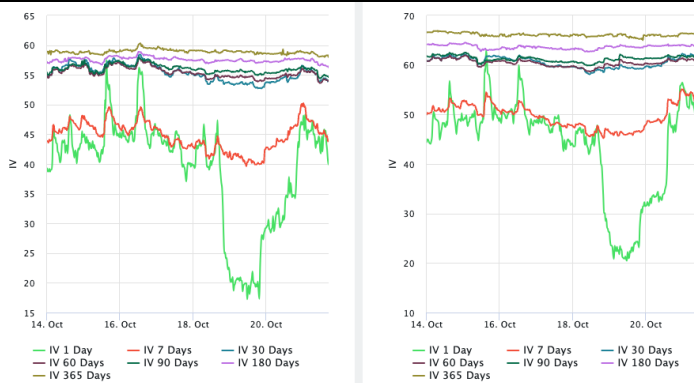
Liquidations (BTC LHS ; ETH RHS), 1d

Crypto Options

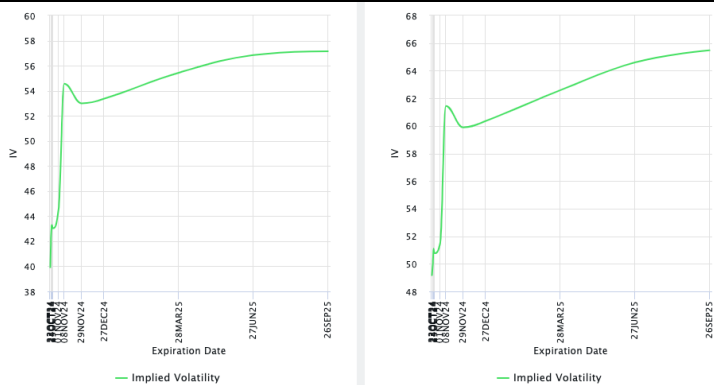
Options Volume & Put/Call Ratio (BTC LHS ; ETH RHS), 1d



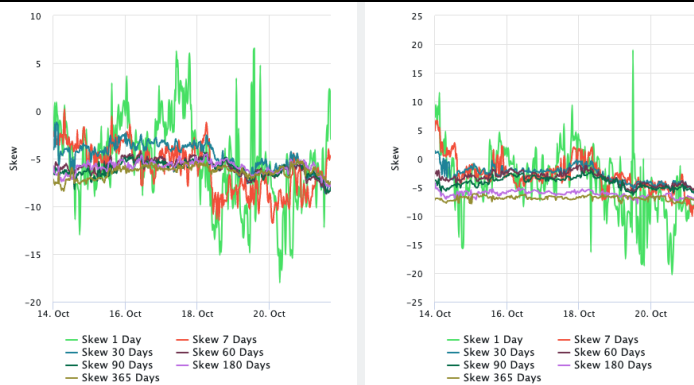
ATM Implied Volatility (BTC LHS ; ETH RHS)



ATM Implied Vol Term Structure (BTC LHS ; ETH RHS)



25 Delta Skew (BTC LHS ; ETH RHS)





October 21, 2024

About GSR

GSR has over a decade of extensive experience in the crypto market, serving as a trusted liquidity provider and active, multi-stage investor. Our suite of services includes OTC Trading, Derivatives, and Market Making. GSR is actively involved in every major sector of the digital asset ecosystem, working with token issuers, institutional investors, miners, and leading trading venues.

For more information or if we can help with anything, please see gsr.io or contact us at gsr@gsr.io.

Follow GSR for more content: [Twitter](#) [Telegram](#) [LinkedIn](#)

Authors

Brian Rudick, Senior Strategist	Twitter	Telegram
Carlos Guzman, Research Analyst	Twitter	Telegram
Toe Bautista, Research Analyst	Twitter	Telegram

Required Disclosures

This material is provided by GSR (the "Firm") solely for informational purposes, is intended only for sophisticated, institutional investors and does not constitute an offer or commitment, a solicitation of an offer or commitment, or any advice or recommendation, to enter into or conclude any transaction (whether on the terms shown or otherwise), or to provide investment services in any state or country where such an offer or solicitation or provision would be illegal. The Firm is not and does not act as an advisor or fiduciary in providing this material. GSR is not authorised or regulated in the UK by the Financial Conduct Authority. The protections provided by the UK regulatory system will not be available to you. Specifically, information provided herein is intended for institutional persons only and is not suitable for retail persons in the United Kingdom, and no solicitation or recommendation is being made to you in regards to any products or services.

This material is not a research report, and not subject to any of the independence and disclosure standards applicable to research reports prepared pursuant to FINRA or CFTC research rules. This material is not independent of the Firm's proprietary interests, which may conflict with the interests of any counterparty of the Firm. The Firm trades instruments discussed in this material for its own account, may trade contrary to the views expressed in this material, and may have positions in other related instruments.

Information contained herein is based on sources considered to be reliable, but is not guaranteed to be accurate or complete. Any opinions or estimates expressed herein reflect a judgment made by the author(s) as of the date of publication, and are subject to change without notice. Trading and investing in digital assets involves significant risks including price volatility and illiquidity and may not be suitable for all investors. The Firm is not liable whatsoever for any direct or consequential loss arising from the use of this material. Copyright of this material belongs to GSR. Neither this material nor any copy thereof may be taken, reproduced or redistributed, directly or indirectly, without prior written permission of GSR

Notes & Sources

All options data is based on Deribit and derivatives graphics are from Laevidas. Market returns are based on price returns for the following ETFs: VOO, QQQ, EWU, EWG, EWJ, and EWH. Onchain volumes are not considered and thus certain token volumes may be understated (e.g., stETH).

CoinGecko	Santiment	DefiLlama	CoinMarketCap	Laevidas
L2Beat	Google Finance	TradingView	Deribit	WorldCoinIndex
Cryptorank	Investing.com	NFT Price Floor	CryptoSlate	