











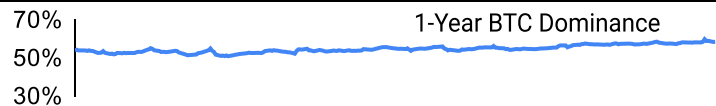
## Crypto Leaderboard

Rank	Name	Ticker	Price	24h	7d	30d	24h Vol \$m	MC \$m	1-Year Chart
1	Bitcoin	BTC	\$66,841	-1%	0%	5%	39,060	1,321,532	
2	Ethereum	ETH	\$2,616	-2%	0%	1%	17,559	315,070	
3	Tether	USDT	\$1.00	0%	0%	0%	38,342	120,018	
4	BNB	BNB	\$592	-1%	0%	1%	912	86,288	
5	Solana	SOL	\$166	1%	7%	14%	4,672	77,803	
6	USD Coin	USDC	\$1.00	0%	0%	0%	4,683	34,582	
7	XRP Ledger	XRP	\$0.53	-3%	-2%	-10%	1,384	30,133	
8	Lido stETH	STETH	\$2,616	-2%	1%	1%	44	25,502	
9	Dogecoin	DOGE	\$0.14	-2%	18%	31%	1,900	20,360	
10	TRON	TRX	\$0.16	1%	1%	5%	390	13,801	

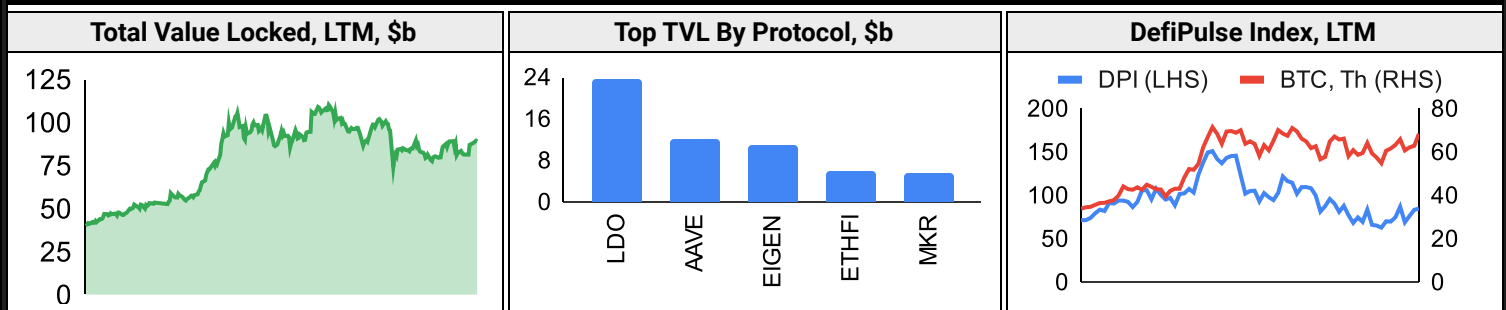
## Top & Bottom Performers - Top 100 Tokens

24h		7 Days		30 Days		90 Days		365 Days	
APT	9%	APE	89%	MEW	88%	SUI	145%	BONK	7115%
POPCAT	8%	HNT	19%	APE	81%	APE	81%	OM	7045%
UNI	6%	DOGE	18%	WBT	58%	POPCAT	78%	TAO	961%
KAS	5%	JUP	10%	POPCAT	55%	WBT	77%	PEPE	912%
GALA	-5%	OM	-9%	QNT	-12%	LDO	-30%	ATOM	-33%
IMX	-6%	WIF	-9%	FET	-16%	AR	-40%	ARB	-34%
SUI	-6%	NOT	-9%	KAS	-18%	NOT	-43%	LDO	-37%
APE	-7%	ENA	-10%	MKR	-27%	MKR	-57%	MATIC	-43%

## Category Performance

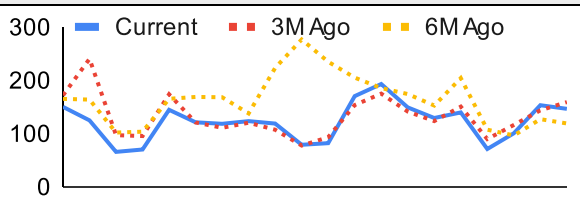
Category	7d	30d	90d	180d	365d	Ecosystem	7d	30d	90d	180d	365d
Meme	1%	27%	22%	-11%	160%	BSC	11%	15%	12%	-22%	96%
Gaming/Entertai	7%	9%	-1%	-37%	26%	Cosmos	9%	13%	5%	-30%	138%
DEX	2%	8%	-3%	-25%	99%	Polkadot	6%	7%	6%	-33%	71%
CEXs	0%	8%	4%	-2%	60%	Polygon	3%	4%	0%	-28%	47%
Smart Contract	-2%	3%	-2%	-27%	77%	Solana	-2%	4%	-13%	-31%	133%
Privacy	1%	1%	-1%	-15%	1%	Avalanche	-2%	0%	-5%	-22%	37%
Scaling	-1%	1%	-12%	-48%	31%	Ethereum	-1%	-2%	-9%	-27%	-7%
IoT/Data/Comp.	0%	0%	-6%	-28%	85%	Tron	-2%	-5%	31%	15%	99%
Currency	-1%	-1%	-4%	-20%	19%						
Other DeFi	-4%	-2%	-14%	-30%	28%						
Lending	-6%	-10%	-4%	2%	60%						

## DeFi

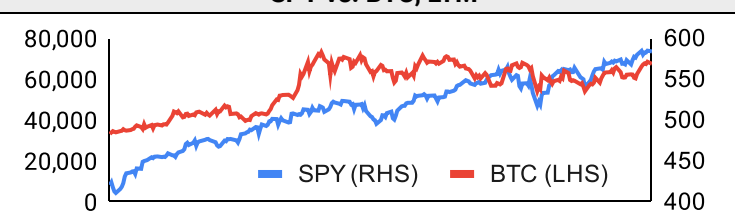


## Trading Volume

Aggregate Volumes by Product, \$b					Top Derivatives Exchanges, \$m and bps				Top Spot Exchanges, \$m			
Product	1d	7d	30d	O/I	Exchange	1d Vol	O/I	Mkr	Tkr	Exchange	Mkts	1d Vol
Spot	37	243.85	986.96	n/a	Binance	50,627	19,688	2.0	4.0	Binance	1,674	14,688
Perpetuals	126	866	3,470	674	Bybit	21,509	13,599	2.0	5.5	Coinbase	408	2,161
Futures	0	1	6	1	OKX	21,687	6,681	2.0	5.0	Bybit	1,028	3,917
Options	2	12	48	n/a	Bitget	21,121	10,735	2.0	6.0	OKX	768	2,209

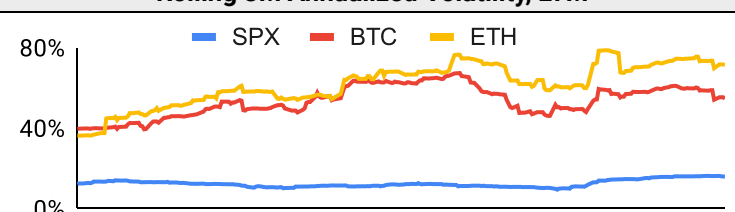
Daily Spot Volume, Top 100 Tokens Last 20d, \$b				Top Volume, 1d, \$m		Top Volume, %20d Avg		Low Volume, %20d Avg	
				USDT	64,158	APE	304%	STETH	0%
				BTC	37,026	UNI	228%	MATIC	51%
				ETH	16,095	JASMY	195%	WIF	61%
				USDC	7,036	KAS	172%	FET	64%
				FDUSD	4,211	JUP	171%	INJ	75%

## Traditional Finance

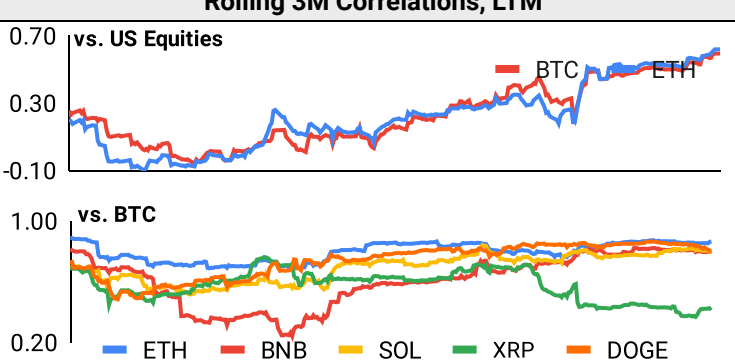
Global Equity Markets							SPY vs. BTC, LTM	
	US	USGrwth	UK	Germany	Japan	HK		
1D	0%	0%	-1%	-1%	-2%	-2%		
7D	0%	0%	2%	-1%	-3%	-4%		
90D	5%	3%	11%	5%	-2%	16%		
365D	39%	40%	22%	31%	19%	7%		

10-Year Treasury Yields							Commodities & FX					
	US	Brazil	UK	Germany	Japan	HK	Last	WTI	Gas	Gold	USD/EUR	USD/JPY
Last	4.18%	12.87%	4.17%	2.28%	0.97%	3.13%	Last	70.5	2.33	2,756	0.93	150.8
1d Chg	-0.01	0.00	0.03	0.00	-0.01	-0.06	1d % Chg	0.7%	0.8%	0.6%	0.1%	0.0%

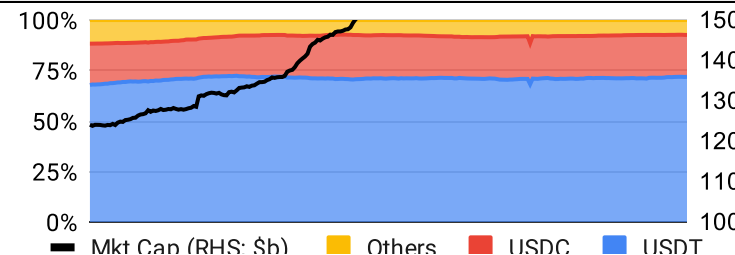
## Volatility

Annualized Volatility							Rolling 3M Annualized Volatility, LTM			
	BTC	ETH	BNB	SOL	XRP	DOGE				
30D	37%	47%	37%	59%	51%	74%				
90D	52%	66%	49%	73%	65%	74%				
180D	49%	63%	51%	77%	61%	77%				
365D	52%	62%	58%	92%	63%	90%				

## Correlations

Intra-Crypto Correlations, LTM							Rolling 3M Correlations, LTM					
	BTC	ETH	BNB	SOL	XRP	DOGE						
BTC												
ETH	0.80											
BNB	0.61	0.58										
SOL	0.67	0.60	0.47									
XRP	0.55	0.52	0.39	0.47								
DOGE	0.75	0.66	0.49	0.57	0.55							

## Stablecoins

Stablecoin Market Size and Volume, \$m					Stablecoin Dominance (LHS) & Market Cap \$b (RHS), LTM	
Ticker	Price	1d Vol	20d Avg Vol	Market Cap		
USDT	1.00	64,158	53,283	120,153		150
USDC	1.00	7,036	5,271	34,624		140
DAI	1.00	125	86	5,364		130
USDe	1.00	29	58	2,544		120
USDD	1.00	2	3	752		110
FRAX	1.00	3	8	648		100

## Ethereum Mainnet & Layer 2s

Mainnet & Layer 2 Transactions (m/day) and L2 TVL (\$m)					Transactions (m/day), Rolling 90-Day Average, LTM					
Network	1d	30d Avg	TVL	Tech Type						
Xai	6.0	165.6								
Base	6.0	160.7		Optimistic Rollup						
Gravity	1.7	81.5		Optimium						
Arbitrum One	1.9	52.1		Optimistic Rollup						
Taiko	2.9	47.6		Optimistic Rollup						
PlayBlock	1.6	41.8								
Ethereum	1.2	35.0	-	mainnet						
PoP Apex	1.0	31.0								
OP Mainnet	0.6	23.1		Optimistic Rollup	Layer 2 Token Performance & Market Cap (\$b)					
Blast	0.6	18.4		Optimistic Rollup		IMX	STX	ARB	OP	MNT
					<b>24h Return</b>	-5%	-2%	-1%	0%	+0.26%
					<b>Market Cap</b>	3.0	2.7	2.3	2.2	2.1

## NFTs and DAOs

NFT Collection Stats (\$; Volume, MC in \$m)						DAO Treasury Amount (\$m) and Composition					
Collection	Floor	% Listed	3M Ret.	3M Vol	Market Cap	DAO	Treasury	Stables	BTC/ETH	Own Tokens	Other
CryptoPunks	72,461	40%	-15%	107,636	725	Uniswap	3,210	0%	0%	100%	0%
Bored Ape Yacht C	31,403	54%	2%	50,590	314	Mantle	2,163	1%	18%	80%	2%
Pudgy Penguins	24,599	58%	-31%	44,958	219	Arbitrum	1,736	0%	2%	98%	0%
Azuki	13,575	41%	4%	16,397	136	ENS	1,352	2%	6%	88%	4%
Autoglyphs	259,446	33%	-38%	485	133	Optimism	1,262	0%	0%	100%	0%
Milady Maker	12,688	53%	-32%	29,027	127	Ethereum	712	0%	100%	0%	0%
Bitcoin Puppets	10,197	66%	46%	16,611	102	Golem	365	0%	88%	12%	0%
Mutant Ape Yacht	5,019	60%	-6%	21,062	98	Gnosis	349	6%	19%	49%	26%
NodeMonkes	9,257	55%	-2%	21,370	93	Merit Circle	347	6%	0%	92%	2%
Chromie Squiggle	7,731	28%	-38%	1,105	77	YGG	248	3%	1%	96%	0%

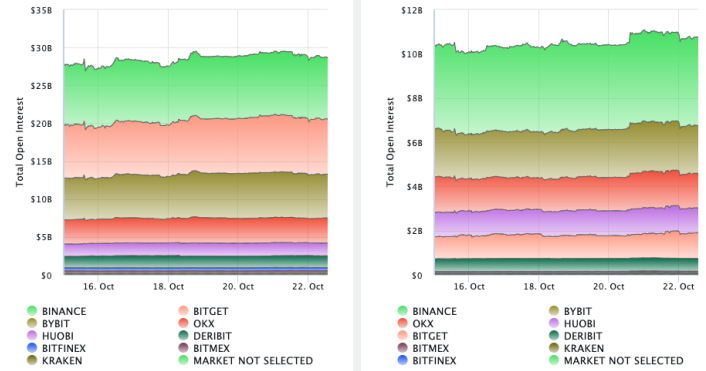
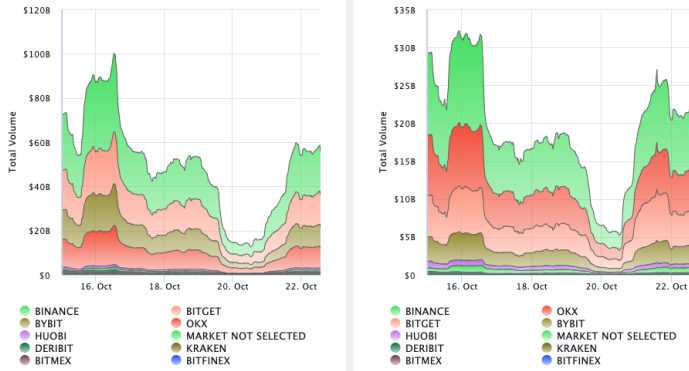
## Crypto News

- [BTC down Monday after climbing past \\$69K. What's next? - Blockworks](#)
- [Bitcoiners slam Saylor for throwing weight behind 'too big to fail' banks - Cointelegraph](#)
- [What the DoD's Bitcoin Book Review Tells Us About Cryptocurrency and National Security - ClearanceJobs](#)
- [Northern Data embraces AI boom, mulls ditching Bitcoin mining roots - CryptoSlate](#)
- [BlackRock's IBIT investors throw \\$329M into ETF as Bitcoin dips 3% - Cointelegraph](#)
- [Stripe looks to build 'world's best stablecoin infrastructure' after Bridge buy - Blockworks](#)
- [Ethereum wants to scale to 100K TPS - Blockworks](#)
- [Buenos Aires Adds ZK Proofs to City App in Bid to Boost Residents' Privacy - CoinDesk](#)
- [Solana Token Issuer Pump.fun Rakes in Big Bucks With 1M SOL in Lifetime Fees - CoinDesk](#)

## Crypto Futures



### Futures Volume (BTC LHS ; ETH RHS), 1d

### Futures Open Interest (BTC LHS ; ETH RHS)



### OI Weighted Funding Rate (BTC LHS ; ETH RHS), 1d

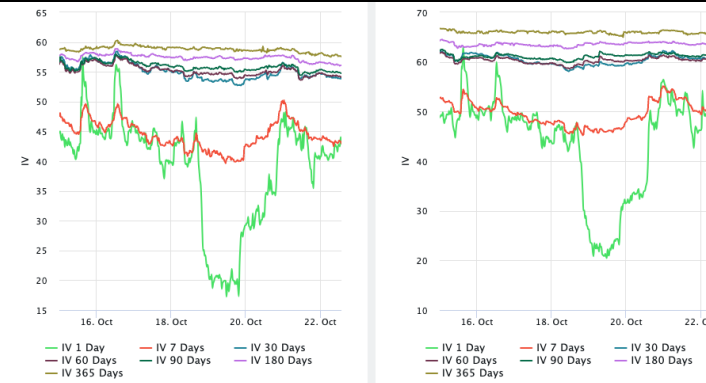
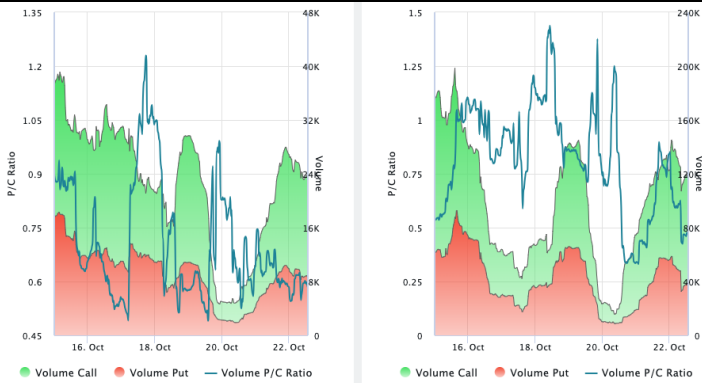
### Liquidations (BTC LHS ; ETH RHS), 1d



## Crypto Options

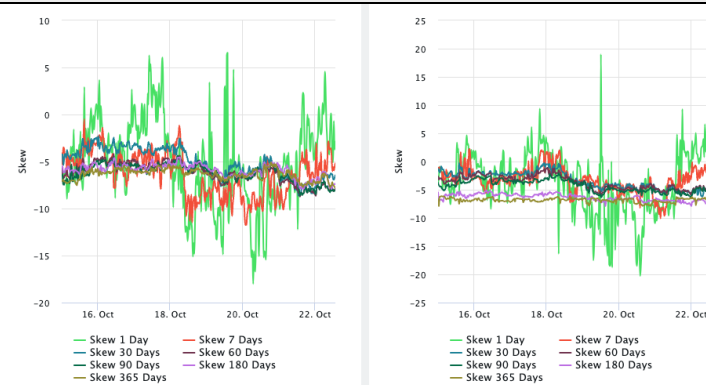
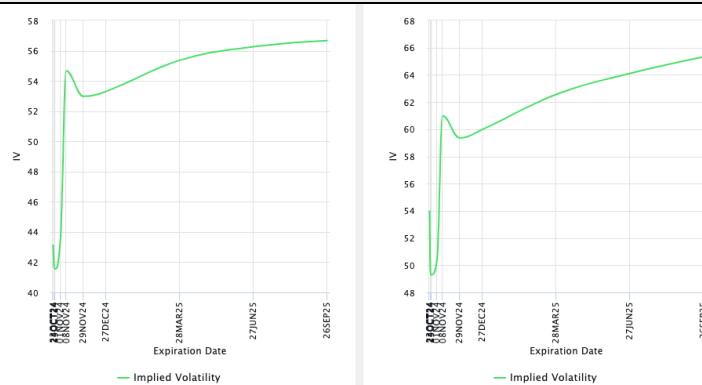
### Options Volume & Put/Call Ratio (BTC LHS ; ETH RHS), 1d

### ATM Implied Volatility (BTC LHS ; ETH RHS)



### ATM Implied Vol Term Structure (BTC LHS ; ETH RHS)

### 25 Delta Skew (BTC LHS ; ETH RHS)



## About GSR

GSR has over a decade of extensive experience in the crypto market, serving as a trusted liquidity provider and active, multi-stage investor. Our suite of services includes OTC Trading, Derivatives, and Market Making. GSR is actively involved in every major sector of the digital asset ecosystem, working with token issuers, institutional investors, miners, and leading trading venues.

For more information or if we can help with anything, please see [gsr.io](https://gsr.io) or contact us at [gsr@gsr.io](mailto:gsr@gsr.io).

Follow GSR for more content: [Twitter](#) [Telegram](#) [LinkedIn](#)

## Authors

Brian Rudick, Senior Strategist	<a href="#">Twitter</a>	<a href="#">Telegram</a>
Carlos Guzman, Research Analyst	<a href="#">Twitter</a>	<a href="#">Telegram</a>
Toe Bautista, Research Analyst	<a href="#">Twitter</a>	<a href="#">Telegram</a>

## Required Disclosures

This material is provided by GSR (the "Firm") solely for informational purposes, is intended only for sophisticated, institutional investors and does not constitute an offer or commitment, a solicitation of an offer or commitment, or any advice or recommendation, to enter into or conclude any transaction (whether on the terms shown or otherwise), or to provide investment services in any state or country where such an offer or solicitation or provision would be illegal. The Firm is not and does not act as an advisor or fiduciary in providing this material. GSR is not authorized or regulated in the UK by the Financial Conduct Authority. The protections provided by the UK regulatory system will not be available to you. Specifically, information provided herein is intended for institutional persons only and is not suitable for retail persons in the United Kingdom, and no solicitation or recommendation is being made to you in regards to any products or services.

This material is not a research report, and not subject to any of the independence and disclosure standards applicable to research reports prepared pursuant to FINRA or CFTC research rules. This material is not independent of the Firm's proprietary interests, which may conflict with the interests of any counterparty of the Firm. The Firm trades instruments discussed in this material for its own account, may trade contrary to the views expressed in this material, and may have positions in other related instruments.

Information contained herein is based on sources considered to be reliable, but is not guaranteed to be accurate or complete. Any opinions or estimates expressed herein reflect a judgment made by the author(s) as of the date of publication, and are subject to change without notice. Trading and investing in digital assets involves significant risks including price volatility and illiquidity and may not be suitable for all investors. The Firm is not liable whatsoever for any direct or consequential loss arising from the use of this material. Copyright of this material belongs to GSR. Neither this material nor any copy thereof may be taken, reproduced or redistributed, directly or indirectly, without prior written permission of GSR

## Notes & Sources

All options data is based on Deribit and derivatives graphics are from Laevidas. Market returns are based on price returns for the following ETFs: VOO, QQQ, EWU, EWG, EWJ, and EWH. Onchain volumes are not considered and thus certain token volumes may be understated (e.g., stETH).

CoinGecko	Santiment	DefiLlama	CoinMarketCap	Laevidas
L2Beat	Google Finance	TradingView	Deribit	WorldCoinIndex
Cryptorank	Investing.com	NFT Price Floor	CryptoSlate	