







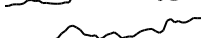



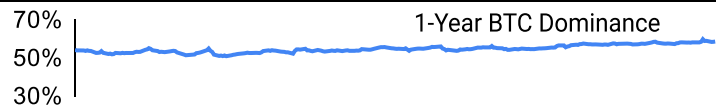
Crypto Leaderboard

Rank	Name	Ticker	Price	24h	7d	30d	24h Vol \$m	MC \$m	1-Year Chart
1	Bitcoin	BTC	\$66,641	-1%	-1%	5%	29,371	1,317,619	
2	Ethereum	ETH	\$2,575	-2%	-1%	-3%	14,286	310,060	
3	Tether	USDT	\$1.00	-1%	0%	0%	32,778	120,051	
4	BNB	BNB	\$585	-2%	-3%	-3%	720	85,285	
5	Solana	SOL	\$168	1%	9%	16%	3,691	79,200	
6	USD Coin	USDC	\$1.00	0%	0%	0%	3,859	34,464	
7	XRP Ledger	XRP	\$0.53	-1%	-4%	-10%	1,109	29,906	
8	Lido stETH	STETH	\$2,575	-2%	-2%	-3%	40	25,090	
9	Dogecoin	DOGE	\$0.14	0%	11%	29%	1,411	20,463	
10	TRON	TRX	\$0.16	0%	0%	5%	341	13,842	

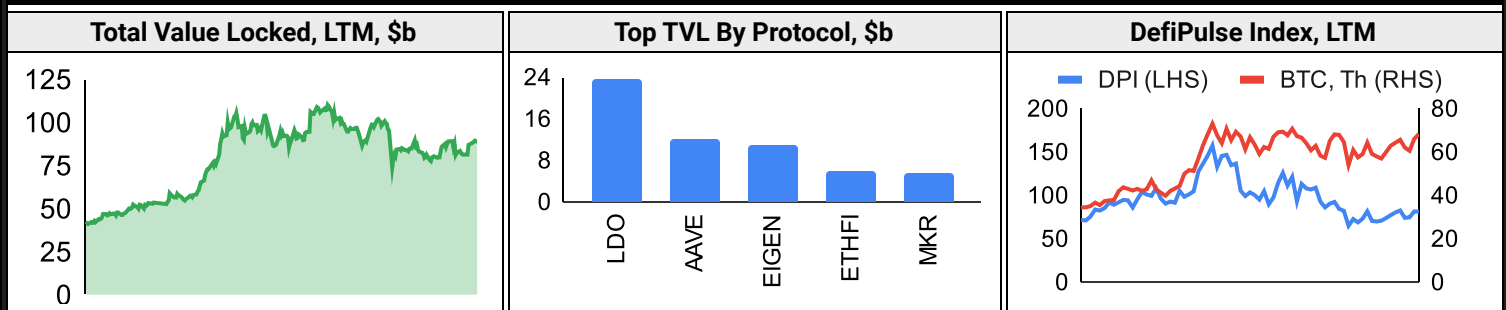
Top & Bottom Performers - Top 100 Tokens

24h		7 Days		30 Days		90 Days		365 Days	
MEW	5%	APE	67%	MEW	73%	SUI	154%	BONK	6952%
JUP	4%	JUP	20%	WBT	63%	WBT	81%	OM	6729%
ICP	2%	HNT	19%	POPCAT	52%	POPCAT	72%	PEPE	974%
GALA	2%	POPCAT	14%	APE	49%	TAO	62%	TAO	693%
JASMY	-5%	WIF	-8%	IMX	-19%	JASMY	-33%	QNT	-35%
LINK	-6%	TAO	-8%	KAS	-19%	AR	-40%	ARB	-37%
APT	-8%	BONK	-9%	AR	-21%	NOT	-43%	LDO	-40%
APE	-15%	SUI	-9%	MKR	-28%	MKR	-56%	MATIC	-43%

Category Performance

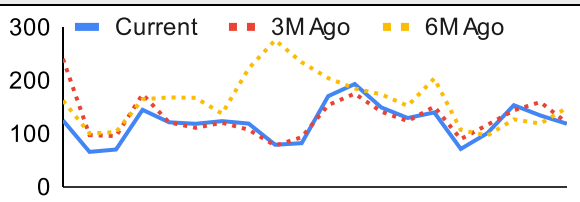
Category	7d	30d	90d	180d	365d	Ecosystem	7d	30d	90d	180d	365d
Meme	1%	20%	23%	-9%	167%	Solana	21%	26%	6%	-21%	147%
CEXs	-2%	6%	4%	-5%	56%	BSC	3%	2%	5%	-26%	78%
DEX	2%	4%	-3%	-25%	102%	Cosmos	-5%	0%	-5%	-37%	79%
Gaming/Entertai	7%	4%	-1%	-38%	24%	Polkadot	4%	0%	4%	-35%	58%
Smart Contract	-2%	-1%	-1%	-27%	75%	Polygon	2%	-1%	-1%	-28%	37%
Other DeFi	3%	-1%	-12%	-25%	24%	Avalanche	-1%	-4%	-4%	-21%	36%
Currency	-3%	-2%	-3%	-20%	17%	Tron	-3%	-6%	29%	12%	94%
Scaling	-2%	-3%	-10%	-47%	26%	Ethereum	-1%	-7%	-9%	-27%	-9%
IoT/Data/Comp.	0%	-4%	-6%	-27%	79%						
Privacy	-15%	-14%	-17%	-23%	-16%						
Lending	-5%	-17%	-4%	7%	59%						

DeFi

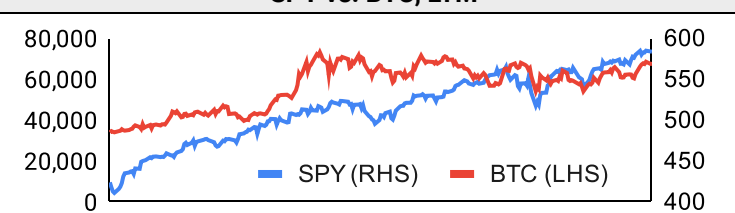


Trading Volume

Aggregate Volumes by Product, \$b					Top Derivatives Exchanges, \$m and bps					Top Spot Exchanges, \$m		
Product	1d	7d	30d	O/I	Exchange	1d Vol	O/I	Mkr	Tkr	Exchange	Mkts	1d Vol
Spot	31	236.44	1000	n/a	Binance	44,237	19,556	2.0	4.0	Binance	1,642	11,939
Perpetuals	106	832	3,550	700	Bybit	18,875	13,618	2.0	5.5	Coinbase	408	2,177
Futures	0	1	6	1	OKX	18,760	6,623	2.0	5.0	Bybit	1,029	3,550
Options	2	11	48	n/a	Bitget	19,265	10,687	2.0	6.0	OKX	772	1,717

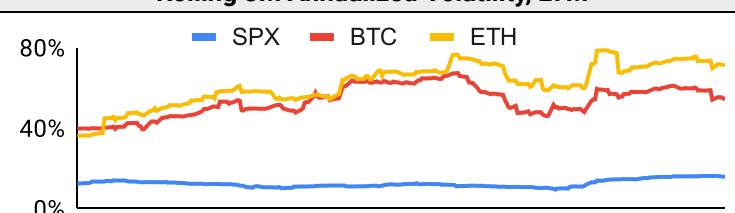
Daily Spot Volume, Top 100 Tokens Last 20d, \$b				Top Volume, 1d, \$m		Top Volume, %20d Avg		Low Volume, %20d Avg	
				USDT	52,399	JUP	217%	STETH	0%
				BTC	27,875	AXS	175%	OM	46%
				ETH	14,080	GALA	157%	ENA	54%
				USDC	5,931	APE	153%	MATIC	59%
				FDUSD	3,616	MKR	147%	BONK	65%

Traditional Finance

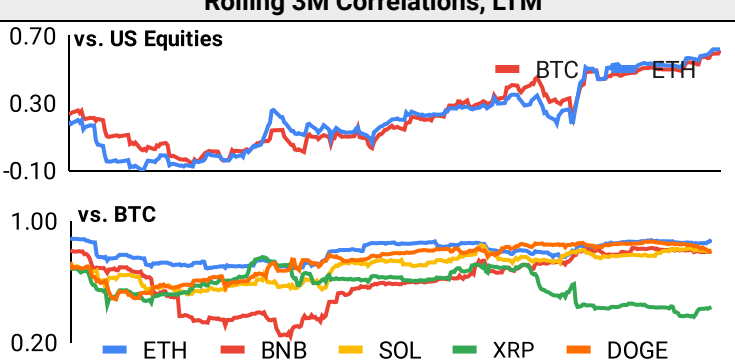
Global Equity Markets							SPY vs. BTC, LTM	
	US	USGrwth	UK	Germany	Japan	HK		
1D	0%	0%	0%	-1%	-1%	1%	40,000	500
7D	1%	1%	0%	-1%	-2%	1%	60,000	550
90D	8%	7%	12%	6%	-1%	18%	80,000	600
365D	39%	39%	21%	30%	17%	7%	0	400

10-Year Treasury Yields							Commodities & FX					
	US	Brazil	UK	Germany	Japan	HK		WTI	Gas	Gold	USD/EUR	USD/JPY
Last	4.26%	12.81%	4.26%	2.32%	0.97%	3.15%	Last	71.3	2.33	2,753	0.93	153.0
1d Chg	0.05	0.00	0.10	0.00	-0.01	-0.06	1d % Chg	-0.6%	1.0%	-0.3%	0.2%	1.3%

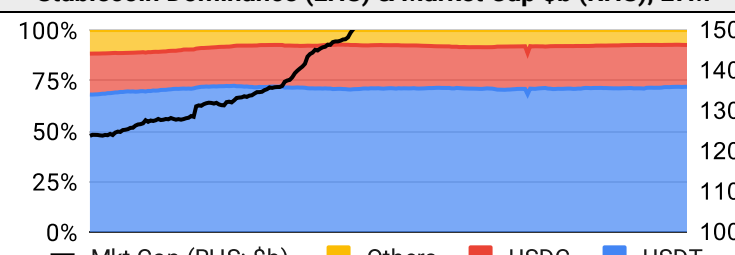
Volatility

Annualized Volatility							Rolling 3M Annualized Volatility, LTM				
	BTC	ETH	BNB	SOL	XRP	DOGE					
30D	37%	46%	35%	59%	51%	74%	40%	40%	40%	40%	40%
90D	52%	65%	49%	73%	65%	74%	40%	40%	40%	40%	40%
180D	49%	63%	51%	77%	61%	77%	40%	40%	40%	40%	40%
365D	52%	62%	58%	92%	62%	90%	40%	40%	40%	40%	40%

Correlations

Intra-Crypto Correlations, LTM							Rolling 3M Correlations, LTM					
	BTC	ETH	BNB	SOL	XRP	DOGE						
BTC							0.70	vs. US Equities				
ETH	0.80						0.30					
BNB	0.61	0.58					-0.10					
SOL	0.68	0.61	0.47				1.00	vs. BTC				
XRP	0.55	0.52	0.39	0.47			0.20					
DOGE	0.75	0.66	0.49	0.57	0.55							

Stablecoins

Stablecoin Market Size and Volume, \$m					Stablecoin Dominance (LHS) & Market Cap \$b (RHS), LTM	
Ticker	Price	1d Vol	20d Avg Vol	Market Cap		
USDT	1.00	52,399	52,481	120,128		
USDC	1.00	5,931	5,198	34,511		
DAI	1.00	86	81	5,364		
USDe	1.00	89	55	2,593		
USDD	1.00	2	3	761		
FRAX	1.00	10	8	648		
						■ Mkt Cap (RHS: \$b) ■ Others ■ USDC ■ USDT

Ethereum Mainnet & Layer 2s

Mainnet & Layer 2 Transactions (m/day) and L2 TVL (\$m)					Transactions (m/day), Rolling 90-Day Average, LTM					
Network	1d	30d Avg	TVL	Tech Type						
Xai	5.3	165.2								
Base	5.7	162.2		Optimistic Rollup						
Gravity	2.4	81.2		Optimium						
Arbitrum One	1.8	52.2		Optimistic Rollup						
Taiko	3.0	49.6		Optimistic Rollup						
PlayBlock	1.6	42.4								
Ethereum	1.2	35.1	-	mainnet						
PoP Apex	0.9	30.9								
OP Mainnet	0.6	23.1		Optimistic Rollup						
Blast	0.5	18.3		Optimistic Rollup						
					Layer 2 Token Performance & Market Cap (\$b)					
						IMX	STX	ARB	OP	MNT
					24h Return	-3%	-1%	-2%	0%	-2%
					Market Cap	2.9	2.7	2.3	2.2	2.0

NFTs and DAOs

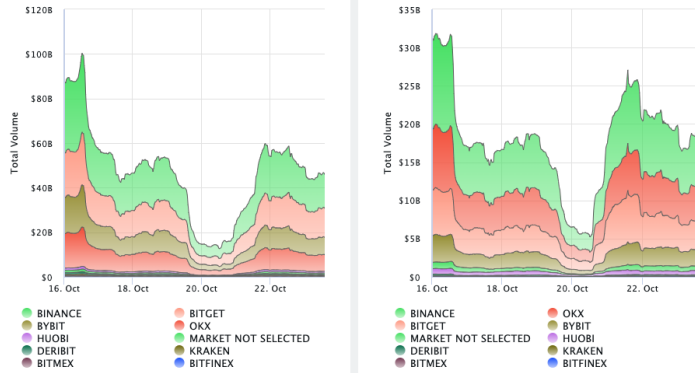
NFT Collection Stats (\$; Volume, MC in \$m)						DAO Treasury Amount (\$m) and Composition					
Collection	Floor	% Listed	3M Ret.	3M Vol	Market Cap	DAO	Treasury	Stables	BTC/ETH	Own Tokens	Other
CryptoPunks	72,461	40%	-8%	107,636	725	Uniswap	3,086	0%	0%	100%	0%
Bored Ape Yacht C	31,403	54%	10%	50,590	314	Mantle	2,116	1%	18%	80%	2%
Pudgy Penguins	24,599	58%	-28%	44,958	219	Arbitrum	1,697	0%	2%	98%	0%
Azuki	13,575	41%	10%	16,397	136	ENS	1,336	2%	6%	88%	4%
Autoglyphs	259,446	33%	-35%	485	133	Optimism	1,262	0%	0%	100%	0%
Milady Maker	12,688	53%	-32%	29,027	127	Ethereum	698	0%	100%	0%	0%
Bitcoin Puppets	10,197	66%	1%	16,611	102	Gnosis	364	6%	18%	49%	28%
Mutant Ape Yacht	5,019	60%	40%	21,062	98	Golem	360	0%	88%	12%	0%
NodeMonkes	9,257	55%	5%	21,370	93	Merit Circle	350	6%	0%	92%	2%
Chromie Squiggle	7,731	28%	-33%	1,105	77	YGG	246	3%	1%	96%	0%

Crypto News

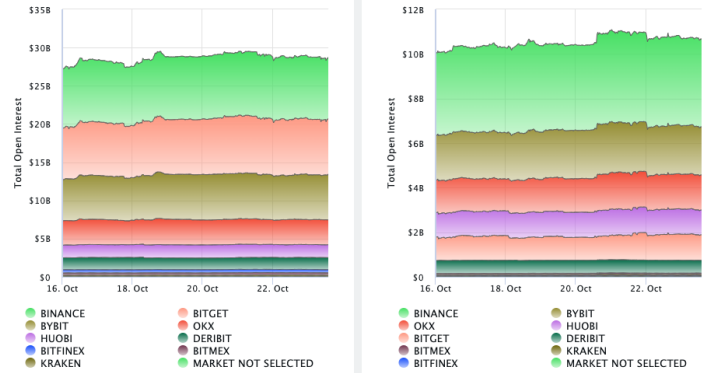
- [Bitcoin Is Going to \\$80K Regardless of Trump or Harris Win, Traders Say - CoinDesk](#)
- [Michael Saylor Says He'll Give Away His Bitcoin—Like Satoshi Nakamoto - Decrypt](#)
- [Norway's Central Bank on Track to Deliver Digital Currency Recommendation - Bloomberg](#)
- [Tesla likely still owns \\$780M in Bitcoin despite recent shuffle: Arkham - Cointelegraph](#)
- [Peter Todd forced into hiding after HBO doc claims he invented Bitcoin - Cointelegraph](#)
- [Prediction Markets Are Pricing In A Trump Victory. This Is Good For Bitcoin - Bitcoin Magazine](#)
- [Fed officials reiterate 'modest' path forward for interest rate cuts - Blockworks](#)
- [Stripe's \\$1.1B acquisition: Implications for Solana and crypto VC - Blockworks](#)
- [Ethereum wants to scale to 100K TPS - Blockworks](#)

Crypto Futures

Futures Volume (BTC LHS ; ETH RHS), 1d



Futures Open Interest (BTC LHS ; ETH RHS)

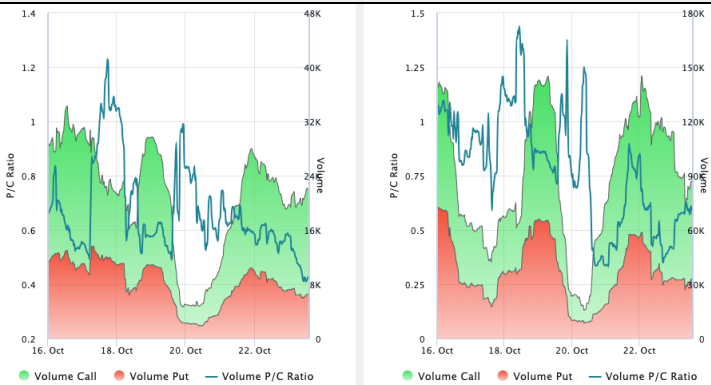


OI Weighted Funding Rate (BTC LHS ; ETH RHS), 1d

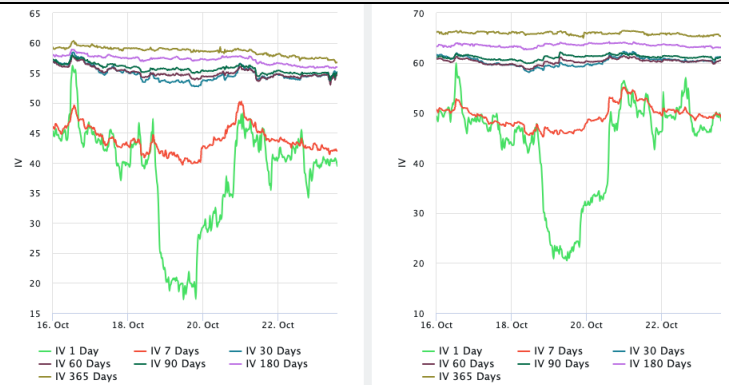
Liquidations (BTC LHS ; ETH RHS), 1d

Crypto Options

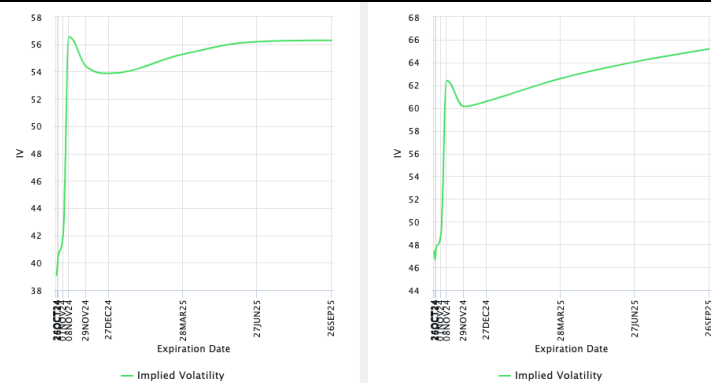
Options Volume & Put/Call Ratio (BTC LHS ; ETH RHS), 1d



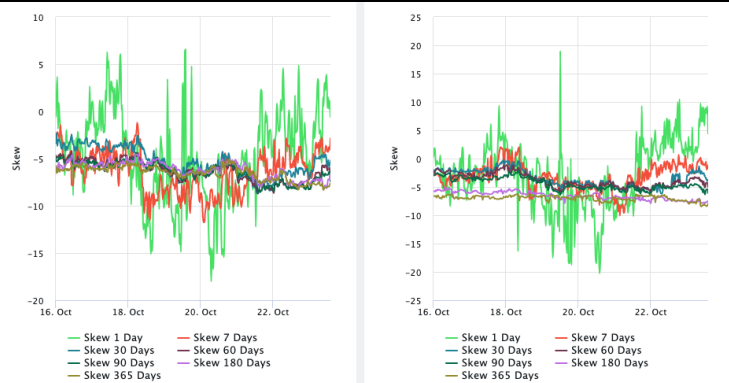
ATM Implied Volatility (BTC LHS ; ETH RHS)



ATM Implied Vol Term Structure (BTC LHS ; ETH RHS)



25 Delta Skew (BTC LHS ; ETH RHS)





October 23, 2024

About GSR

GSR has over a decade of extensive experience in the crypto market, serving as a trusted liquidity provider and active, multi-stage investor. Our suite of services includes OTC Trading, Derivatives, and Market Making. GSR is actively involved in every major sector of the digital asset ecosystem, working with token issuers, institutional investors, miners, and leading trading venues.

For more information or if we can help with anything, please see gsr.io or contact us at gsr@gsr.io.

Follow GSR for more content: [Twitter](#) [Telegram](#) [LinkedIn](#)

Authors

Brian Rudick, Senior Strategist	Twitter	Telegram
Carlos Guzman, Research Analyst	Twitter	Telegram
Toe Bautista, Research Analyst	Twitter	Telegram

Required Disclosures

This material is provided by GSR (the "Firm") solely for informational purposes, is intended only for sophisticated, institutional investors and does not constitute an offer or commitment, a solicitation of an offer or commitment, or any advice or recommendation, to enter into or conclude any transaction (whether on the terms shown or otherwise), or to provide investment services in any state or country where such an offer or solicitation or provision would be illegal. The Firm is not and does not act as an advisor or fiduciary in providing this material. GSR is not authorised or regulated in the UK by the Financial Conduct Authority. The protections provided by the UK regulatory system will not be available to you. Specifically, information provided herein is intended for institutional persons only and is not suitable for retail persons in the United Kingdom, and no solicitation or recommendation is being made to you in regards to any products or services.

This material is not a research report, and not subject to any of the independence and disclosure standards applicable to research reports prepared pursuant to FINRA or CFTC research rules. This material is not independent of the Firm's proprietary interests, which may conflict with the interests of any counterparty of the Firm. The Firm trades instruments discussed in this material for its own account, may trade contrary to the views expressed in this material, and may have positions in other related instruments.

Information contained herein is based on sources considered to be reliable, but is not guaranteed to be accurate or complete. Any opinions or estimates expressed herein reflect a judgment made by the author(s) as of the date of publication, and are subject to change without notice. Trading and investing in digital assets involves significant risks including price volatility and illiquidity and may not be suitable for all investors. The Firm is not liable whatsoever for any direct or consequential loss arising from the use of this material. Copyright of this material belongs to GSR. Neither this material nor any copy thereof may be taken, reproduced or redistributed, directly or indirectly, without prior written permission of GSR

Notes & Sources

All options data is based on Deribit and derivatives graphics are from Laevidas. Market returns are based on price returns for the following ETFs: VOO, QQQ, EWU, EWG, EWJ, and EWH. Onchain volumes are not considered and thus certain token volumes may be understated (e.g., stETH).

CoinGecko	Santiment	DefiLlama	CoinMarketCap	Laevidas
L2Beat	Google Finance	TradingView	Deribit	WorldCoinIndex
Cryptorank	Investing.com	NFT Price Floor	CryptoSlate	