











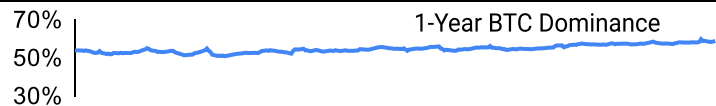
Crypto Leaderboard

Rank	Name	Ticker	Price	24h	7d	30d	24h Vol \$m	MC \$m	1-Year Chart
1	Bitcoin	BTC	\$67,445	1%	0%	5%	37,163	1,333,547	
2	Ethereum	ETH	\$2,527	-2%	-3%	-5%	19,891	304,366	
3	Tether	USDT	\$1.00	0%	0%	0%	42,201	120,031	
4	BNB	BNB	\$592	1%	0%	-2%	770	86,328	
5	Solana	SOL	\$174	5%	16%	14%	5,545	82,147	
6	USD Coin	USDC	\$1.00	0%	0%	0%	7,067	34,324	
7	XRP Ledger	XRP	\$0.53	1%	-3%	-10%	1,343	30,017	
8	Lido stETH	STETH	\$2,525	-2%	-3%	-4%	63	24,629	
9	Dogecoin	DOGE	\$0.14	1%	8%	27%	1,570	20,432	
10	TRON	TRX	\$0.16	2%	3%	8%	459	14,148	

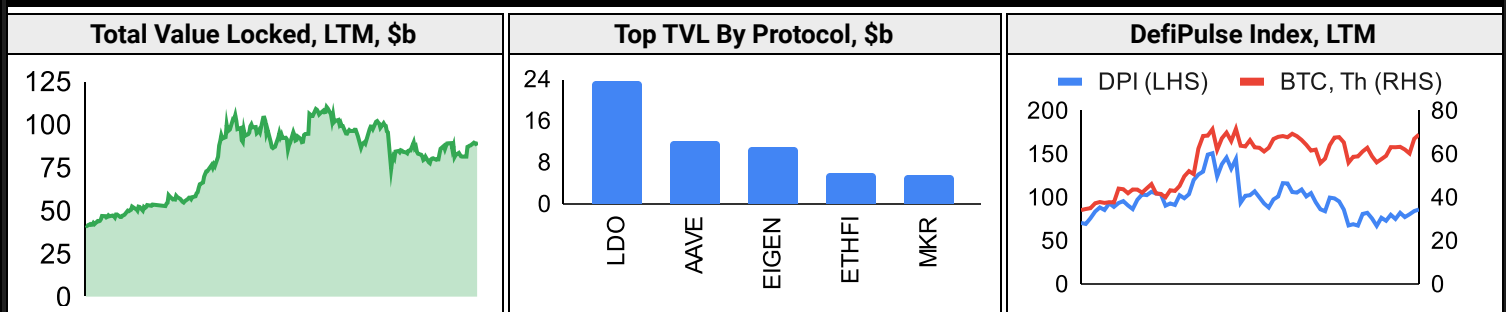
Top & Bottom Performers - Top 100 Tokens

24h		7 Days		30 Days		90 Days		365 Days	
MEW	13%	APE	59%	MEW	84%	SUI	154%	OM	6656%
POPCAT	12%	MEW	28%	WBT	64%	WBT	82%	BONK	5258%
WLD	10%	JUP	28%	POPCAT	55%	POPCAT	66%	PEPE	715%
PYTH	9%	HNT	25%	APE	37%	TAO	57%	TAO	671%
MKR	-3%	MKR	-5%	QNT	-19%	MATIC	-31%	ARB	-39%
ADA	-3%	INJ	-5%	KAS	-21%	JASMY	-34%	QNT	-40%
GALA	-3%	BSV	-6%	AR	-21%	AR	-42%	LDO	-42%
APE	-7%	OM	-12%	MKR	-28%	MKR	-57%	MATIC	-44%

Category Performance

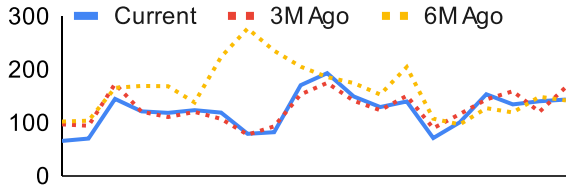
Category	7d	30d	90d	180d	365d	Ecosystem	7d	30d	90d	180d	365d
Meme	0%	17%	17%	-9%	143%	Cosmos	-2%	0%	-10%	-34%	70%
CEXs	14%	5%	4%	-5%	53%	BSC	-1%	-4%	-6%	-29%	60%
DEX	5%	3%	-7%	-24%	98%	Tron	0%	-5%	29%	15%	94%
Currency	-2%	-3%	-5%	-19%	18%	Polygon	0%	-6%	-11%	-31%	26%
Smart Contract	0%	-4%	-6%	-27%	72%	Avalanche	1%	-6%	-9%	-22%	34%
Scaling	1%	-5%	-14%	-48%	25%	Solana	-3%	-6%	-16%	-30%	130%
IoT/Data/Comp.	1%	-8%	-11%	-29%	75%	Polkadot	2%	-7%	-8%	-38%	39%
Gaming/Entertai	-1%	-9%	-16%	-44%	-11%	Ethereum	1%	-9%	-13%	-29%	-10%
Other DeFi	-15%	-15%	-26%	-37%	1%						
Lending	-3%	-16%	-8%	6%	56%						
Privacy	-14%	-16%	-21%	-25%	-18%						

DeFi

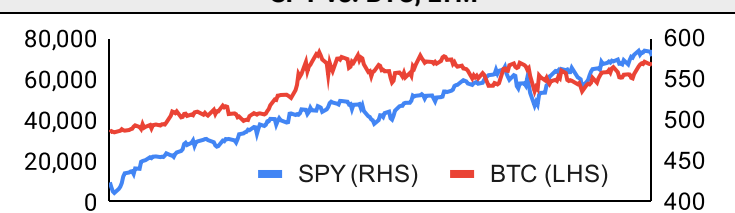


Trading Volume

Aggregate Volumes by Product, \$b					Top Derivatives Exchanges, \$m and bps				Top Spot Exchanges, \$m			
Product	1d	7d	30d	O/I	Exchange	1d Vol	O/I	Mkr	Tkr	Exchange	Mkts	1d Vol
Spot	38	187.78	987.57	n/a	Binance	52,597	19,678	2.0	4.0	Binance	1,642	14,480
Perpetuals	133	643	3,490	712	Bybit	23,450	13,917	2.0	5.5	Coinbase	408	2,645
Futures	0	1	6	1	OKX	23,405	6,596	2.0	5.0	Bybit	1,029	4,451
Options	2	12	49	n/a	Bitget	22,416	10,856	2.0	6.0	OKX	775	2,055

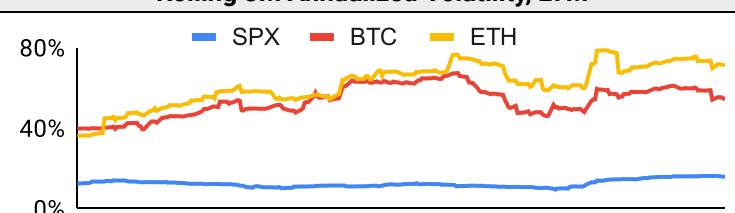
Daily Spot Volume, Top 100 Tokens Last 20d, \$b				Top Volume, 1d, \$m		Top Volume, %20d Avg		Low Volume, %20d Avg	
				USDT	62,498	JUP	274%	STETH	0%
				BTC	33,081	MEW	218%	STX	58%
				ETH	18,709	PYTH	199%	ENA	64%
				USDC	7,139	POPCAT	187%	SEI	74%
				FDUSD	4,519	SOL	182%	PEPE	80%

Traditional Finance

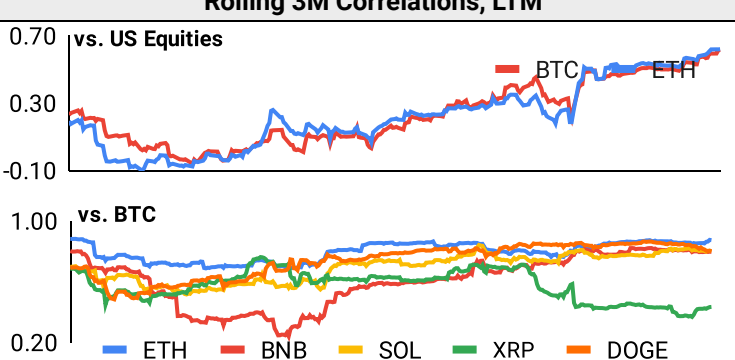
Global Equity Markets							SPY vs. BTC, LTM	
	US	USGrwth	UK	Germany	Japan	HK		
1D	-1%	-2%	0%	-1%	-2%	-1%		
7D	-1%	-1%	-2%	-2%	-5%	-1%		
90D	7%	7%	13%	5%	-2%	17%		
365D	37%	36%	22%	28%	14%	5%		

10-Year Treasury Yields							Commodities & FX					
	US	Brazil	UK	Germany	Japan	HK		WTI	Gas	Gold	USD/EUR	USD/JPY
Last	4.21%	12.88%	4.28%	2.25%	0.95%	3.17%	Last	71.2	2.43	2,751	0.93	152.0
1d Chg	-0.03	0.00	0.08	-0.06	-0.02	-0.06	1d % Chg	0.6%	3.7%	0.8%	-0.2%	-0.5%

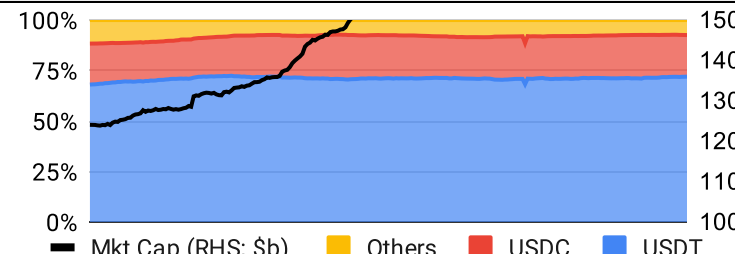
Volatility

Annualized Volatility							Rolling 3M Annualized Volatility, LTM			
	BTC	ETH	BNB	SOL	XRP	DOGE				
30D	37%	48%	36%	56%	51%	74%				
90D	52%	65%	49%	72%	65%	73%				
180D	49%	63%	51%	77%	61%	77%				
365D	51%	62%	58%	92%	62%	90%				

Correlations

Intra-Crypto Correlations, LTM							Rolling 3M Correlations, LTM	
	BTC	ETH	BNB	SOL	XRP	DOGE		
BTC								
ETH	0.80							
BNB	0.61	0.58						
SOL	0.68	0.61	0.48					
XRP	0.55	0.52	0.39	0.48				
DOGE	0.75	0.66	0.50	0.57	0.55			

Stablecoins

Stablecoin Market Size and Volume, \$m					Stablecoin Dominance (LHS) & Market Cap \$b (RHS), LTM	
Ticker	Price	1d Vol	20d Avg Vol	Market Cap		
USDT	1.00	62,498	53,398	120,094		
USDC	1.00	7,139	5,318	34,328		
DAI	1.00	83	82	5,364		
USDe	1.00	77	52	2,603		
USDD	1.00	2	3	760		
PYUSD	1.00	11	13	655		

Ethereum Mainnet & Layer 2s

Mainnet & Layer 2 Transactions (m/day) and L2 TVL (\$m)					Transactions (m/day), Rolling 90-Day Average, LTM					
Network	1d	30d Avg	TVL	Tech Type						
Xai	5.4	164.9								
Base	5.9	163.6		Optimistic Rollup						
Gravity	2.5	80.5		Optimium						
Arbitrum One	2.1	52.5		Optimistic Rollup						
Taiko	3.3	51.9		Optimistic Rollup						
PlayBlock	1.6	42.5								
Ethereum	1.1	35.1	-	mainnet						
PoP Apex	0.9	30.8								
OP Mainnet	0.8	23.2		Optimistic Rollup						
Blast	0.5	18.2		Optimistic Rollup						

Layer 2 Token Performance & Market Cap (\$b)					
	IMX	STX	ARB	OP	MNT
24h Return	+1.45%	+1.99%	-1%	-1%	+0.59%
Market Cap	3.0	2.7	2.2	2.1	2.0

NFTs and DAOs

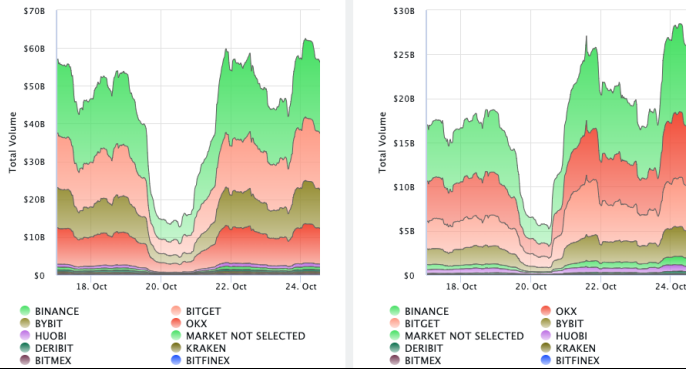
NFT Collection Stats (\$; Volume, MC in \$m)						DAO Treasury Amount (\$m) and Composition					
Collection	Floor	% Listed	3M Ret.	3M Vol	Market Cap	DAO	Treasury	Stables	BTC/ETH	Own Tokens	Other
CryptoPunks	67,039	40%	-16%	108,319	670	Uniswap	3,238	0%	0%	100%	0%
Bored Ape Yacht C	29,601	54%	1%	50,841	296	Mantle	2,084	1%	16%	81%	2%
Pudgy Penguins	23,096	58%	-31%	44,622	205	Arbitrum	1,651	0%	2%	98%	0%
Autoglyphs	250,122	33%	-37%	485	128	ENS	1,318	2%	6%	88%	4%
Azuki	12,759	41%	2%	16,152	128	Optimism	1,247	0%	0%	100%	0%
Milady Maker	11,592	53%	-32%	29,447	116	Ethereum	684	0%	100%	0%	0%
Bitcoin Puppets	9,561	66%	37%	16,265	96	Gnosis	377	5%	17%	48%	30%
NodeMonkes	9,358	55%	2%	21,063	94	Merit Circle	359	6%	0%	92%	2%
Mutant Ape Yacht	4,775	60%	-5%	21,195	93	Golem	352	0%	87%	13%	0%
Chromie Squiggle	7,453	28%	-36%	1,100	75	Olympus	242	74%	0%	25%	0%

Crypto News

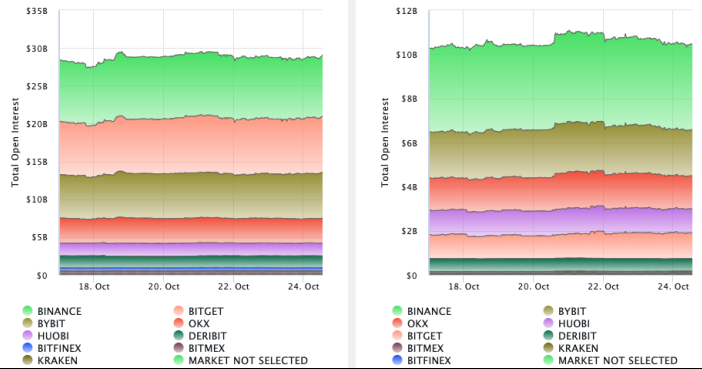
- [Solana Hits Record vs. Ether, Outperforms Bitcoin as AI Memecoin Frenzy and Surging Revenues Fuel Rally - CoinDesk](#)
- [Trump election victory could push Bitcoin to \\$92K, says Bitwise exec - Cointelegraph](#)
- [Bitcoin Retakes \\$67K, Dollar Index Rally Stalls as Beige Book Supports Fed Rate Cuts - CoinDesk](#)
- [The man named as Bitcoin's creator in an HBO documentary has gone into hiding - Quartz](#)
- [Vietnam Unveils Ambitious Strategy to Become Regional Blockchain Hub - Bitcoin.com News](#)
- [Binance in Nigeria: Charges dropped against cryptocurrency executive Tigran Gambaryan - BBC.com](#)
- [Bond market selloff continues. What gives? - Blockworks](#)
- [Maker wants to rebrand again - Blockworks](#)
- [Brace yourselves, the massive unlocks are coming - Blockworks](#)

Crypto Futures

Futures Volume (BTC LHS ; ETH RHS), 1d



Futures Open Interest (BTC LHS ; ETH RHS)

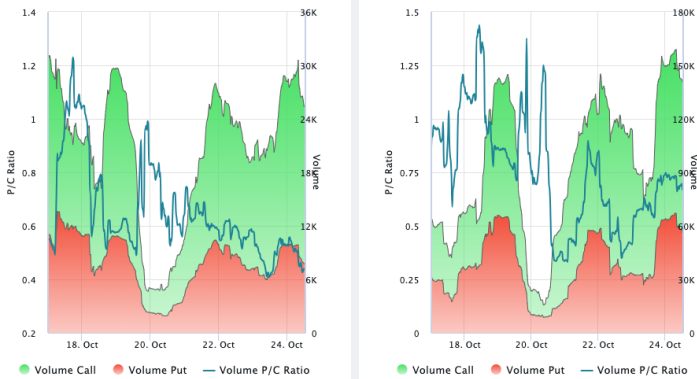


OI Weighted Funding Rate (BTC LHS ; ETH RHS), 1d

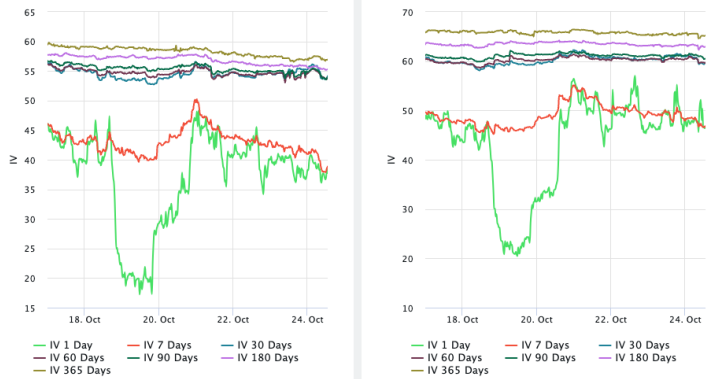
Liquidations (BTC LHS ; ETH RHS), 1d

Crypto Options

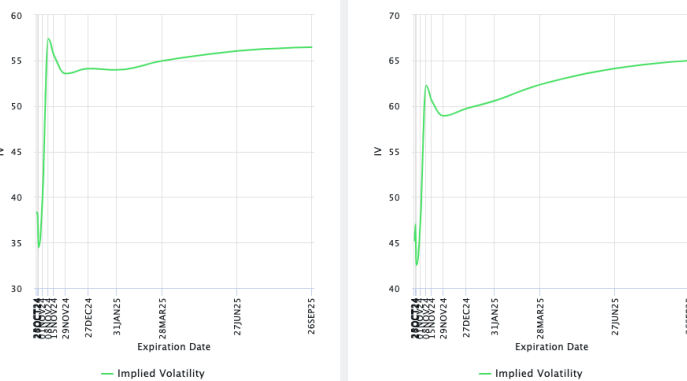
Options Volume & Put/Call Ratio (BTC LHS ; ETH RHS), 1d



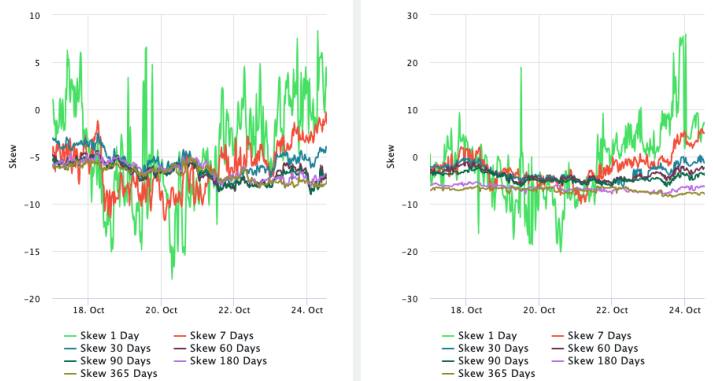
ATM Implied Volatility (BTC LHS ; ETH RHS)



ATM Implied Vol Term Structure (BTC LHS ; ETH RHS)



25 Delta Skew (BTC LHS ; ETH RHS)



About GSR

GSR has over a decade of extensive experience in the crypto market, serving as a trusted liquidity provider and active, multi-stage investor. Our suite of services includes OTC Trading, Derivatives, and Market Making. GSR is actively involved in every major sector of the digital asset ecosystem, working with token issuers, institutional investors, miners, and leading trading venues.

For more information or if we can help with anything, please see gsr.io or contact us at gsr@gsr.io.

Follow GSR for more content: [Twitter](#) [Telegram](#) [LinkedIn](#)

Authors

Brian Rudick, Senior Strategist	Twitter	Telegram
Carlos Guzman, Research Analyst	Twitter	Telegram
Toe Bautista, Research Analyst	Twitter	Telegram

Required Disclosures

This material is provided by GSR (the "Firm") solely for informational purposes, is intended only for sophisticated, institutional investors and does not constitute an offer or commitment, a solicitation of an offer or commitment, or any advice or recommendation, to enter into or conclude any transaction (whether on the terms shown or otherwise), or to provide investment services in any state or country where such an offer or solicitation or provision would be illegal. The Firm is not and does not act as an advisor or fiduciary in providing this material. GSR is not authorized or regulated in the UK by the Financial Conduct Authority. The protections provided by the UK regulatory system will not be available to you. Specifically, information provided herein is intended for institutional persons only and is not suitable for retail persons in the United Kingdom, and no solicitation or recommendation is being made to you in regards to any products or services.

This material is not a research report, and not subject to any of the independence and disclosure standards applicable to research reports prepared pursuant to FINRA or CFTC research rules. This material is not independent of the Firm's proprietary interests, which may conflict with the interests of any counterparty of the Firm. The Firm trades instruments discussed in this material for its own account, may trade contrary to the views expressed in this material, and may have positions in other related instruments.

Information contained herein is based on sources considered to be reliable, but is not guaranteed to be accurate or complete. Any opinions or estimates expressed herein reflect a judgment made by the author(s) as of the date of publication, and are subject to change without notice. Trading and investing in digital assets involves significant risks including price volatility and illiquidity and may not be suitable for all investors. The Firm is not liable whatsoever for any direct or consequential loss arising from the use of this material. Copyright of this material belongs to GSR. Neither this material nor any copy thereof may be taken, reproduced or redistributed, directly or indirectly, without prior written permission of GSR

Notes & Sources

All options data is based on Deribit and derivatives graphics are from Laevidas. Market returns are based on price returns for the following ETFs: VOO, QQQ, EWU, EWG, EWJ, and EWH. Onchain volumes are not considered and thus certain token volumes may be understated (e.g., stETH).

CoinGecko	Santiment	DefiLlama	CoinMarketCap	Laevidas
L2Beat	Google Finance	TradingView	Deribit	WorldCoinIndex
Cryptorank	Investing.com	NFT Price Floor	CryptoSlate	