











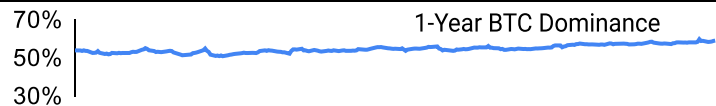
## Crypto Leaderboard

Rank	Name	Ticker	Price	24h	7d	30d	24h Vol \$m	MC \$m	1-Year Chart
1	Bitcoin	BTC	\$68,097	0%	0%	8%	32,402	1,346,473	
2	Ethereum	ETH	\$2,542	0%	-4%	-1%	17,381	305,782	
3	Tether	USDT	\$1.00	0%	0%	0%	35,624	120,257	
4	BNB	BNB	\$592	0%	-1%	1%	641	86,308	
5	Solana	SOL	\$174	-1%	12%	17%	4,291	81,629	
6	USD Coin	USDC	\$1.00	0%	0%	0%	5,079	34,469	
7	XRP Ledger	XRP	\$0.53	-1%	-4%	-10%	975	29,801	
8	Lido stETH	STETH	\$2,538	0%	-3%	-3%	66	24,712	
9	Dogecoin	DOGE	\$0.14	-1%	1%	28%	1,319	20,300	
10	TRON	TRX	\$0.17	2%	5%	11%	450	14,414	

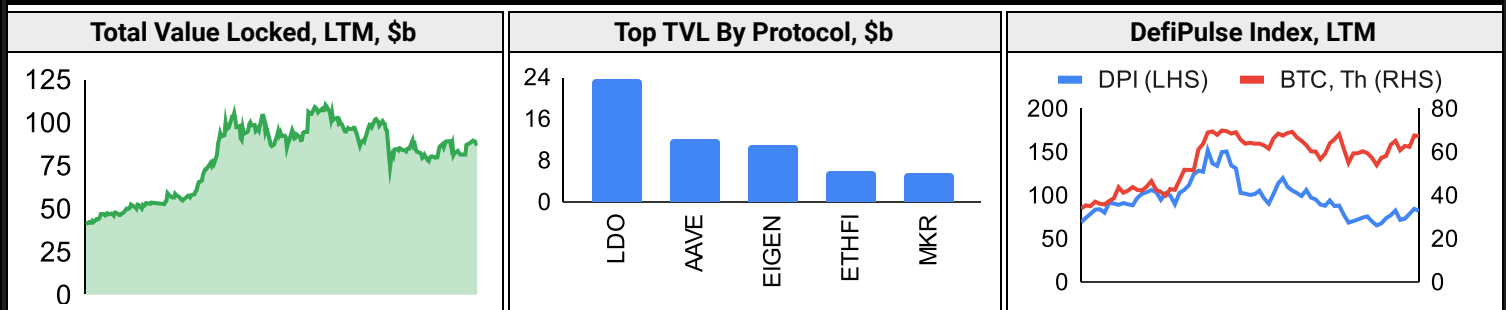
## Top & Bottom Performers - Top 100 Tokens

24h		7 Days		30 Days		90 Days		365 Days	
SAFE	21%	APE	57%	RAY	95%	SUI	144%	OM	6445%
RAY	4%	RAY	37%	MEW	77%	WBT	83%	BONK	4057%
BCH	4%	MEW	18%	WBT	65%	POPCAT	80%	RAY	1400%
LTC	3%	JUP	16%	POPCAT	51%	TAO	59%	TAO	686%
OM	-5%	SEI	-9%	AR	-18%	LDO	-33%	LDO	-41%
SEI	-5%	SUI	-10%	QNT	-19%	JASMY	-41%	ARB	-41%
POPCAT	-6%	BRETT	-10%	KAS	-20%	AR	-42%	QNT	-42%
TIA	-7%	OM	-14%	MKR	-28%	MKR	-58%	MATIC	-44%

## Category Performance

Category	7d	30d	90d	180d	365d	Ecosystem	7d	30d	90d	180d	365d
Meme	-5%	16%	20%	-8%	119%	Tron	1%	-2%	31%	16%	96%
CEXs	13%	5%	3%	-6%	52%	Cosmos	-7%	-3%	-14%	-36%	60%
DEX	3%	5%	-6%	-23%	105%	Avalanche	-1%	-3%	-9%	-21%	35%
Currency	0%	1%	-4%	-17%	23%	Solana	-6%	-4%	-16%	-28%	139%
Smart Contract	-3%	-3%	-6%	-27%	70%	BSC	-7%	-5%	-9%	-30%	53%
Scaling	-3%	-4%	-15%	-48%	26%	Ethereum	-2%	-7%	-14%	-28%	-9%
IoT/Data/Comp.	-2%	-6%	-14%	-30%	75%	Polygon	-7%	-8%	-15%	-33%	17%
Gaming/Entertai	-6%	-9%	-17%	-43%	-14%	Polkadot	-11%	-13%	-17%	-44%	22%
Lending	-3%	-10%	-6%	9%	56%						
Other DeFi	-16%	-12%	-24%	-36%	3%						
Privacy	-15%	-14%	-20%	-24%	-19%						

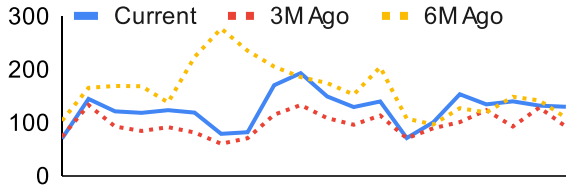
## DeFi



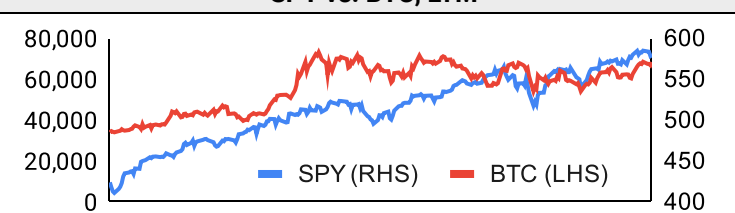
**Trading Volume**

Aggregate Volumes by Product, \$b					Top Derivatives Exchanges, \$m and bps					Top Spot Exchanges, \$m		
Product	1d	7d	30d	O/I	Exchange	1d Vol	O/I	Mkr	Tkr	Exchange	Mkts	1d Vol
Spot	32	188.29	994.27	n/a	Binance	44,056	19,715	2.0	4.0	Binance	1,645	12,596
Perpetuals	107	649	3,490	712	Bybit	19,921	13,950	2.0	5.5	Coinbase	408	2,640
Futures	0	1	6	1	OKX	18,926	6,576	2.0	5.0	Bybit	1,030	4,001
Options	2	13	51	n/a	Bitget	18,357	10,916	2.0	6.0	OKX	776	1,723

Daily Spot Volume, Top 100 Tokens Last 20d, \$b				Top Volume, 1d, \$m		Top Volume, %20d Avg		Low Volume, %20d Avg	
				USDT	56,914	RAY	337%	STETH	0%
				BTC	30,417	PYTH	250%	FTM	50%
				ETH	16,701	MEW	223%	SHIB	57%
				USDC	6,988	JUP	159%	JASMY	61%
				FDUSD	4,028	LEO	145%	PEPE	64%

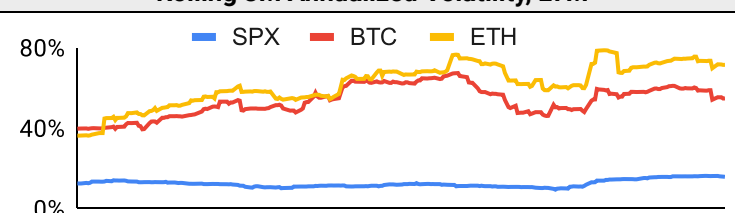
**Traditional Finance**

Global Equity Markets							SPY vs. BTC, LTM	
	US	USGrwth	UK	Germany	Japan	HK		
1D	0%	1%	2%	1%	1%	0%	SPY (RHS)	BTC (LHS)
7D	-1%	0%	0%	-1%	-4%	1%		
90D	6%	6%	15%	5%	-2%	17%		
365D	39%	41%	34%	31%	16%	7%		

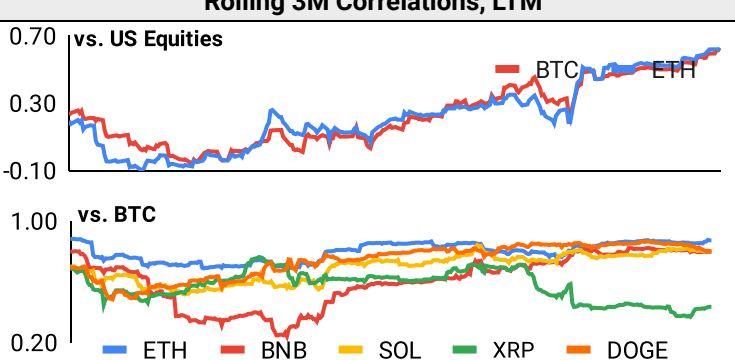
  

10-Year Treasury Yields							Commodities & FX				
	US	Brazil	UK	Germany	Japan	HK	WTI	Gas	Gold	USD/EUR	USD/JPY
Last	4.19%	12.79%	4.26%	2.28%	0.95%	3.10%	71.1	2.53	2,741	0.92	152.0
1d Chg	-0.01	0.00	0.02	0.03	0.00	-0.06	1.2%	0.3%	-0.3%	-0.1%	0.2%

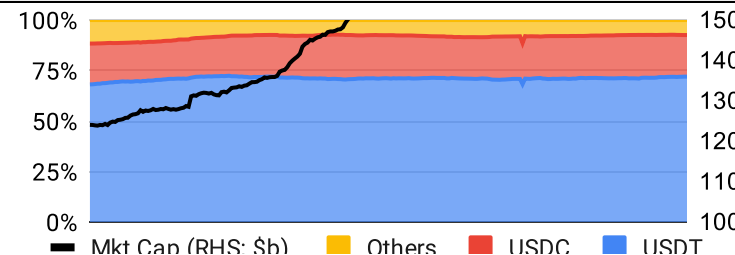
**Volatility**

Annualized Volatility							Rolling 3M Annualized Volatility, LTM			
	BTC	ETH	BNB	SOL	XRP	DOGE				
30D	37%	47%	34%	56%	51%	74%	SPX	BTC	ETH	
90D	52%	65%	49%	72%	65%	73%				
180D	49%	63%	51%	77%	61%	77%				
365D	52%	62%	58%	92%	63%	90%				

**Correlations**

Intra-Crypto Correlations, LTM							Rolling 3M Correlations, LTM				
	BTC	ETH	BNB	SOL	XRP	DOGE					
BTC							vs. US Equities	BTC	ETH		
ETH	0.80						vs. BTC	ETH	BNB	SOL	
BNB	0.61	0.58							XRP	DOGE	
SOL	0.68	0.61	0.48								
XRP	0.55	0.52	0.39	0.48							
DOGE	0.75	0.66	0.50	0.57	0.55						

## Stablecoins

Stablecoin Market Size and Volume, \$m					Stablecoin Dominance (LHS) & Market Cap \$b (RHS), LTM	
Ticker	Price	1d Vol	20d Avg Vol	Market Cap		
USDT	1.00	56,914	54,529	120,130		
USDC	1.00	6,988	5,524	34,418		
DAI	1.00	87	84	5,364		
USDe	1.00	54	52	2,608		
USDD	1.00	2	3	758		
FRAX	1.00	15	8	647		

## Ethereum Mainnet & Layer 2s

Mainnet & Layer 2 Transactions (m/day) and L2 TVL (\$m)					Transactions (m/day), Rolling 90-Day Average, LTM					
Network	1d	30d Avg	TVL	Tech Type						
Xai	5.7	164.8								
Base	5.7	164.7		Optimistic Rollup						
Gravity	2.4	79.6		Optimium						
Taiko	3.5	54.1		Optimistic Rollup						
Arbitrum One	2.1	52.8		Optimistic Rollup						
PlayBlock	1.6	42.8								
Ethereum	1.1	35.1	-	mainnet						
PoP Apex	0.9	30.6								
OP Mainnet	0.9	23.4		Optimistic Rollup						
Blast	0.6	18.2		Optimistic Rollup						

Layer 2 Token Performance & Market Cap (\$b)					
	IMX	STX	ARB	OP	MNT
24h Return	-2%	-1%	-2%	+0.99%	+0.65%
Market Cap	2.9	2.7	2.2	2.2	2.0

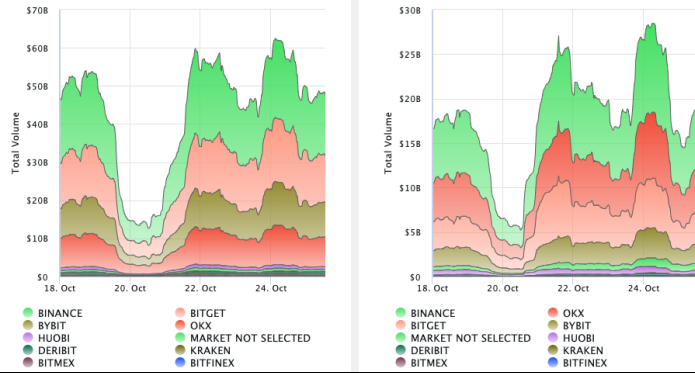
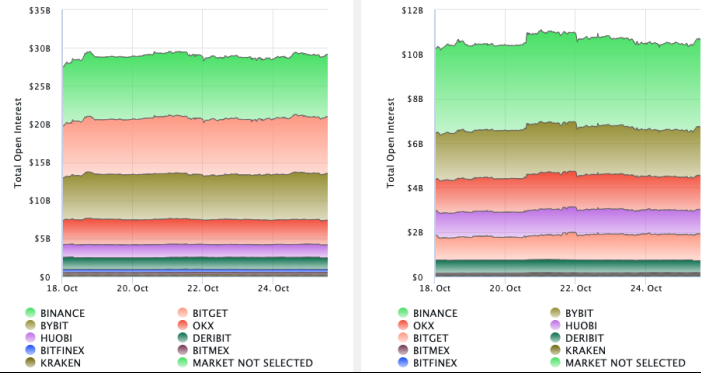
## NFTs and DAOs

NFT Collection Stats (\$; Volume, MC in \$m)						DAO Treasury Amount (\$m) and Composition					
Collection	Floor	% Listed	3M Ret.	3M Vol	Market Cap	DAO	Treasury	Stables	BTC/ETH	Own Tokens	Other
CryptoPunks	66,718	40%	-16%	107,993	667	Uniswap	3,182	0%	0%	100%	0%
Bored Ape Yacht Club	#VALUE!	54%	-1%	50,486	296	Mantle	2,098	1%	17%	81%	2%
Pudgy Penguins	22,748	58%	-33%	44,454	202	Arbitrum	1,629	0%	2%	98%	0%
Azuki	12,935	41%	3%	16,090	129	ENS	1,304	2%	6%	88%	4%
Autoglyphs	251,639	33%	-38%	485	129	Optimism	1,269	0%	0%	100%	0%
Milady Maker	12,148	53%	-30%	29,678	122	Ethereum	683	0%	100%	0%	0%
Bitcoin Puppets	9,496	66%	39%	16,114	95	Gnosis	397	7%	14%	50%	29%
NodeMonkes	9,251	55%	0%	20,660	93	Merit Circle	366	6%	0%	92%	2%
Mutant Ape Yacht Club	4,725	60%	-8%	21,114	92	Golem	354	0%	87%	13%	0%
Chromie Squiggle	7,498	28%	-37%	1,108	75	Olympus	243	74%	0%	26%	0%

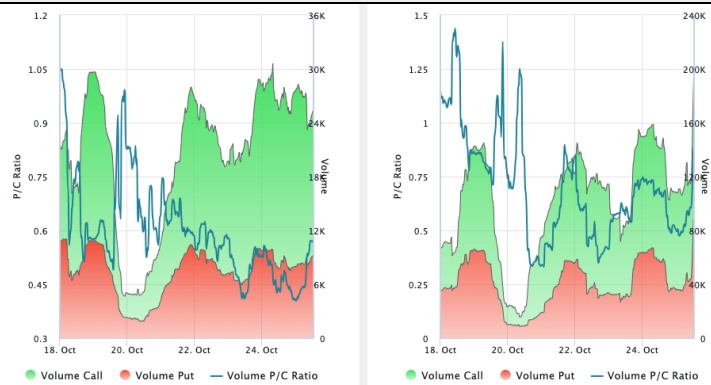
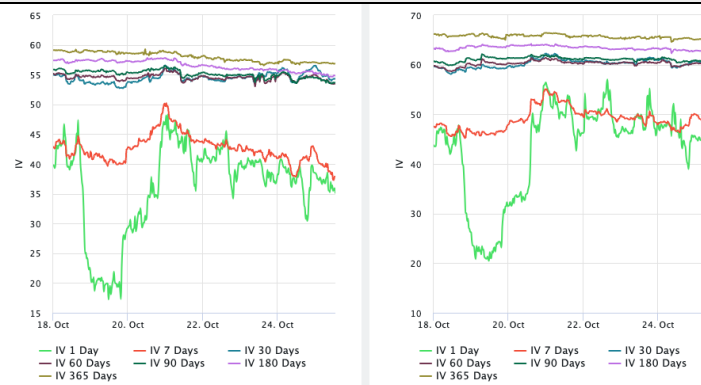
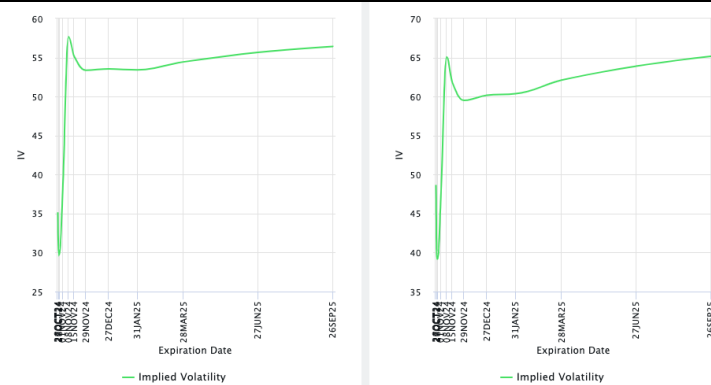
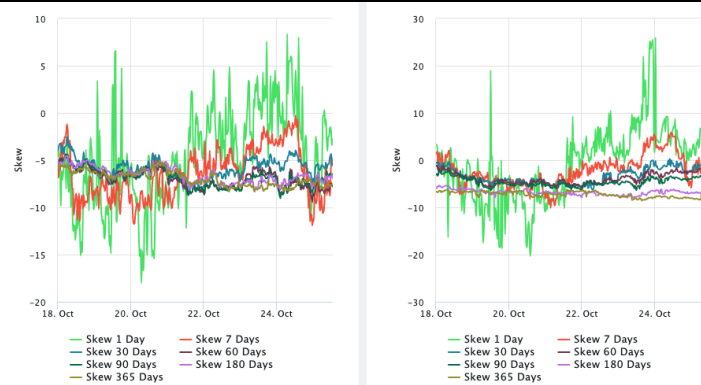
## Crypto News

- [Microsoft Shareholders Want It To Buy Bitcoin, Say MicroStrategy Shares Outperformed - Benzinga](#)
- [Bitcoin ETF Holdings Push Steadily Toward the 1 Million BTC Threshold - Bitcoin.com News](#)
- [Indo-Pacific Nations Outpacing the US in Crypto Regulation, SEC Commissioner Says – Regulation Bitcoin News - Bitcoin.com News](#)
- [Metaplanet Adopts MicroStrategy's Bitcoin Metric to Boost Shareholder Transparency - Decrypt](#)
- [Memecoin search interest and market performance steals spotlight from Bitcoin - Cointelegraph](#)
- [India mulls new crypto ban to support CBDC, Lazarus Group strikes again: Asia Express - Cointelegraph](#)
- [Chainlink Expands to Bitcoin, Helping Original Blockchain With Its Layer-2 Shift - CoinDesk](#)
- [Jito DAO may start taking in MEV fees - Blockworks](#)
- [Uniswap collabs with Across for cross-chain swaps - Blockworks](#)

## Crypto Futures

**Futures Volume (BTC LHS ; ETH RHS), 1d**

**Futures Open Interest (BTC LHS ; ETH RHS)**

**OI Weighted Funding Rate (BTC LHS ; ETH RHS), 1d**
**Liquidations (BTC LHS ; ETH RHS), 1d**

## Crypto Options

**Options Volume & Put/Call Ratio (BTC LHS ; ETH RHS), 1d**

**ATM Implied Volatility (BTC LHS ; ETH RHS)**

**ATM Implied Vol Term Structure (BTC LHS ; ETH RHS)**

**25 Delta Skew (BTC LHS ; ETH RHS)**


**About GSR**

GSR has over a decade of extensive experience in the crypto market, serving as a trusted liquidity provider and active, multi-stage investor. Our suite of services includes OTC Trading, Derivatives, and Market Making. GSR is actively involved in every major sector of the digital asset ecosystem, working with token issuers, institutional investors, miners, and leading trading venues.

For more information or if we can help with anything, please see [gsr.io](https://gsr.io) or contact us at [gsr@gsr.io](mailto:gsr@gsr.io).

Follow GSR for more content: [Twitter](#) [Telegram](#) [LinkedIn](#)

**Authors**

Brian Rudick, Senior Strategist	<a href="#">Twitter</a>	<a href="#">Telegram</a>
Carlos Guzman, Research Analyst	<a href="#">Twitter</a>	<a href="#">Telegram</a>
Toe Bautista, Research Analyst	<a href="#">Twitter</a>	<a href="#">Telegram</a>

**Required Disclosures**

This material is provided by GSR (the "Firm") solely for informational purposes, is intended only for sophisticated, institutional investors and does not constitute an offer or commitment, a solicitation of an offer or commitment, or any advice or recommendation, to enter into or conclude any transaction (whether on the terms shown or otherwise), or to provide investment services in any state or country where such an offer or solicitation or provision would be illegal. The Firm is not and does not act as an advisor or fiduciary in providing this material. GSR is not authorized or regulated in the UK by the Financial Conduct Authority. The protections provided by the UK regulatory system will not be available to you. Specifically, information provided herein is intended for institutional persons only and is not suitable for retail persons in the United Kingdom, and no solicitation or recommendation is being made to you in regards to any products or services.

This material is not a research report, and not subject to any of the independence and disclosure standards applicable to research reports prepared pursuant to FINRA or CFTC research rules. This material is not independent of the Firm's proprietary interests, which may conflict with the interests of any counterparty of the Firm. The Firm trades instruments discussed in this material for its own account, may trade contrary to the views expressed in this material, and may have positions in other related instruments.

Information contained herein is based on sources considered to be reliable, but is not guaranteed to be accurate or complete. Any opinions or estimates expressed herein reflect a judgment made by the author(s) as of the date of publication, and are subject to change without notice. Trading and investing in digital assets involves significant risks including price volatility and illiquidity and may not be suitable for all investors. The Firm is not liable whatsoever for any direct or consequential loss arising from the use of this material. Copyright of this material belongs to GSR. Neither this material nor any copy thereof may be taken, reproduced or redistributed, directly or indirectly, without prior written permission of GSR

**Notes & Sources**

All options data is based on Deribit and derivatives graphics are from Laevidas. Market returns are based on price returns for the following ETFs: VOO, QQQ, EWU, EWG, EWJ, and EWH. Onchain volumes are not considered and thus certain token volumes may be understated (e.g., stETH).

CoinGecko	Santiment	DefiLlama	CoinMarketCap	Laevidas
L2Beat	Google Finance	TradingView	Deribit	WorldCoinIndex
Cryptorank	Investing.com	NFT Price Floor	CryptoSlate	