











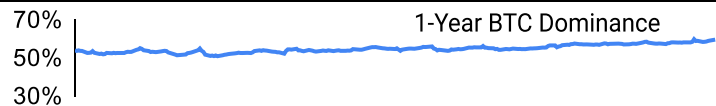
## Crypto Leaderboard

Rank	Name	Ticker	Price	24h	7d	30d	24h Vol \$m	MC \$m	1-Year Chart
1	Bitcoin	BTC	\$68,917	2%	2%	5%	23,850	1,362,771	
2	Ethereum	ETH	\$2,531	2%	-5%	-5%	13,141	304,736	
3	Tether	USDT	\$1.00	0%	0%	0%	38,073	120,469	
4	BNB	BNB	\$596	2%	-1%	-1%	585	86,971	
5	Solana	SOL	\$178	1%	7%	13%	3,762	83,474	
6	USD Coin	USDC	\$1.00	0%	0%	0%	3,747	34,745	
7	XRP Ledger	XRP	\$0.52	1%	-5%	-15%	703	29,589	
8	Lido stETH	STETH	\$2,530	2%	-7%	-7%	30	24,680	
9	Dogecoin	DOGE	\$0.15	6%	2%	14%	1,890	21,523	
10	TRON	TRX	\$0.16	-1%	3%	6%	355	14,182	

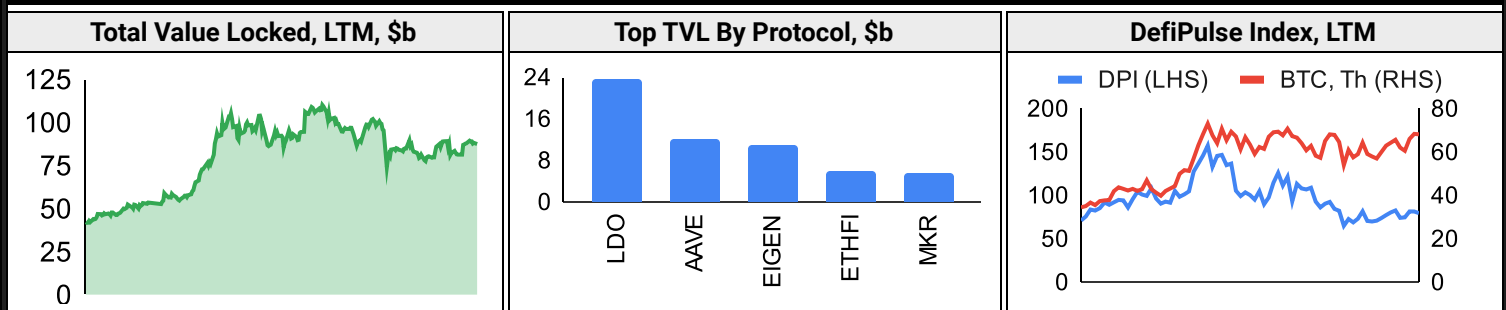
## Top & Bottom Performers - Top 100 Tokens

24h		7 Days		30 Days		90 Days		365 Days	
SPX	21%	RAY	33%	RAY	87%	SUI	141%	OM	6517%
BRETT	11%	POPCAT	19%	POPCAT	67%	POPCAT	114%	BONK	3604%
OM	9%	RUNE	12%	WBT	60%	WBT	82%	RAY	1595%
AAVE	7%	SOL	7%	MEW	59%	TAO	62%	PEPE	677%
RAY	-3%	GALA	-14%	IMX	-26%	KAS	-39%	QNT	-41%
HNT	-4%	SEI	-15%	KAS	-28%	JASMY	-41%	LDO	-43%
MEW	-4%	IMX	-15%	AR	-28%	AR	-46%	ARB	-45%
SUI	-5%	SUI	-16%	MKR	-34%	MKR	-60%	MATIC	-49%

## Category Performance

Category	7d	30d	90d	180d	365d	Ecosystem	7d	30d	90d	180d	365d
CEXs	-2%	2%	6%	-4%	51%	Cosmos	-8%	-4%	-5%	-28%	76%
Privacy	-5%	-4%	-7%	-12%	-7%	Tron	-1%	-5%	31%	17%	78%
DEX	-4%	-4%	-6%	-18%	110%	Solana	-9%	-10%	-15%	-24%	147%
Currency	-3%	-6%	-9%	-14%	15%	BSC	-12%	-13%	-8%	-27%	42%
Meme	-9%	-6%	17%	-3%	114%	Avalanche	-6%	-14%	-11%	-19%	26%
Smart Contract	-7%	-11%	-8%	-25%	56%	Ethereum	-7%	-16%	-16%	-25%	-13%
Lending	-1%	-12%	-4%	3%	53%	Polygon	-14%	-16%	-16%	-32%	7%
IoT/Data/Comp.	-8%	-13%	-12%	-28%	59%	Polkadot	-18%	-19%	-17%	-43%	12%
Scaling	-10%	-15%	-16%	-48%	17%						
Gaming/Entertai	-19%	-18%	-18%	-43%	-25%						
Other DeFi	-13%	-22%	-22%	-32%	-7%						

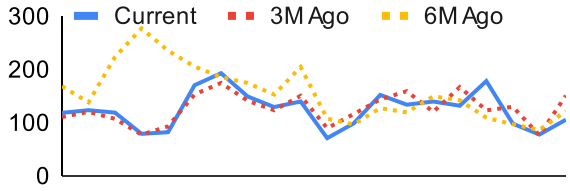
## DeFi



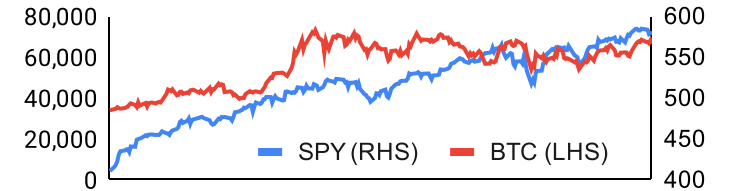
## Trading Volume

Aggregate Volumes by Product, \$b					Top Derivatives Exchanges, \$m and bps					Top Spot Exchanges, \$m		
Product	1d	7d	30d	O/I	Exchange	1d Vol	O/I	Mkr	Tkr	Exchange	Mkts	1d Vol
Spot	26	213.25	997.47	n/a	Binance	37,372	19,571	2.0	4.0	Binance	1,645	10,260
Perpetuals	88	717	3,460	720	Bybit	14,913	13,617	2.0	5.5	Coinbase	408	1,635
Futures	0	1	6	1	OKX	16,205	6,606	2.0	5.0	Bybit	1,031	3,965
Options	1	12	48	n/a	Bitget	14,279	10,669	2.0	6.0	OKX	778	1,330

Daily Spot Volume, Top 100 Tokens Last 20d, \$b				Top Volume, 1d, \$m		Top Volume, %20d Avg		Low Volume, %20d Avg	
				USDT	46,063	RETH	391%	METH	21%
				BTC	23,527	RAY	300%	STETH	46%
				ETH	13,540	OM	211%	FET	51%
				USDC	5,039	BGB	164%	MATIC	51%
				FDUSD	3,587	POPCAT	145%	WBTC	54%

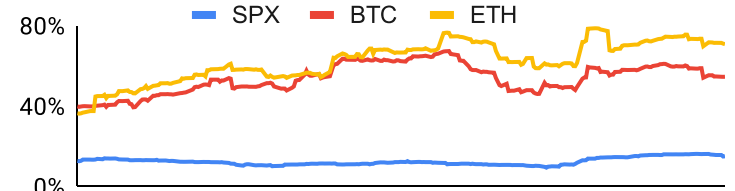
## Traditional Finance

Global Equity Markets							SPY vs. BTC, LTM				
	US	USGrwth	UK	Germany	Japan	HK					
1D	0%	1%	0%	0%	0%	0%					
7D	-1%	0%	1%	-2%	-4%	-1%					
90D	6%	7%	15%	5%	-2%	18%					
365D	40%	44%	33%	32%	17%	8%					

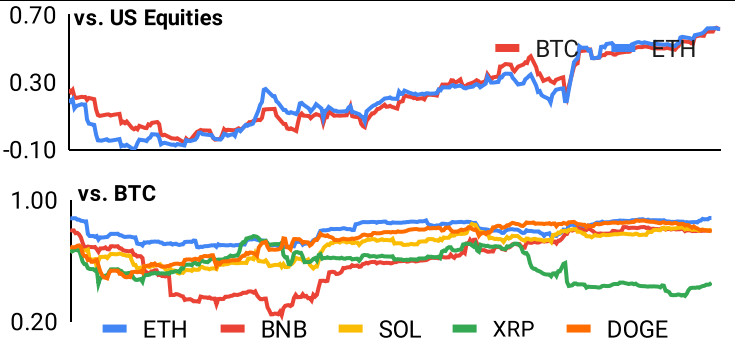
  

10-Year Treasury Yields							Commodities & FX					
	US	Brazil	UK	Germany	Japan	HK		WTI	Gas	Gold	USD/EUR	USD/JPY
Last	4.25%	12.70%	4.27%	2.27%	0.97%	3.17%	Last	67.4	2.89	2,744	0.92	152.6
1d Chg	0.02	0.00	0.03	-0.02	0.00	-0.06	1d % Chg	-6.1%	-6.7%	-0.4%	-0.2%	0.2%

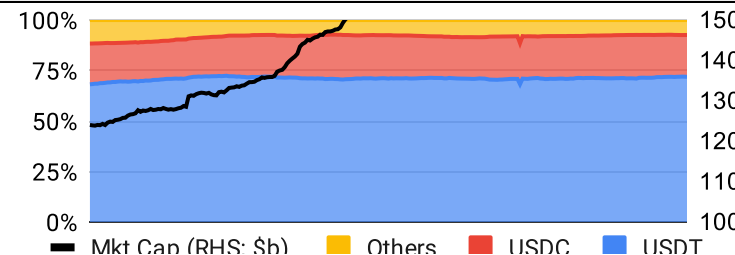
## Volatility

Annualized Volatility							Rolling 3M Annualized Volatility, LTM				
	BTC	ETH	BNB	SOL	XRP	DOGE					
30D	37%	48%	36%	61%	53%	75%					
90D	52%	66%	49%	74%	65%	75%					
180D	49%	63%	51%	77%	61%	78%					
365D	52%	62%	58%	92%	63%	91%					

## Correlations

Intra-Crypto Correlations, LTM							Rolling 3M Correlations, LTM				
	BTC	ETH	BNB	SOL	XRP	DOGE					
BTC											
ETH	0.80										
BNB	0.61	0.59									
SOL	0.68	0.61	0.48								
XRP	0.55	0.52	0.39	0.48							
DOGE	0.76	0.66	0.50	0.57	0.55						

## Stablecoins

Stablecoin Market Size and Volume, \$m					Stablecoin Dominance (LHS) & Market Cap \$b (RHS), LTM	
Ticker	Price	1d Vol	20d Avg Vol	Market Cap		
USDT	1.00	46,063	54,500	120,200		
USDC	1.00	5,039	5,578	34,689		
DAI	1.00	64	82	5,364		
USDe	1.00	26	48	2,620		
USDD	1.00	3	3	759		
FRAX	1.00	4	7	648		

## Ethereum Mainnet & Layer 2s

Mainnet & Layer 2 Transactions (m/day) and L2 TVL (\$m)					Transactions (m/day), Rolling 90-Day Average, LTM					
Network	1d	30d Avg	TVL	Tech Type						
Base	6.0	168.7		Optimistic Rollup						
Xai	5.2	163.6								
Gravity	2.1	76.0		Optimium						
Taiko	3.9	61.5		Optimistic Rollup						
Arbitrum One	1.9	53.6		Optimistic Rollup						
PlayBlock	1.3	42.7								
Ethereum	1.0	34.8	-	mainnet						
PoP Apex	0.9	29.9								
OP Mainnet	0.7	23.2		Optimistic Rollup						
Blast	0.6	18.3		Optimistic Rollup						

Layer 2 Token Performance & Market Cap (\$b)					
	STX	IMX	ARB	OP	MNT
24h Return	+5.16%	-1%	+2.32%	+2.02%	0%
Market Cap	2.7	2.6	2.1	2.0	2.0

## NFTs and DAOs

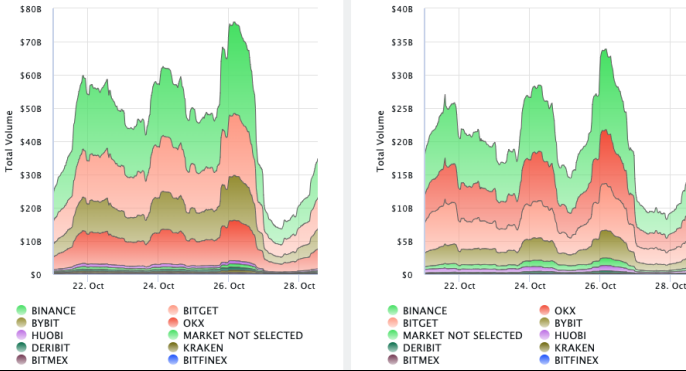
NFT Collection Stats (\$; Volume, MC in \$m)						DAO Treasury Amount (\$m) and Composition					
Collection	Floor	% Listed	3M Ret.	3M Vol	Market Cap	DAO	Treasury	Stables	BTC/ETH	Own Tokens	Other
CryptoPunks	67,341	40%	-14%	107,817	673	Uniswap	2,974	0%	0%	100%	0%
Bored Ape Yacht Club	#VALUE!	54%	-1%	49,883	291	Mantle	2,052	1%	17%	80%	2%
Pudgy Penguins	22,491	58%	-27%	44,624	200	Arbitrum	1,525	0%	2%	98%	0%
Autoglyphs	249,993	33%	-34%	485	128	ENS	1,235	2%	6%	88%	4%
Azuki	12,178	40%	0%	15,904	122	Optimism	1,195	0%	0%	100%	0%
Milady Maker	10,816	53%	-35%	29,252	108	Ethereum	679	0%	100%	0%	0%
Mutant Ape Yacht Club	4,640	60%	-6%	20,985	91	Gnosis	390	7%	13%	52%	28%
Bitcoin Puppets	8,498	66%	47%	15,638	85	Golem	352	0%	88%	12%	0%
NodeMonkes	8,388	55%	6%	20,080	84	Merit Circle	342	6%	0%	92%	2%
Chromie Squiggle	7,449	28%	-38%	1,103	75	Olympus	242	74%	0%	25%	0%

## Crypto News

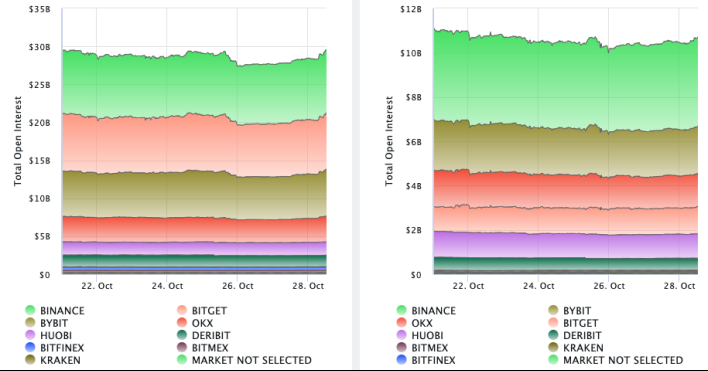
- [Bitcoin price push through \\$68K adds strength to SOL, DOGE, RUNE and BGB - Cointelegraph](#)
- [Central Banks Are Increasingly Studying Bitcoin - Forbes](#)
- [Plan B Initiative Unveils Satoshi Nakamoto Statue at 3rd Annual Plan B Forum in Lugano - Tether.io](#)
- [Binance in Nigeria: Charges dropped against cryptocurrency executive Tigran Gambaryan - BBC.com](#)
- [Microsoft to hold BTC on its balance sheet? - Blockworks](#)
- [AI bots turbocharge Solana trading metrics - Blockworks](#)
- [Chainlink brings data feeds to Bitcoin L2 Spiderchain - Blockworks](#)
- [Hong Kong Exchanges and Clearing to Launch Crypto Index in November - CoinDesk](#)
- [MicroStrategy's Current Premium Relative to Its Bitcoin Stack Is Unlikely to Last: Steno Research - CoinDesk](#)

## Crypto Futures

### Futures Volume (BTC LHS ; ETH RHS), 1d



### Futures Open Interest (BTC LHS ; ETH RHS)

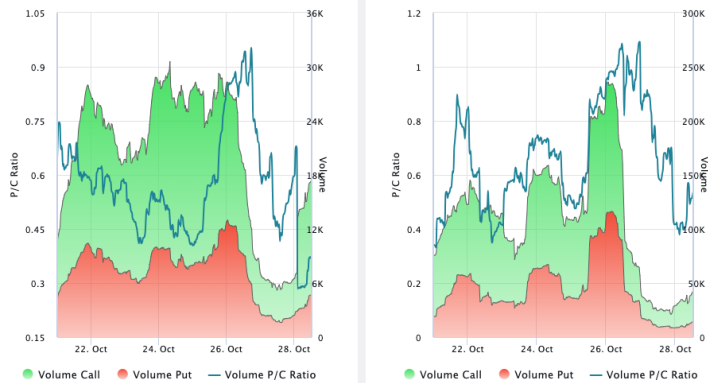


### OI Weighted Funding Rate (BTC LHS ; ETH RHS), 1d

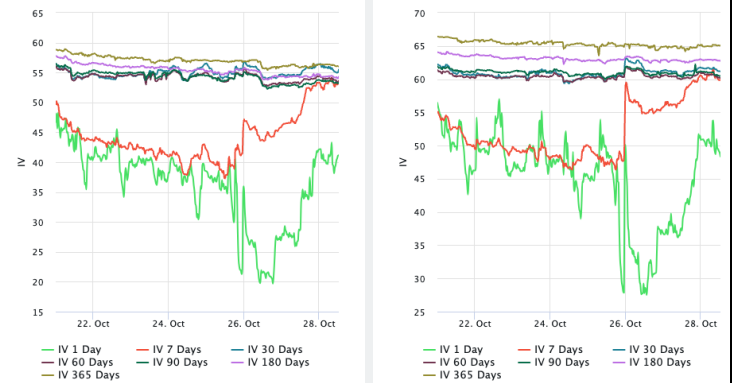
### Liquidations (BTC LHS ; ETH RHS), 1d

## Crypto Options

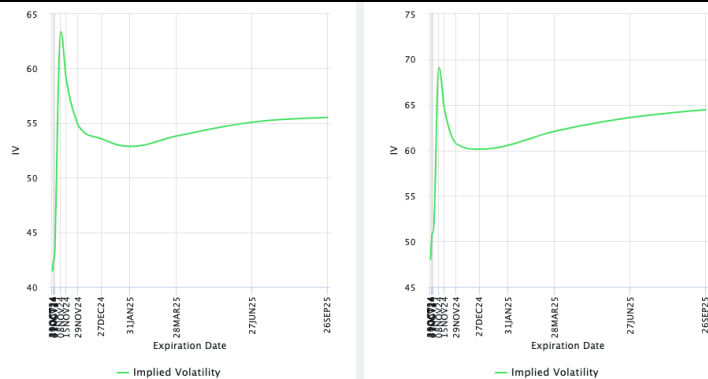
### Options Volume & Put/Call Ratio (BTC LHS ; ETH RHS), 1d



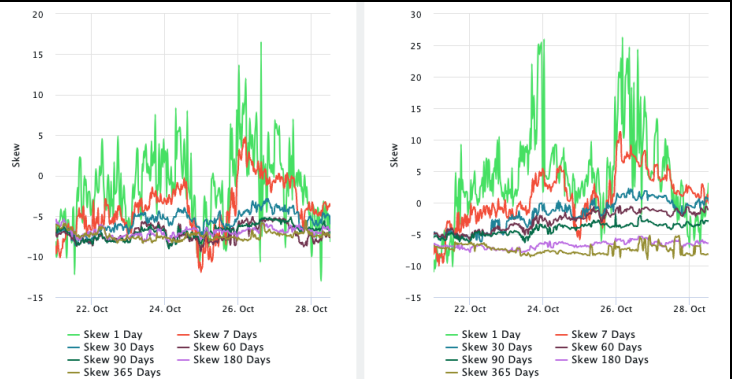
### ATM Implied Volatility (BTC LHS ; ETH RHS)



### ATM Implied Vol Term Structure (BTC LHS ; ETH RHS)



### 25 Delta Skew (BTC LHS ; ETH RHS)



## About GSR

GSR has over a decade of extensive experience in the crypto market, serving as a trusted liquidity provider and active, multi-stage investor. Our suite of services includes OTC Trading, Derivatives, and Market Making. GSR is actively involved in every major sector of the digital asset ecosystem, working with token issuers, institutional investors, miners, and leading trading venues.

For more information or if we can help with anything, please see [gsr.io](https://gsr.io) or contact us at [gsr@gsr.io](mailto:gsr@gsr.io).

Follow GSR for more content: [Twitter](#) [Telegram](#) [LinkedIn](#)

## Authors

Brian Rudick, Senior Strategist	<a href="#">Twitter</a>	<a href="#">Telegram</a>
Carlos Guzman, Research Analyst	<a href="#">Twitter</a>	<a href="#">Telegram</a>
Toe Bautista, Research Analyst	<a href="#">Twitter</a>	<a href="#">Telegram</a>

## Required Disclosures

This material is provided by GSR (the "Firm") solely for informational purposes, is intended only for sophisticated, institutional investors and does not constitute an offer or commitment, a solicitation of an offer or commitment, or any advice or recommendation, to enter into or conclude any transaction (whether on the terms shown or otherwise), or to provide investment services in any state or country where such an offer or solicitation or provision would be illegal. The Firm is not and does not act as an advisor or fiduciary in providing this material. GSR is not authorized or regulated in the UK by the Financial Conduct Authority. The protections provided by the UK regulatory system will not be available to you. Specifically, information provided herein is intended for institutional persons only and is not suitable for retail persons in the United Kingdom, and no solicitation or recommendation is being made to you in regards to any products or services.

This material is not a research report, and not subject to any of the independence and disclosure standards applicable to research reports prepared pursuant to FINRA or CFTC research rules. This material is not independent of the Firm's proprietary interests, which may conflict with the interests of any counterparty of the Firm. The Firm trades instruments discussed in this material for its own account, may trade contrary to the views expressed in this material, and may have positions in other related instruments.

Information contained herein is based on sources considered to be reliable, but is not guaranteed to be accurate or complete. Any opinions or estimates expressed herein reflect a judgment made by the author(s) as of the date of publication, and are subject to change without notice. Trading and investing in digital assets involves significant risks including price volatility and illiquidity and may not be suitable for all investors. The Firm is not liable whatsoever for any direct or consequential loss arising from the use of this material. Copyright of this material belongs to GSR. Neither this material nor any copy thereof may be taken, reproduced or redistributed, directly or indirectly, without prior written permission of GSR

## Notes & Sources

All options data is based on Deribit and derivatives graphics are from Laevidas. Market returns are based on price returns for the following ETFs: VOO, QQQ, EWU, EWG, EWJ, and EWH. Onchain volumes are not considered and thus certain token volumes may be understated (e.g., stETH).

CoinGecko	Santiment	DefiLlama	CoinMarketCap	Laevidas
L2Beat	Google Finance	TradingView	Deribit	WorldCoinIndex
Cryptorank	Investing.com	NFT Price Floor	CryptoSlate	