











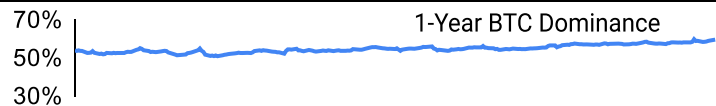
## Crypto Leaderboard

Rank	Name	Ticker	Price	24h	7d	30d	24h Vol \$m	MC \$m	1-Year Chart
1	Bitcoin	BTC	\$71,233	4%	6%	9%	51,292	1,408,613	
2	Ethereum	ETH	\$2,626	4%	0%	-1%	22,298	316,182	
3	Tether	USDT	\$1.00	0%	0%	0%	58,103	120,385	
4	BNB	BNB	\$605	2%	2%	1%	723	88,339	
5	Solana	SOL	\$180	1%	7%	13%	4,654	84,579	
6	USD Coin	USDC	\$1.00	0%	0%	0%	6,725	34,671	
7	XRP Ledger	XRP	\$0.52	1%	-2%	-18%	1,109	29,818	
8	Lido stETH	STETH	\$2,623	4%	0%	-1%	50	25,583	
9	Dogecoin	DOGE	\$0.17	13%	19%	33%	4,434	24,280	
10	TRON	TRX	\$0.16	0%	3%	5%	359	14,201	

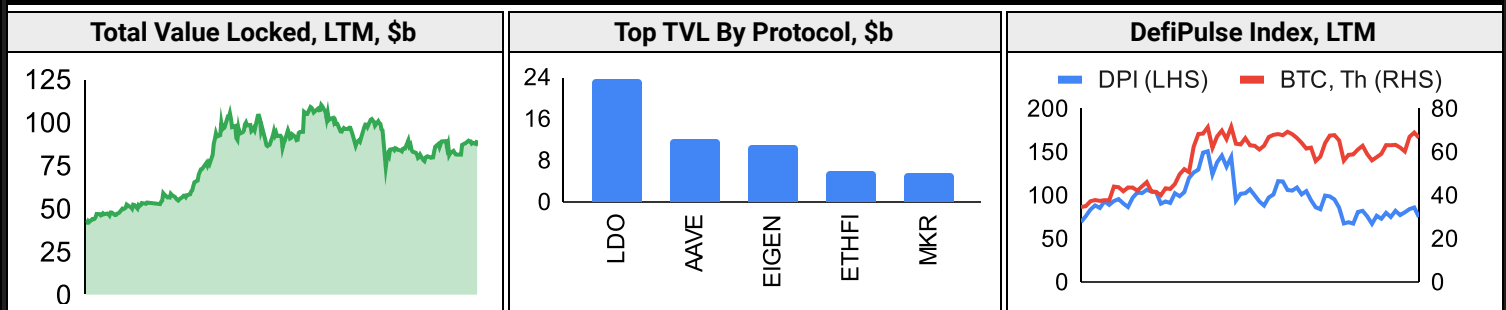
## Top & Bottom Performers - Top 100 Tokens

24h		7 Days		30 Days		90 Days		365 Days	
SUI	17%	RAY	23%	POPCAT	73%	SUI	182%	OM	6371%
DOGE	13%	POPCAT	20%	RAY	68%	POPCAT	161%	BONK	2992%
PENDLE	12%	DOGE	19%	WBT	63%	WBT	84%	RAY	1520%
ENA	12%	RUNE	15%	MEW	61%	TAO	82%	PEPE	713%
SPX	-1%	AR	-10%	IMX	-23%	JASMY	-34%	ATOM	-44%
USDS	-2%	TIA	-13%	KAS	-29%	AR	-43%	ARB	-45%
RAY	-3%	GALA	-14%	AR	-29%	KAS	-43%	POL	-49%
KAS	-3%	KAS	-15%	MKR	-33%	MKR	-60%	MATIC	-49%

## Category Performance

Category	7d	30d	90d	180d	365d	Ecosystem	7d	30d	90d	180d	365d
Meme	1%	5%	30%	1%	130%	Cosmos	-2%	-2%	-1%	-27%	75%
Privacy	-3%	-1%	-4%	-13%	-6%	Tron	-1%	-4%	37%	18%	82%
DEX	-1%	-3%	1%	-17%	107%	Solana	-4%	-10%	-10%	-25%	140%
Currency	2%	-3%	-3%	-11%	20%	Avalanche	-4%	-10%	-7%	-18%	28%
CEXs	0%	-4%	10%	-3%	54%	Polygon	-7%	-11%	-8%	-29%	14%
Lending	4%	-7%	1%	6%	60%	Ethereum	-3%	-12%	-12%	-23%	-10%
Smart Contract	-3%	-8%	-2%	-24%	58%	BSC	-10%	-12%	-5%	-27%	43%
Gaming/Entertai	-8%	-9%	-6%	-37%	7%	Polkadot	-10%	-13%	-6%	-38%	22%
IoT/Data/Comp.	-5%	-11%	-8%	-29%	56%						
Scaling	-5%	-11%	-10%	-47%	22%						
Other DeFi	-14%	-17%	-18%	-31%	-3%						

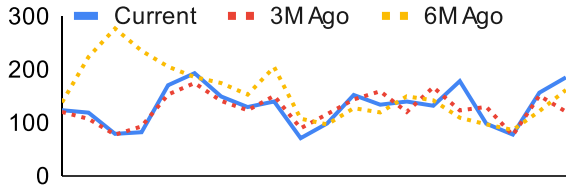
## DeFi



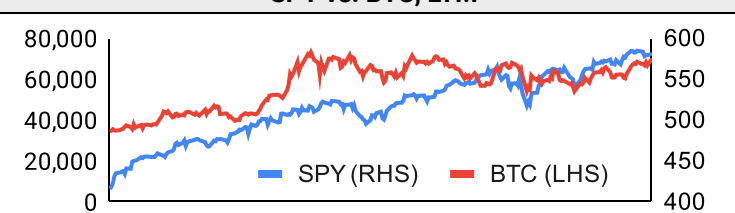
## Trading Volume

Aggregate Volumes by Product, \$b					Top Derivatives Exchanges, \$m and bps					Top Spot Exchanges, \$m		
Product	1d	7d	30d	O/I	Exchange	1d Vol	O/I	Mkr	Tkr	Exchange	Mkts	1d Vol
Spot	47	212.68	1010	n/a	Binance	61,140	21,139	2.0	4.0	Binance	1,645	18,154
Perpetuals	164	710	3,510	768	Bybit	26,404	14,378	2.0	5.5	Coinbase	408	3,104
Futures	0	1	6	1	OKX	26,842	7,043	2.0	5.0	Bybit	1,032	5,071
Options	3	13	52	n/a	Bitget	25,349	11,311	2.0	6.0	OKX	780	2,711

Daily Spot Volume, Top 100 Tokens Last 20d, \$b				Top Volume, 1d, \$m		Top Volume, %20d Avg		Low Volume, %20d Avg	
				USDT	79,218	BSV	252%	EETH	17%
				BTC	48,535	STX	250%	WEETH	23%
				ETH	21,346	DOGE	242%	EZETH	48%
				USDC	8,661	RUNE	211%	METH	60%
				FDUSD	5,596	RAY	198%	WSTETH	74%

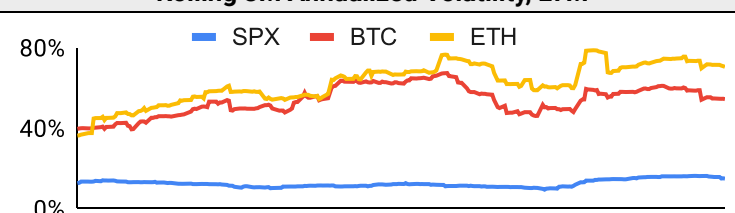
## Traditional Finance

Global Equity Markets							SPY vs. BTC, LTM				
	US	USGrwth	UK	Germany	Japan	HK					
1D	0%	0%	1%	1%	1%	1%					
7D	0%	0%	2%	0%	-2%	2%					
90D	7%	8%	16%	6%	-2%	19%					
365D	42%	43%	33%	33%	17%	8%					

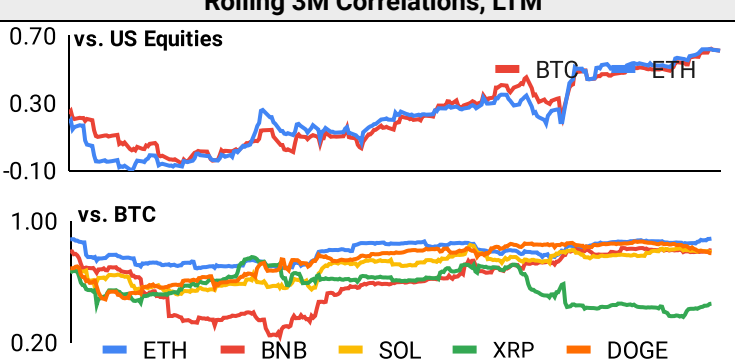
  

10-Year Treasury Yields							Commodities & FX					
	US	Brazil	UK	Germany	Japan	HK	Last	WTI	Gas	Gold	USD/EUR	USD/JPY
Last	4.33%	12.70%	4.34%	2.33%	0.98%	3.15%	Last	68.4	2.82	2,762	0.93	153.9
1d Chg	0.04	0.00	0.08	0.05	0.00	-0.06	1d % Chg	1.5%	-1.5%	0.2%	0.3%	0.4%

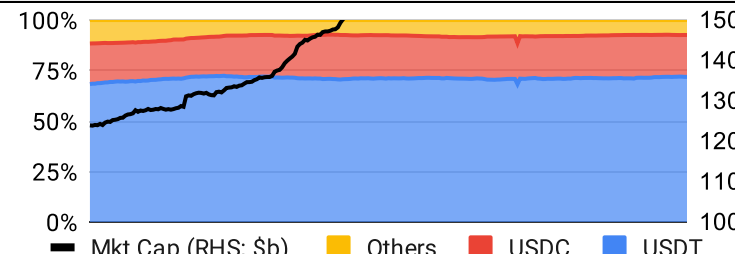
## Volatility

Annualized Volatility							Rolling 3M Annualized Volatility, LTM			
	BTC	ETH	BNB	SOL	XRP	DOGE				
30D	38%	49%	36%	61%	50%	83%				
90D	52%	66%	49%	74%	65%	78%				
180D	49%	63%	51%	77%	61%	80%				
365D	52%	62%	58%	92%	63%	91%				

## Correlations

Intra-Crypto Correlations, LTM							Rolling 3M Correlations, LTM				
	BTC	ETH	BNB	SOL	XRP	DOGE					
BTC											
ETH	0.80										
BNB	0.61	0.59									
SOL	0.68	0.61	0.48								
XRP	0.55	0.53	0.39	0.48							
DOGE	0.76	0.66	0.50	0.57	0.55						

## Stablecoins

Stablecoin Market Size and Volume, \$m					Stablecoin Dominance (LHS) & Market Cap \$b (RHS), LTM	
Ticker	Price	1d Vol	20d Avg Vol	Market Cap		
USDT	1.00	79,218	56,908	120,264		
USDC	1.00	8,661	5,877	34,694		
DAI	1.00	102	85	5,365		
USDe	1.00	36	49	2,690		
USDD	1.00	3	2	755		
FRAX	1.00	5	8	647		

## Ethereum Mainnet & Layer 2s

Mainnet & Layer 2 Transactions (m/day) and L2 TVL (\$m)					Transactions (m/day), Rolling 90-Day Average, LTM																													
Network	1d	30d Avg	TVL	Tech Type																														
Base	6.3	169.8		Optimistic Rollup	<table border="1"> <thead> <tr> <th colspan="6">Layer 2 Token Performance &amp; Market Cap (\$b)</th> </tr> <tr> <th></th> <th>STX</th> <th>IMX</th> <th>ARB</th> <th>OP</th> <th>MNT</th> </tr> </thead> <tbody> <tr> <td>24h Return</td> <td>+5.32%</td> <td>+5.79%</td> <td>+2.38%</td> <td>+4.60%</td> <td>+3.06%</td> </tr> <tr> <td>Market Cap</td> <td>2.8</td> <td>2.8</td> <td>2.1</td> <td>2.1</td> <td>2.0</td> </tr> </tbody> </table>						Layer 2 Token Performance & Market Cap (\$b)							STX	IMX	ARB	OP	MNT	24h Return	+5.32%	+5.79%	+2.38%	+4.60%	+3.06%	Market Cap	2.8	2.8	2.1	2.1	2.0
Layer 2 Token Performance & Market Cap (\$b)																																		
	STX	IMX	ARB	OP							MNT																							
24h Return	+5.32%	+5.79%	+2.38%	+4.60%							+3.06%																							
Market Cap	2.8	2.8	2.1	2.1							2.0																							
Xai	5.7	163.6																																
Gravity	2.6	75.5		Optimium																														
Taiko	3.6	63.7		Optimistic Rollup																														
Arbitrum One	2.3	54.5		Optimistic Rollup																														
PlayBlock	1.6	43.0																																
Ethereum	1.1	34.7	-	mainnet																														
PoP Apex	0.9	29.7																																
OP Mainnet	0.8	23.3		Optimistic Rollup																														
Blast	0.6	18.2		Optimistic Rollup																														

## NFTs and DAOs

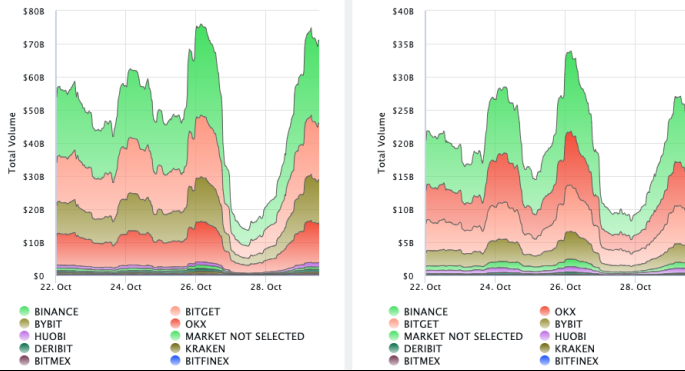
NFT Collection Stats (\$; Volume, MC in \$m)						DAO Treasury Amount (\$m) and Composition					
Collection	Floor	% Listed	3M Ret.	3M Vol	Market Cap	DAO	Treasury	Stables	BTC/ETH	Own Tokens	Other
CryptoPunks	69,446	40%	-12%	107,870	695	Uniswap	3,174	0%	0%	100%	0%
Bored Ape Yacht Club	30,560	54%	2%	49,473	306	Mantle	2,128	1%	17%	80%	2%
Pudgy Penguins	23,413	58%	-24%	44,306	208	Arbitrum	1,557	0%	2%	98%	0%
Autoglyphs	260,443	33%	-30%	485	133	ENS	1,290	2%	6%	88%	4%
Azuki	12,628	40%	7%	15,963	126	Optimism	1,254	0%	0%	100%	0%
Milady Maker	12,187	53%	-22%	29,264	122	Ethereum	712	0%	100%	0%	0%
Bitcoin Puppets	10,281	66%	102%	15,710	103	Gnosis	388	7%	14%	51%	28%
NodeMonkes	10,225	55%	42%	20,053	102	Golem	364	0%	88%	12%	0%
Mutant Ape Yacht Club	4,799	60%	-3%	21,084	94	Merit Circle	344	6%	1%	92%	2%
Chromie Squiggle	7,761	28%	-34%	1,110	78	Olympus	243	74%	0%	26%	0%

## Crypto News

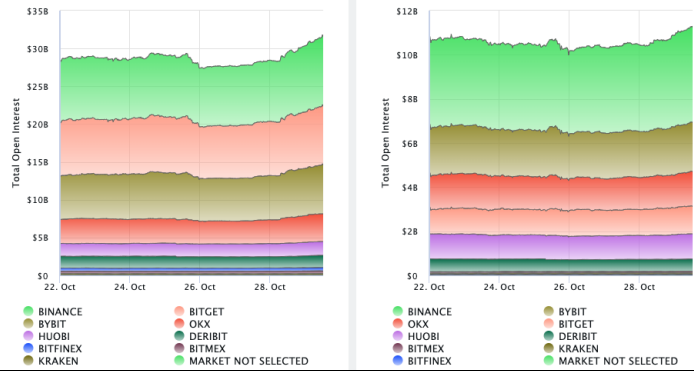
- [Bitcoin Prices Break Past \\$70,000 To Reach Highest Point Since June - Forbes](#)
- [This Japanese Company Is Playing The Michael Saylor's Bitcoin Strategy - Forbes](#)
- [MicroStrategy's Current Premium Relative to Its Bitcoin Stack Is Unlikely to Last: Steno Research - Yahoo Finance](#)
- [Dogecoin Lifts 15% Amid Rising Odds Of Trump Victory In Betting Markets And Expectations Of Elon Musk Heading 'DOGE' Department - Benz](#)
- [Tether blasts report that stablecoin giant is under investigation for money laundering, sanctions violations - Fortune](#)
- [Major earnings week sets up stocks for potentially breakout - Blockworks](#)
- [Solana wallets buckle as 2.8M addresses angle for Grass airdrop - Blockworks](#)
- [As BIS Mulls Shutting Down mBridge, Its Innovation Hub Calls The Project a 'Public Good' - CoinDesk](#)
- [Dogecoin Bets Spike to \\$1.3B as Trump Popularity Sees DOGE Rocket 15% - CoinDesk](#)

## Crypto Futures

### Futures Volume (BTC LHS ; ETH RHS), 1d



### Futures Open Interest (BTC LHS ; ETH RHS)

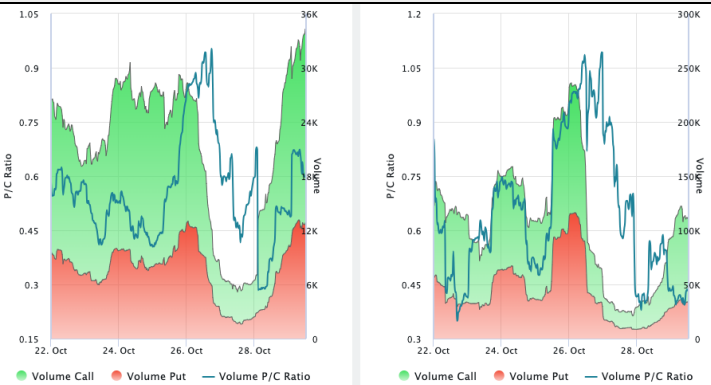


### OI Weighted Funding Rate (BTC LHS ; ETH RHS), 1d

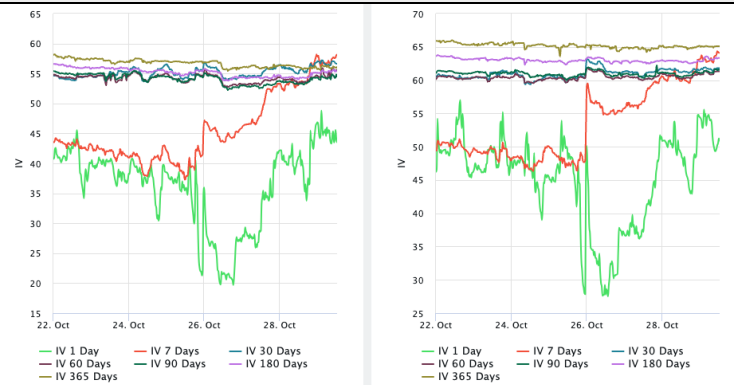
### Liquidations (BTC LHS ; ETH RHS), 1d

## Crypto Options

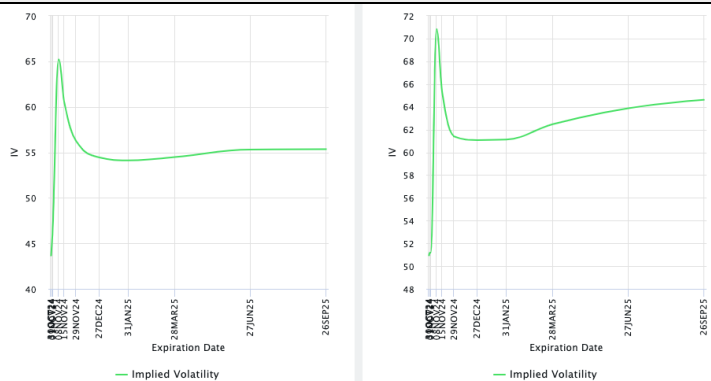
### Options Volume & Put/Call Ratio (BTC LHS ; ETH RHS), 1d



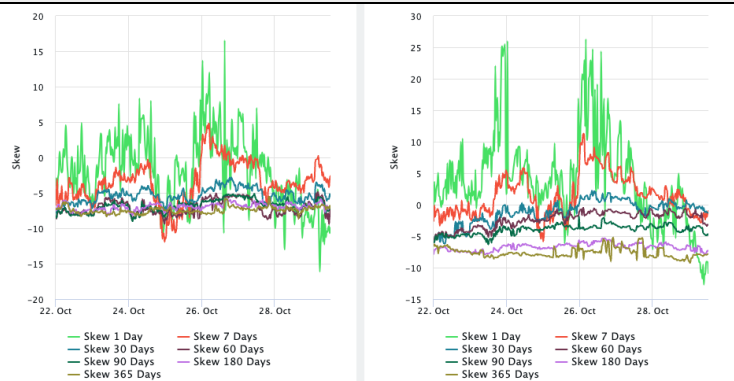
### ATM Implied Volatility (BTC LHS ; ETH RHS)



### ATM Implied Vol Term Structure (BTC LHS ; ETH RHS)



### 25 Delta Skew (BTC LHS ; ETH RHS)



## About GSR

GSR has over a decade of extensive experience in the crypto market, serving as a trusted liquidity provider and active, multi-stage investor. Our suite of services includes OTC Trading, Derivatives, and Market Making. GSR is actively involved in every major sector of the digital asset ecosystem, working with token issuers, institutional investors, miners, and leading trading venues.

For more information or if we can help with anything, please see [gsr.io](https://gsr.io) or contact us at [gsr@gsr.io](mailto:gsr@gsr.io).

Follow GSR for more content: [Twitter](#) [Telegram](#) [LinkedIn](#)

## Authors

Brian Rudick, Senior Strategist	<a href="#">Twitter</a>	<a href="#">Telegram</a>
Carlos Guzman, Research Analyst	<a href="#">Twitter</a>	<a href="#">Telegram</a>
Toe Bautista, Research Analyst	<a href="#">Twitter</a>	<a href="#">Telegram</a>

## Required Disclosures

This material is provided by GSR (the "Firm") solely for informational purposes, is intended only for sophisticated, institutional investors and does not constitute an offer or commitment, a solicitation of an offer or commitment, or any advice or recommendation, to enter into or conclude any transaction (whether on the terms shown or otherwise), or to provide investment services in any state or country where such an offer or solicitation or provision would be illegal. The Firm is not and does not act as an advisor or fiduciary in providing this material. GSR is not authorized or regulated in the UK by the Financial Conduct Authority. The protections provided by the UK regulatory system will not be available to you. Specifically, information provided herein is intended for institutional persons only and is not suitable for retail persons in the United Kingdom, and no solicitation or recommendation is being made to you in regards to any products or services.

This material is not a research report, and not subject to any of the independence and disclosure standards applicable to research reports prepared pursuant to FINRA or CFTC research rules. This material is not independent of the Firm's proprietary interests, which may conflict with the interests of any counterparty of the Firm. The Firm trades instruments discussed in this material for its own account, may trade contrary to the views expressed in this material, and may have positions in other related instruments.

Information contained herein is based on sources considered to be reliable, but is not guaranteed to be accurate or complete. Any opinions or estimates expressed herein reflect a judgment made by the author(s) as of the date of publication, and are subject to change without notice. Trading and investing in digital assets involves significant risks including price volatility and illiquidity and may not be suitable for all investors. The Firm is not liable whatsoever for any direct or consequential loss arising from the use of this material. Copyright of this material belongs to GSR. Neither this material nor any copy thereof may be taken, reproduced or redistributed, directly or indirectly, without prior written permission of GSR

## Notes & Sources

All options data is based on Deribit and derivatives graphics are from Laevidas. Market returns are based on price returns for the following ETFs: VOO, QQQ, EWU, EWG, EWJ, and EWH. Onchain volumes are not considered and thus certain token volumes may be understated (e.g., stETH).

CoinGecko	Santiment	DefiLlama	CoinMarketCap	Laevidas
L2Beat	Google Finance	TradingView	Deribit	WorldCoinIndex
Cryptorank	Investing.com	NFT Price Floor	CryptoSlate	