











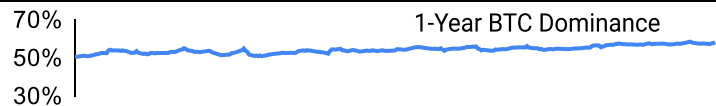
Crypto Leaderboard

Rank	Name	Ticker	Price	24h	7d	30d	24h Vol \$m	MC \$m	1-Year Chart
1	Bitcoin	BTC	\$60,327	-1%	-7%	5%	39,461	1,191,201	
2	Ethereum	ETH	\$2,350	-3%	-11%	-3%	21,892	282,369	
3	Tether	USDT	\$1.00	0%	0%	0%	68,644	119,947	
4	BNB	BNB	\$540	0%	-10%	4%	933	78,507	
5	Solana	SOL	\$136	-5%	-13%	6%	3,885	63,677	
6	USD Coin	USDC	\$1.00	0%	0%	0%	8,904	35,638	
7	XRP Ledger	XRP	\$0.52	-10%	-12%	-6%	3,505	29,486	
8	Lido stETH	STETH	\$2,347	-3%	-11%	-4%	68	23,003	
9	Dogecoin	DOGE	\$0.10	-1%	-12%	7%	955	15,089	
10	TRON	TRX	\$0.15	0%	0%	2%	498	13,349	

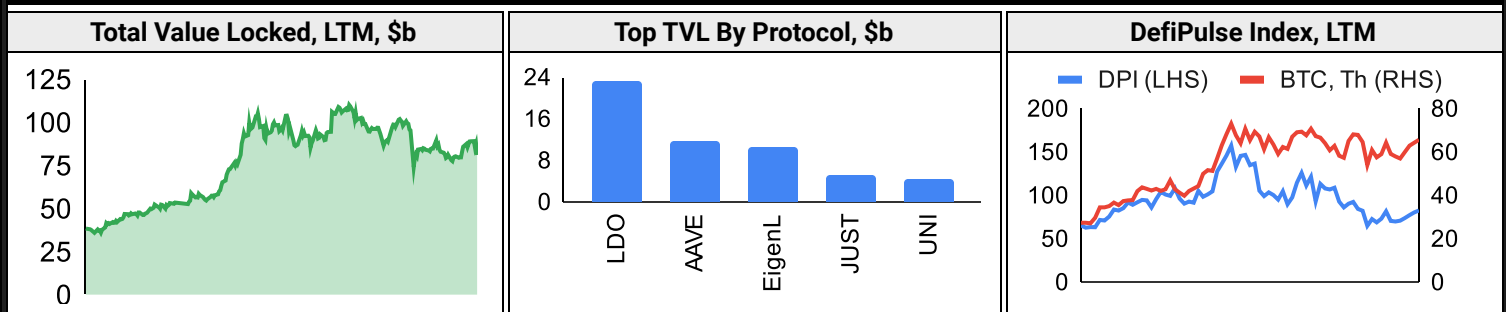
Top & Bottom Performers - Top 100 Tokens

24h		7 Days		30 Days		90 Days		365 Days	
APT	12%	SUI	14%	SUI	139%	SUI	191%	BONK	9734%
FLR	5%	W	14%	TAO	98%	HNT	122%	OM	6382%
SUI	3%	APT	4%	POPCAT	78%	TAO	120%	PEPE	1105%
STX	2%	BONK	1%	W	70%	POPCAT	87%	TAO	832%
XRP	-10%	BRETT	-20%	KAS	-8%	ONDO	-32%	MATIC	-34%
CFX	-11%	JUP	-21%	AR	-13%	BRETT	-34%	LDO	-35%
BEAM	-11%	AR	-23%	MKR	-15%	LDO	-35%	ATOM	-38%
ENA	-13%	TIA	-24%	XMR	-21%	MKR	-36%	ARB	-41%

Category Performance

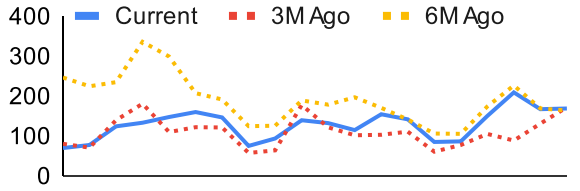
Category	7d	30d	90d	180d	365d	Ecosystem	7d	30d	90d	180d	365d
Meme	-15%	27%	9%	-38%	174%	BSC	-13%	32%	17%	-36%	60%
Lending	-17%	12%	1%	-25%	64%	Polkadot	-13%	30%	13%	-44%	40%
Smart Contract	-13%	11%	6%	-42%	78%	Polygon	-12%	19%	7%	-44%	36%
CEXs	0%	10%	13%	-15%	53%	Cosmos	-15%	11%	-1%	-48%	91%
Scaling	-16%	5%	-9%	-63%	17%	Avalanche	-13%	6%	-3%	-43%	38%
DEX	-14%	5%	-6%	-52%	59%	Ethereum	-13%	3%	-10%	-48%	-4%
IoT/Data/Comp.	-16%	1%	4%	-47%	85%	Solana	-20%	-2%	-12%	-54%	99%
Currency	-12%	-1%	7%	-39%	22%	Tron	-10%	-12%	28%	7%	104%
Gaming/Entertai	-24%	-3%	-16%	-63%	-15%						
Other DeFi	-13%	-4%	-13%	-50%	23%						
Privacy	-27%	-21%	-17%	-47%	-25%						

DeFi

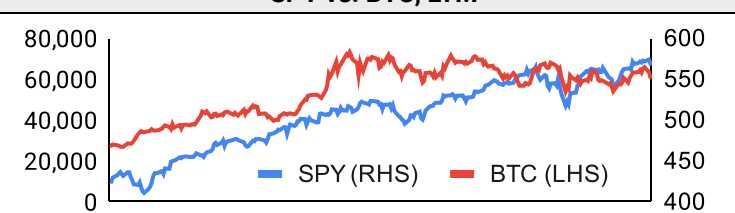


Trading Volume

Aggregate Volumes by Product, \$b					Top Derivatives Exchanges, \$m and bps				Top Spot Exchanges, \$m			
Product	1d	7d	30d	O/I	Exchange	1d Vol	O/I	Mkr	Tkr	Exchange	Mkts	1d Vol
Spot	46	240.37	914.17	n/a	Binance	62,511	16,001	2.0	4.0	Binance	1,683	17,683
Perpetuals	155	849	3,450	478	Bybit	27,803	10,809	2.0	5.5	Coinbase	405	2,133
Futures	0	2	14	1	OKX	25,452	5,370	2.0	5.0	Bybit	1,005	5,679
Options	2	12	44	n/a	Bitget	23,616	8,596	2.0	6.0	OKX	733	2,334

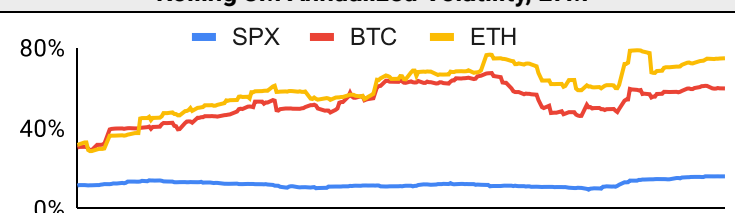
Daily Spot Volume, Top 100 Tokens Last 20d, \$b				Top Volume, 1d, \$m		Top Volume, %20d Avg		Low Volume, %20d Avg	
				USDT	70,457	RETH	570%	EZETH	36%
				BTC	41,055	FLR	472%	LEO	48%
				ETH	20,775	W	337%	KCS	72%
				USDC	7,331	APT	229%	TIA	76%
				FDUSD	6,685	METH	227%	KAS	78%

Traditional Finance

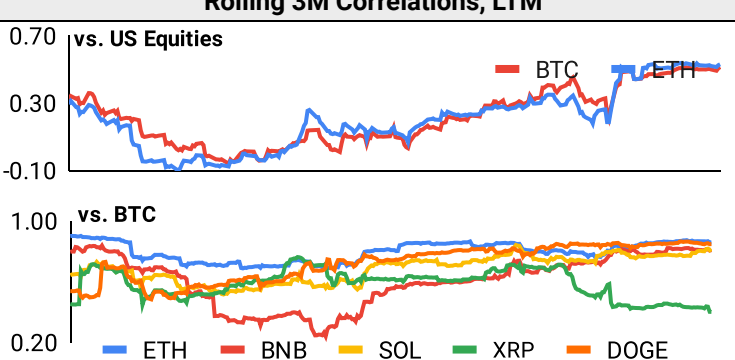
Global Equity Markets							SPY vs. BTC, LTM	
	US	USGrwth	UK	Germany	Japan	HK		
1D	0%	0%	0%	0%	-1%	5%	SPY (RHS)	BTC (LHS)
7D	-1%	-1%	-1%	1%	0%	15%		
90D	3%	-2%	14%	7%	3%	29%		
365D	35%	36%	14%	30%	21%	19%		

10-Year Treasury Yields							Commodities & FX				
	US	Brazil	UK	Germany	Japan	HK	WTI	Gas	Gold	USD/EUR	USD/JPY
Last	3.82%	12.30%	4.06%	2.15%	0.84%	2.81%	71.9	2.95	2,667	0.91	146.6
1d Chg	0.03	0.00	0.03	0.04	0.01	-0.06	2.6%	2.4%	-0.1%	0.1%	0.1%

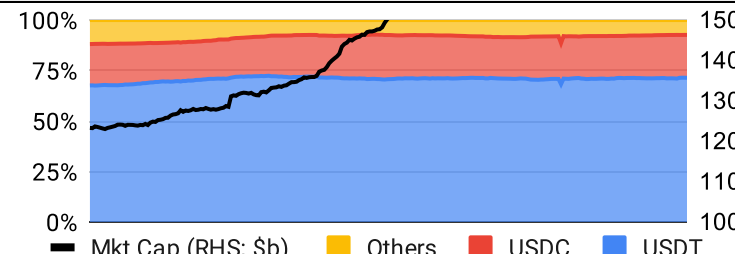
Volatility

Annualized Volatility							Rolling 3M Annualized Volatility, LTM				
	BTC	ETH	BNB	SOL	XRP	DOGE					
30D	42%	53%	44%	62%	60%	74%	SPX	BTC	ETH		
90D	54%	67%	55%	80%	78%	79%					
180D	51%	66%	53%	82%	66%	81%					
365D	52%	62%	58%	94%	63%	90%					

Correlations

Intra-Crypto Correlations, LTM							Rolling 3M Correlations, LTM		
	BTC	ETH	BNB	SOL	XRP	DOGE			
BTC							vs. US Equities	BTC	ETH
ETH	0.80						vs. BTC	ETH	BNB
BNB	0.61	0.59							SOL
SOL	0.68	0.61	0.47						XRP
XRP	0.55	0.52	0.39	0.47					DOGE
DOGE	0.76	0.67	0.50	0.57	0.55				

Stablecoins

Stablecoin Market Size and Volume, \$m					Stablecoin Dominance (LHS) & Market Cap \$b (RHS), LTM	
Ticker	Price	1d Vol	20d Avg Vol	Market Cap		
USDT	1.00	70,457	55,444	119,621		
USDC	1.00	7,331	5,676	35,577		
DAI	1.00	87	75	5,365		
USDe	1.00	118	56	2,533		
USDD	1.00	3	3	735		
PYUSD	1.00	24	20	716		

Ethereum Mainnet & Layer 2s

Mainnet & Layer 2 Transactions (m/day) and L2 TVL (\$m)					Transactions (m/day), Rolling 90-Day Average, LTM					
Network	1d	30d Avg	TVL	Tech Type						
Xai	5.3	218.9								
Base	4.8	139.3		Optimistic Rollup						
Gravity	3.2	91.4		Optimium						
Taiko	2.0	55.1		Optimistic Rollup						
Arbitrum One	2.0	50.1		Optimistic Rollup						
PlayBlock	1.5	37.3								
PoP Apex	1.1	35.6								
Ethereum	1.2	34.2	-	mainnet						
WINR	0.4	27.0								
Immutable X	0.3	22.5		Validium						

Layer 2 Token Performance & Market Cap (\$b)					
	IMX	STX	MNT	MATIC	ARB
24h Return	-4%	+0.30%	-3%	0%	-3%
Market Cap	3.0	2.6	1.9	1.1	671.7

NFTs and DAOs

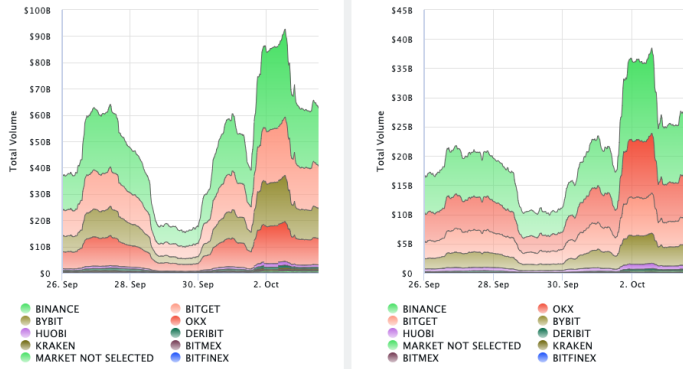
NFT Collection Stats (\$; Volume, MC in \$m)						DAO Treasury Amount (\$m) and Composition					
Collection	Floor	% Listed	3M Ret.	3M Vol	Market Cap	DAO	Treasury	Stables	BTC/ETH	Own Tokens	Other
CryptoPunks	64,127	12%	-19%	50,313	641	Uniswap	2,634	0%	0%	100%	0%
Bored Ape Yacht C	25,284	3%	-3%	46,438	253	Mantle	2,296	2%	22%	73%	2%
Pudgy Penguins	23,216	2%	-18%	45,811	206	Arbitrum	1,684	0%	1%	99%	0%
Azuki	12,119	2%	22%	17,994	121	ENS	1,187	0%	0%	91%	9%
Autoglyphs	232,632	1%	30%	253	119	Optimism	1,177	0%	0%	100%	0%
NodeMonkes	9,621	14%	19%	23,232	96	Ethereum	637	0%	100%	0%	0%
Mutant Ape Yacht	4,155	3%	-14%	20,425	81	Golem	329	0%	87%	13%	0%
Chromie Squiggle	7,395	2%	-30%	1,277	74	Merit Circle	303	7%	1%	91%	1%
Milady Maker	6,817	5%	-53%	28,778	68	Gnosis	299	7%	20%	46%	27%
Mad Lads	6,407	4%	-28%	15,771	64	Olympus	240	75%	0%	24%	0%

Crypto News

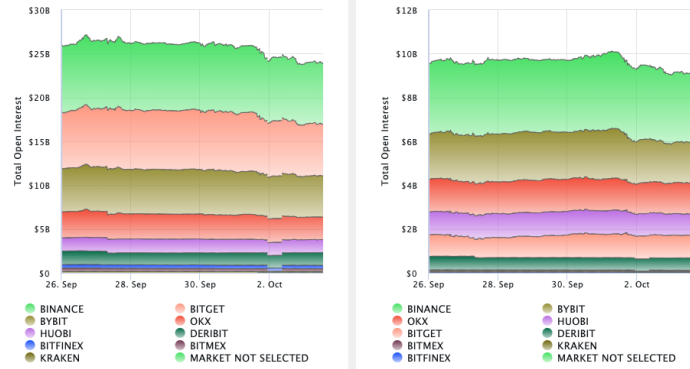
- [Bitcoin Crumbles to \\$60K, Giving Up Most Post-Fed Rate Cut Gains - CoinDesk](#)
- [Visa to help banks test tokenized assets, smart contracts - Blockworks](#)
- [Robinhood is seeing 'a lot of engagement' from retail users - Blockworks](#)
- [PayPal's stablecoin flows out of Solana as incentives wane - Blockworks](#)
- [Critics question the transparency and true float of EIGEN tokens - Blockworks](#)
- [CFTC Subcommittee Sends Up Recommendations for Letting Firms Use Tokenized Shares as Collateral: Bloomberg - CoinDesk](#)
- [SEC Files Notice of Appeal in Case Against Ripple - CoinDesk](#)
- [SEC Enforcement Director Gurbir Grewal Is Leaving the Agency - CoinDesk](#)
- [Kamala Harris's Unrealized Capital Gains Tax Would Hurt All Crypto Investors - CoinDesk](#)

Crypto Futures

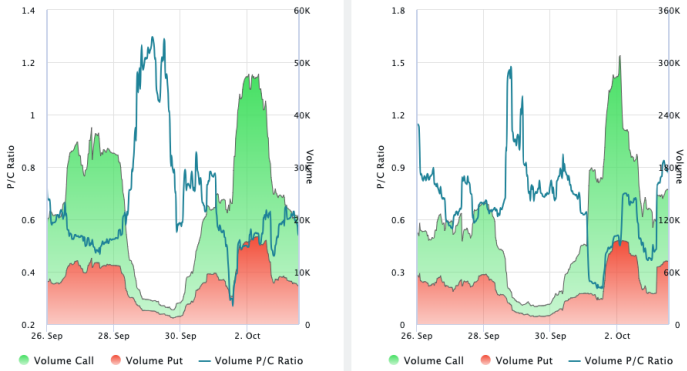
Futures Volume (BTC LHS ; ETH RHS), 1d



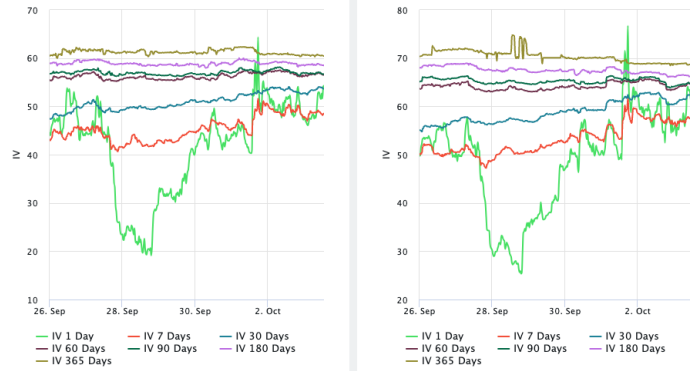
Futures Open Interest (BTC LHS ; ETH RHS)



OI Weighted Funding Rate (BTC LHS ; ETH RHS), 1d

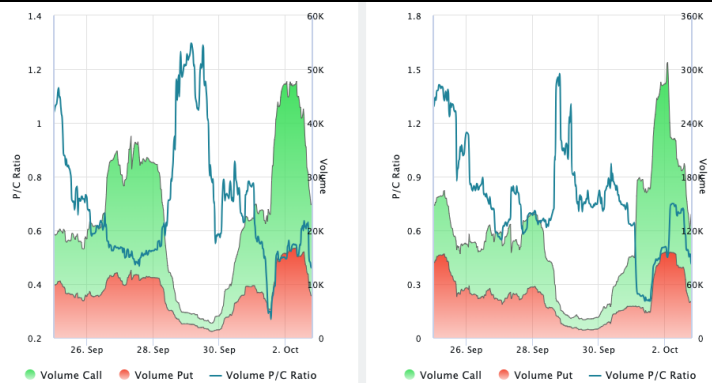


Liquidations (BTC LHS ; ETH RHS), 1d

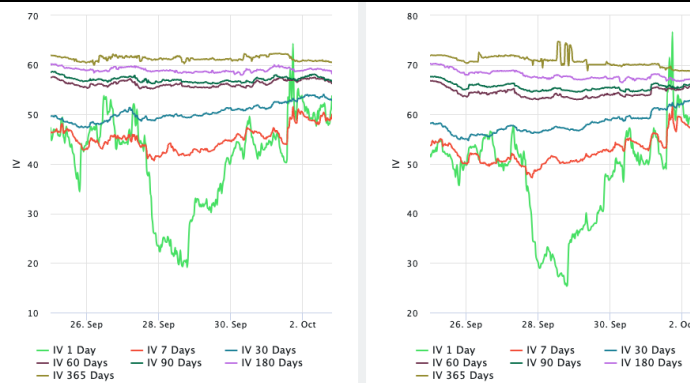


Crypto Options

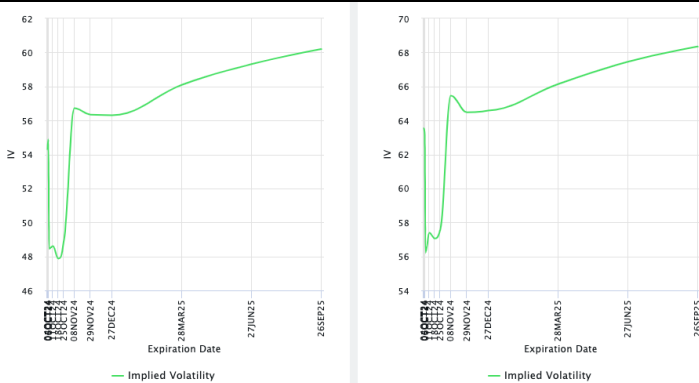
Options Volume & Put/Call Ratio (BTC LHS ; ETH RHS), 1d



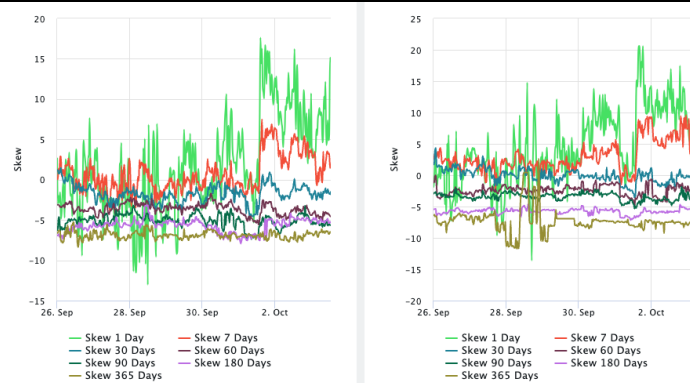
ATM Implied Volatility (BTC LHS ; ETH RHS)



ATM Implied Vol Term Structure (BTC LHS ; ETH RHS)



25 Delta Skew (BTC LHS ; ETH RHS)



About GSR

GSR has over a decade of extensive experience in the crypto market, serving as a trusted liquidity provider and active, multi-stage investor. Our suite of services includes OTC Trading, Derivatives, and Market Making. GSR is actively involved in every major sector of the digital asset ecosystem, working with token issuers, institutional investors, miners, and leading trading venues.

For more information or if we can help with anything, please see gsr.io or contact us at gsr@gsr.io.

Follow GSR for more content: [Twitter](#) [Telegram](#) [LinkedIn](#)

Authors

Brian Rudick, Senior Strategist	Twitter	Telegram
Carlos Guzman, Research Analyst	Twitter	Telegram
Toe Bautista, Research Analyst	Twitter	Telegram

Required Disclosures

This material is provided by GSR (the "Firm") solely for informational purposes, is intended only for sophisticated, institutional investors and does not constitute an offer or commitment, a solicitation of an offer or commitment, or any advice or recommendation, to enter into or conclude any transaction (whether on the terms shown or otherwise), or to provide investment services in any state or country where such an offer or solicitation or provision would be illegal. The Firm is not and does not act as an advisor or fiduciary in providing this material. GSR is not authorized or regulated in the UK by the Financial Conduct Authority. The protections provided by the UK regulatory system will not be available to you. Specifically, information provided herein is intended for institutional persons only and is not suitable for retail persons in the United Kingdom, and no solicitation or recommendation is being made to you in regards to any products or services.

This material is not a research report, and not subject to any of the independence and disclosure standards applicable to research reports prepared pursuant to FINRA or CFTC research rules. This material is not independent of the Firm's proprietary interests, which may conflict with the interests of any counterparty of the Firm. The Firm trades instruments discussed in this material for its own account, may trade contrary to the views expressed in this material, and may have positions in other related instruments.

Information contained herein is based on sources considered to be reliable, but is not guaranteed to be accurate or complete. Any opinions or estimates expressed herein reflect a judgment made by the author(s) as of the date of publication, and are subject to change without notice. Trading and investing in digital assets involves significant risks including price volatility and illiquidity and may not be suitable for all investors. The Firm is not liable whatsoever for any direct or consequential loss arising from the use of this material. Copyright of this material belongs to GSR. Neither this material nor any copy thereof may be taken, reproduced or redistributed, directly or indirectly, without prior written permission of GSR

Notes & Sources

All options data is based on Deribit and derivatives graphics are from Laevidas. Market returns are based on price returns for the following ETFs: VOO, QQQ, EWU, EWG, EWJ, and EWH. Onchain volumes are not considered and thus certain token volumes may be understated (e.g., stETH).

CoinGecko	Santiment	DefiLlama	CoinMarketCap	Laevidas
L2Beat	Google Finance	TradingView	Deribit	WorldCoinIndex
Cryptorank	Investing.com	NFT Price Floor	CryptoSlate	