


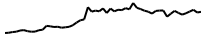








Crypto Leaderboard

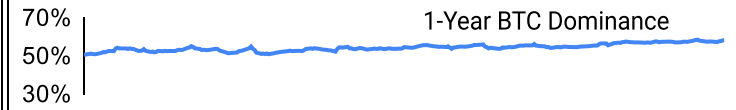
Rank	Name	Ticker	Price	24h	7d	30d	24h Vol \$m	MC \$m	1-Year Chart
1	Bitcoin	BTC	\$61,802	2%	-6%	7%	31,873	1,221,379	
2	Ethereum	ETH	\$2,394	2%	-11%	-2%	16,401	288,103	
3	Tether	USDT	\$1.00	0%	0%	0%	52,021	119,968	
4	BNB	BNB	\$555	3%	-9%	9%	650	81,025	
5	Solana	SOL	\$141	4%	-11%	6%	3,354	66,088	
6	USD Coin	USDC	\$1.00	0%	0%	0%	7,236	35,673	
7	XRP Ledger	XRP	\$0.53	1%	-11%	-6%	1,833	29,806	
8	Lido stETH	STETH	\$2,393	2%	-10%	-1%	49	23,463	
9	Dogecoin	DOGE	\$0.11	6%	-11%	12%	971	16,033	
10	TRON	TRX	\$0.16	2%	1%	5%	490	13,637	

Top & Bottom Performers - Top 100 Tokens

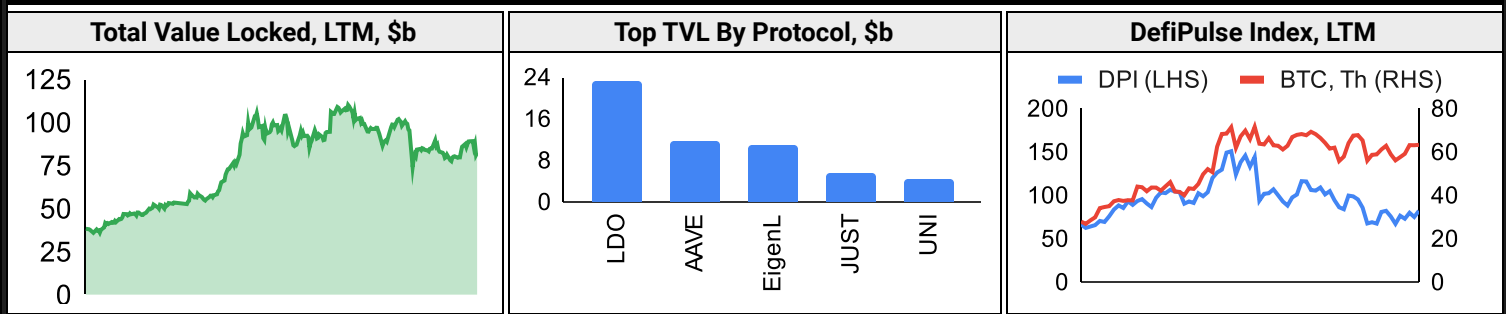
24h		7 Days		30 Days		90 Days		365 Days	
AERO	14%	POPCAT	10%	SUI	120%	SUI	156%	BONK	10031%
BEAM	11%	SUI	7%	AERO	116%	TAO	130%	OM	6709%
SHIB	10%	APT	5%	TAO	108%	HNT	111%	PEPE	1190%
RENDER	9%	OM	4%	POPCAT	72%	POPCAT	108%	TAO	928%
FLR	-2%	JASMY	-20%	HNT	-9%	BRETT	-37%	MATIC	-31%
ENA	-2%	AR	-21%	AR	-13%	LDO	-38%	LDO	-34%
SUI	-4%	GALA	-21%	MKR	-13%	MKR	-38%	ATOM	-35%
W	-5%	LDO	-25%	XMR	-15%	NOT	-44%	ARB	-35%

Category Performance

Category	7d	30d	90d	180d	365d	Ecosystem	7d	30d	90d	180d	365d
Meme	-16%	31%	5%	-36%	190%	BSC	-14%	36%	13%	-34%	68%
Lending	-12%	20%	3%	-19%	80%	Polkadot	-16%	34%	12%	-42%	48%
CEXs	5%	16%	16%	-10%	62%	Polygon	-13%	22%	5%	-43%	44%
Smart Contract	-12%	11%	2%	-41%	86%	Solana	-11%	8%	-12%	-51%	116%
Gaming/Entertai	-16%	8%	-10%	-58%	31%	Avalanche	-12%	5%	-5%	-41%	45%
Scaling	-18%	7%	-14%	-64%	22%	Cosmos	-20%	3%	-15%	-52%	48%
Other DeFi	-8%	7%	-7%	-46%	45%	Ethereum	-15%	1%	-11%	-47%	1%
DEX	-13%	5%	-8%	-50%	72%	Tron	-8%	-9%	29%	9%	112%
IoT/Data/Comp.	-15%	3%	0%	-47%	92%						
Currency	-11%	-1%	4%	-38%	26%						
Privacy	-25%	-19%	-19%	-46%	-22%						

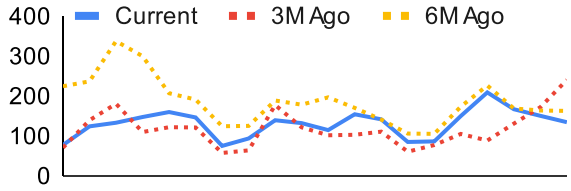


DeFi

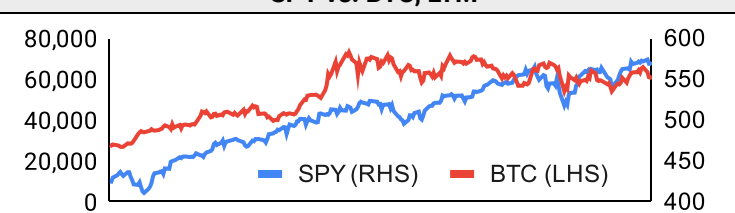


Trading Volume

Aggregate Volumes by Product, \$b					Top Derivatives Exchanges, \$m and bps					Top Spot Exchanges, \$m		
Product	1d	7d	30d	O/I	Exchange	1d Vol	O/I	Mkr	Tkr	Exchange	Mkts	1d Vol
Spot	37	261.51	956.9	n/a	Binance	49,661	16,546	2.0	4.0	Binance	1,683	13,627
Perpetuals	125	920	3,580	506	Bybit	21,379	11,154	2.0	5.5	Coinbase	405	1,972
Futures	0	2	14	1	OKX	20,482	5,492	2.0	5.0	Bybit	1,005	4,657
Options	1	11	44	n/a	Bitget	18,455	8,693	2.0	6.0	OKX	739	1,892

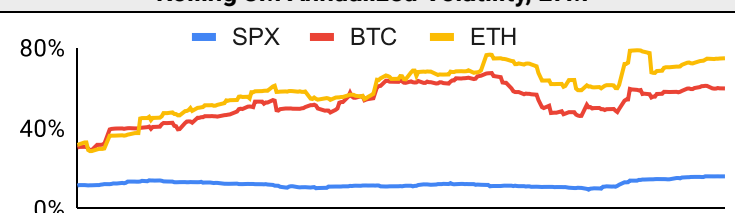
Daily Spot Volume, Top 100 Tokens Last 20d, \$b				Top Volume, 1d, \$m		Top Volume, %20d Avg		Low Volume, %20d Avg	
				USDT	56,712	APT	245%	STETH	0%
				BTC	32,735	STX	186%	HNT	57%
				ETH	15,914	SUI	177%	KAS	65%
				USDC	6,106	W	164%	NOT	79%
				FDUSD	5,196	BONK	148%	NEAR	83%

Traditional Finance

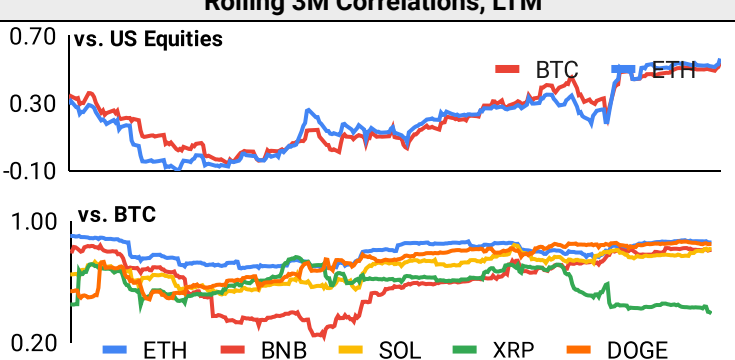
Global Equity Markets							SPY vs. BTC, LTM				
	US	USGrwth	UK	Germany	Japan	HK					
1D	0%	0%	-1%	-1%	0%	-3%					
7D	-1%	-2%	-2%	-2%	-3%	7%					
90D	2%	-3%	7%	5%	1%	28%					
365D	34%	34%	13%	28%	22%	15%					

10-Year Treasury Yields							Commodities & FX					
	US	Brazil	UK	Germany	Japan	HK		WTI	Gas	Gold	USD/EUR	USD/JPY
Last	3.95%	12.31%	4.16%	2.22%	0.89%	2.86%	Last	74.2	2.91	2,656	0.91	148.7
1d Chg	0.10	0.00	0.15	0.08	0.01	-0.06	1d % Chg	0.6%	-1.9%	-0.9%	0.6%	1.2%

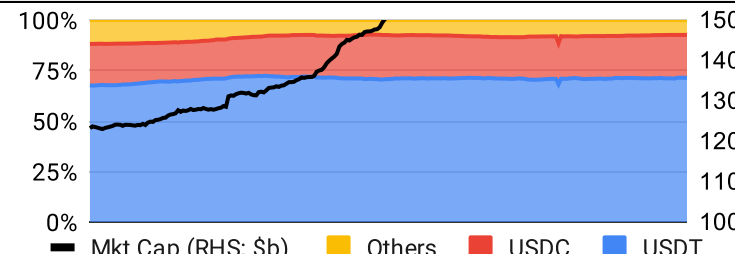
Volatility

Annualized Volatility							Rolling 3M Annualized Volatility, LTM				
	BTC	ETH	BNB	SOL	XRP	DOGE					
30D	42%	53%	43%	60%	60%	75%					
90D	54%	67%	54%	79%	77%	78%					
180D	51%	66%	53%	82%	66%	81%					
365D	52%	61%	58%	94%	63%	90%					

Correlations

Intra-Crypto Correlations, LTM							Rolling 3M Correlations, LTM				
	BTC	ETH	BNB	SOL	XRP	DOGE					
BTC											
ETH	0.80										
BNB	0.61	0.59									
SOL	0.68	0.61	0.47								
XRP	0.55	0.52	0.39	0.47							
DOGE	0.76	0.67	0.50	0.57	0.55						

Stablecoins

Stablecoin Market Size and Volume, \$m					Stablecoin Dominance (LHS) & Market Cap \$b (RHS), LTM	
Ticker	Price	1d Vol	20d Avg Vol	Market Cap		
USDT	1.00	56,712	56,351	119,613		
USDC	1.00	6,106	5,790	35,543		
DAI	1.00	117	81	5,365		
USDe	1.00	174	57	2,533		
USDD	1.00	2	3	735		
PYUSD	1.00	14	20	695		

Ethereum Mainnet & Layer 2s

Mainnet & Layer 2 Transactions (m/day) and L2 TVL (\$m)					Transactions (m/day), Rolling 90-Day Average, LTM					
Network	1d	30d Avg	TVL	Tech Type						
Xai	4.9	214.0								
Base	5.5	140.8		Optimistic Rollup						
Gravity	3.2	91.2		Optimium						
Taiko	2.5	55.3		Optimistic Rollup						
Arbitrum One	2.1	50.7		Optimistic Rollup						
PlayBlock	1.5	37.7								
PoP Apex	1.0	35.4								
Ethereum	1.2	34.2	-	mainnet						
WINR	0.4	26.6								
OP Mainnet	0.8	20.8		Optimistic Rollup						

Layer 2 Token Performance & Market Cap (\$b)					
	IMX	STX	MNT	MATIC	ARB
24h Return	+0.85%	+8.21%	+3.21%	+0.87%	+5.16%
Market Cap	3.1	2.9	1.9	1.1	708.8

NFTs and DAOs

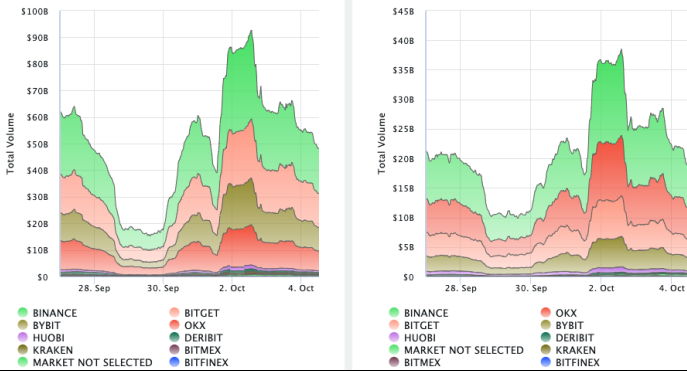
NFT Collection Stats (\$; Volume, MC in \$m)						DAO Treasury Amount (\$m) and Composition					
Collection	Floor	% Listed	3M Ret.	3M Vol	Market Cap	DAO	Treasury	Stables	BTC/ETH	Own Tokens	Other
CryptoPunks	66,977	12%	-19%	106,031	670	Uniswap	2,678	0%	0%	100%	0%
Bored Ape Yacht C	26,108	3%	-4%	46,235	261	Mantle	2,328	2%	22%	74%	2%
Pudgy Penguins	23,589	2%	-22%	45,082	210	Arbitrum	1,764	0%	1%	99%	0%
Azuki	12,790	2%	18%	17,969	128	ENS	1,258	0%	0%	88%	12%
Autoglyphs	236,683	2%	-32%	253	121	Optimism	1,177	0%	0%	100%	0%
NodeMonkes	11,039	14%	22%	22,791	110	Ethereum	646	0%	100%	0%	0%
Chromie Squiggle	8,822	2%	-21%	1,183	88	Golem	335	0%	87%	13%	0%
Bitcoin Puppets	8,466	11%	30%	16,548	85	Merit Circle	325	8%	0%	90%	1%
Mutant Ape Yacht	4,219	3%	-19%	20,352	82	Gnosis	303	7%	20%	47%	27%
Milady Maker	6,991	5%	-52%	28,485	70	Olympus	241	75%	0%	25%	0%

Crypto News

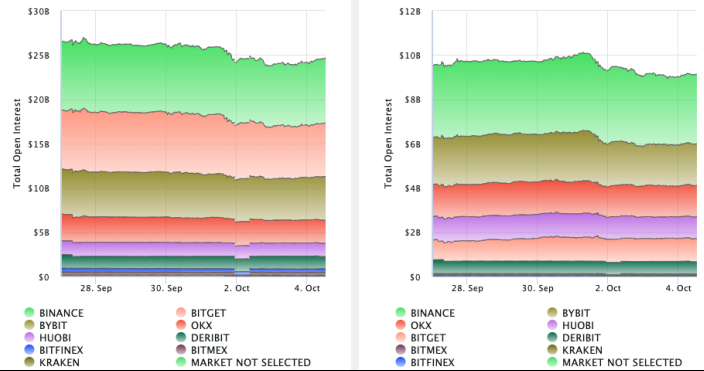
- [SWIFT to trial live digital currency transactions next year - Reuters](#)
- [Mystery creator of Bitcoin identified, new HBO documentary claims - POLITICO Europe](#)
- [Ripple and Mercado Bitcoin to launch crypto-enabled payments in Brazil - Cointelegraph](#)
- [Indian tech magnate teases Solana-built 'finternet' for an economy onchain - Blockworks](#)
- [OKX and Axelar launch tech development stacks - Blockworks](#)
- [SEC files Ripple appeal, cites 'conflicts' with Supreme Court precedent - Blockworks](#)
- [Visa to help banks test tokenized assets, smart contracts - Blockworks](#)
- [Bitcoin ETFs Register Net Outflows for Third Straight Day - CoinDesk](#)
- [IMF Urges El Salvador Again to Strengthen Regulatory Framework and Oversight of Bitcoin - CoinDesk](#)

Crypto Futures

Futures Volume (BTC LHS ; ETH RHS), 1d



Futures Open Interest (BTC LHS ; ETH RHS)

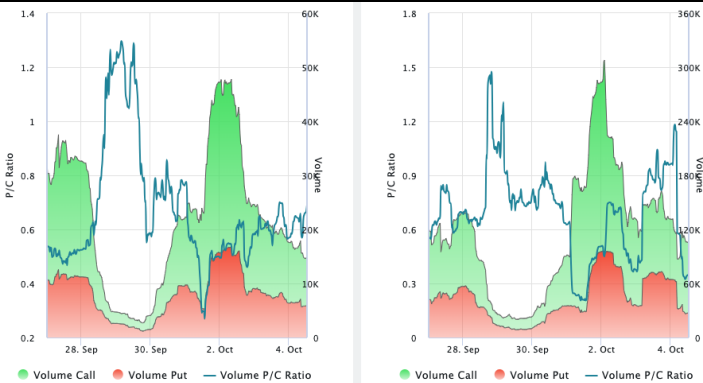


OI Weighted Funding Rate (BTC LHS ; ETH RHS), 1d

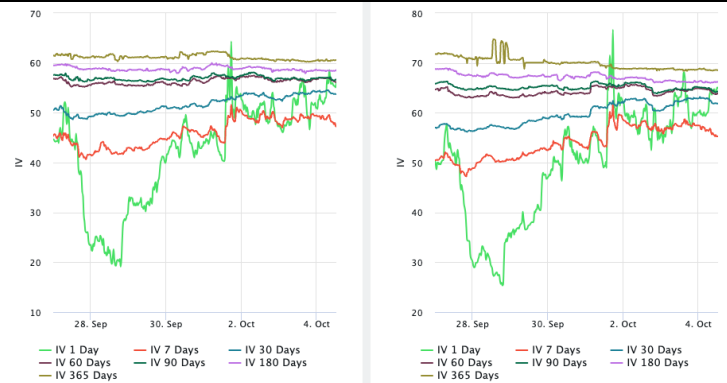
Liquidations (BTC LHS ; ETH RHS), 1d

Crypto Options

Options Volume & Put/Call Ratio (BTC LHS ; ETH RHS), 1d

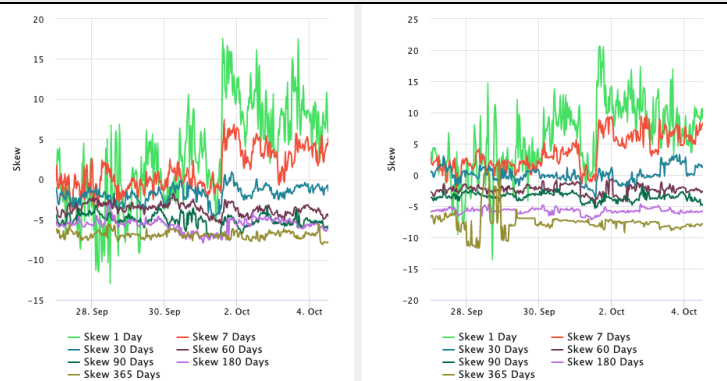
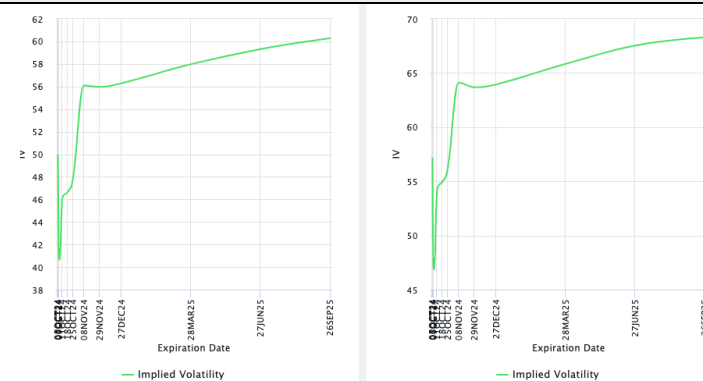


ATM Implied Volatility (BTC LHS ; ETH RHS)



ATM Implied Vol Term Structure (BTC LHS ; ETH RHS)

25 Delta Skew (BTC LHS ; ETH RHS)



About GSR

GSR has over a decade of extensive experience in the crypto market, serving as a trusted liquidity provider and active, multi-stage investor. Our suite of services includes OTC Trading, Derivatives, and Market Making. GSR is actively involved in every major sector of the digital asset ecosystem, working with token issuers, institutional investors, miners, and leading trading venues.

For more information or if we can help with anything, please see gsr.io or contact us at gsr@gsr.io.

Follow GSR for more content: [Twitter](#) [Telegram](#) [LinkedIn](#)

Authors

Brian Rudick, Senior Strategist	Twitter	Telegram
Carlos Guzman, Research Analyst	Twitter	Telegram
Toe Bautista, Research Analyst	Twitter	Telegram

Required Disclosures

This material is provided by GSR (the "Firm") solely for informational purposes, is intended only for sophisticated, institutional investors and does not constitute an offer or commitment, a solicitation of an offer or commitment, or any advice or recommendation, to enter into or conclude any transaction (whether on the terms shown or otherwise), or to provide investment services in any state or country where such an offer or solicitation or provision would be illegal. The Firm is not and does not act as an advisor or fiduciary in providing this material. GSR is not authorised or regulated in the UK by the Financial Conduct Authority. The protections provided by the UK regulatory system will not be available to you. Specifically, information provided herein is intended for institutional persons only and is not suitable for retail persons in the United Kingdom, and no solicitation or recommendation is being made to you in regards to any products or services.

This material is not a research report, and not subject to any of the independence and disclosure standards applicable to research reports prepared pursuant to FINRA or CFTC research rules. This material is not independent of the Firm's proprietary interests, which may conflict with the interests of any counterparty of the Firm. The Firm trades instruments discussed in this material for its own account, may trade contrary to the views expressed in this material, and may have positions in other related instruments.

Information contained herein is based on sources considered to be reliable, but is not guaranteed to be accurate or complete. Any opinions or estimates expressed herein reflect a judgment made by the author(s) as of the date of publication, and are subject to change without notice. Trading and investing in digital assets involves significant risks including price volatility and illiquidity and may not be suitable for all investors. The Firm is not liable whatsoever for any direct or consequential loss arising from the use of this material. Copyright of this material belongs to GSR. Neither this material nor any copy thereof may be taken, reproduced or redistributed, directly or indirectly, without prior written permission of GSR

Notes & Sources

All options data is based on Deribit and derivatives graphics are from Laevidas. Market returns are based on price returns for the following ETFs: VOO, QQQ, EWU, EWG, EWJ, and EWH. Onchain volumes are not considered and thus certain token volumes may be understated (e.g., stETH).

CoinGecko	Santiment	DefiLlama	CoinMarketCap	Laevidas
L2Beat	Google Finance	TradingView	Deribit	WorldCoinIndex
Cryptorank	Investing.com	NFT Price Floor	CryptoSlate	