











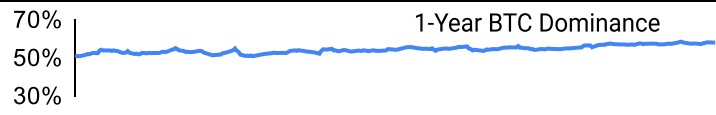
## Crypto Leaderboard

Rank	Name	Ticker	Price	24h	7d	30d	24h Vol \$m	MC \$m	1-Year Chart
1	Bitcoin	BTC	\$62,609	-1%	3%	14%	32,546	1,237,457	
2	Ethereum	ETH	\$2,439	-1%	0%	6%	14,891	293,549	
3	Tether	USDT	\$1.00	0%	0%	0%	54,941	119,810	
4	BNB	BNB	\$575	1%	5%	14%	851	83,903	
5	Solana	SOL	\$144	-2%	-1%	11%	2,829	67,750	
6	USD Coin	USDC	\$1.00	0%	0%	0%	7,377	35,279	
7	XRP Ledger	XRP	\$0.53	-1%	-11%	0%	1,201	30,036	
8	Lido stETH	STETH	\$2,438	-2%	-8%	6%	56	23,834	
9	Dogecoin	DOGE	\$0.11	-3%	1%	12%	887	15,769	
10	TRON	TRX	\$0.16	0%	2%	2%	381	13,551	

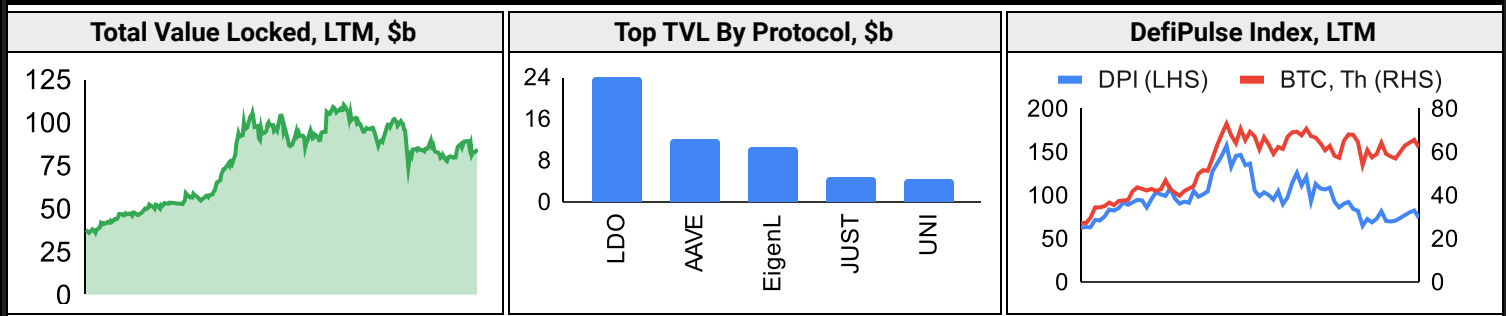
## Top & Bottom Performers - Top 100 Tokens

24h		7 Days		30 Days		90 Days		365 Days	
APT	7%	POPCAT	27%	TAO	158%	SUI	175%	BONK	10705%
SEI	5%	APT	22%	POPCAT	131%	POPCAT	164%	OM	7672%
FTM	5%	TAO	18%	SUI	116%	TAO	144%	PEPE	1353%
SUI	4%	CFX	15%	FTM	67%	HNT	122%	TAO	1174%
INJ	-6%	HNT	-8%	MKR	-8%	DOT	-32%	LDO	-29%
PEPE	-6%	KAS	-9%	KAS	-9%	LDO	-35%	MATIC	-29%
BONK	-6%	BONK	-11%	HNT	-15%	MKR	-38%	ARB	-33%
POPCAT	-13%	XRP	-11%	XMR	-15%	NOT	-50%	ATOM	-36%

## Category Performance

Category	7d	30d	90d	180d	365d	Ecosystem	7d	30d	90d	180d	365d
Meme	5%	41%	13%	-29%	213%	BSC	3%	28%	12%	-38%	73%
Lending	1%	21%	-2%	-18%	80%	Polkadot	3%	27%	13%	-45%	53%
CEXs	4%	20%	18%	-11%	70%	Polygon	2%	21%	5%	-43%	48%
Smart Contract	2%	16%	5%	-40%	100%	Avalanche	2%	11%	-4%	-37%	52%
Scaling	3%	13%	-12%	-60%	33%	Ethereum	1%	8%	-10%	-43%	5%
DEX	2%	11%	-6%	-47%	82%	Cosmos	-8%	8%	-15%	-54%	57%
IoT/Data/Comp.	0%	6%	1%	-45%	96%	Solana	-4%	4%	-10%	-46%	128%
Currency	0%	4%	6%	-35%	33%	Tron	5%	-9%	33%	8%	124%
Gaming/Entertai	-4%	2%	-14%	-59%	-2%						
Other DeFi	-10%	1%	-15%	-47%	33%						
Privacy	-10%	-13%	-17%	-41%	-16%						

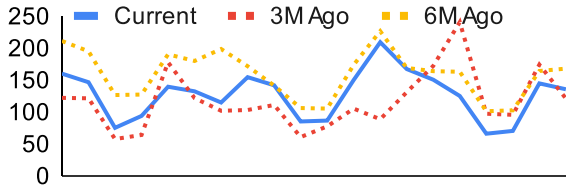
## DeFi



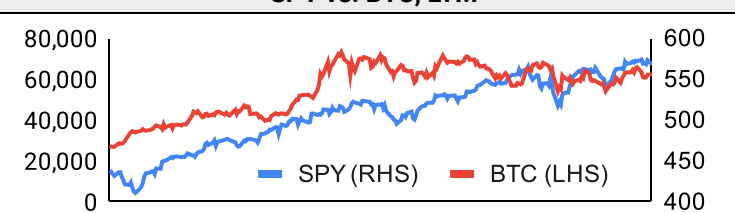
### Trading Volume

Aggregate Volumes by Product, \$b					Top Derivatives Exchanges, \$m and bps				Top Spot Exchanges, \$m			
Product	1d	7d	30d	O/I	Exchange	1d Vol	O/I	Mkr	Tkr	Exchange	Mkts	1d Vol
Spot	36	219.37	905.16	n/a	Binance	53,538	17,068	2.0	4.0	Binance	1,683	16,371
Perpetuals	130	766	3,290	550	Bybit	21,736	11,490	2.0	5.5	Coinbase	406	1,942
Futures	0	2	13	0	OKX	21,267	5,548	2.0	5.0	Bybit	1,009	4,456
Options	2	10	43	n/a	Bitget	19,867	9,019	2.0	6.0	OKX	743	1,881

Daily Spot Volume, Top 100 Tokens Last 20d, \$b				Top Volume, 1d, \$m		Top Volume, %20d Avg		Low Volume, %20d Avg	
				USDT	58,590	CFX	229%	STETH	0%
				BTC	32,114	SUI	174%	LEO	32%
				ETH	15,469	BRETT	163%	TIA	68%
				USDC	6,533	APT	156%	XLM	79%
				FDUSD	5,564	SEI	135%	HBAR	86%

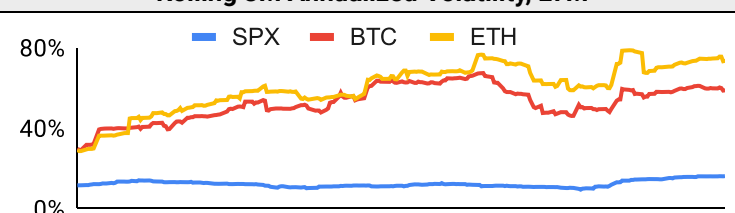
### Traditional Finance

Global Equity Markets							SPY vs. BTC, LTM	
	US	USGrwth	UK	Germany	Japan	HK		
1D	-1%	-1%	0%	-1%	-1%	2%		
7D	-1%	-1%	-1%	-3%	-1%	9%		
90D	2%	-3%	5%	6%	1%	35%		
365D	32%	32%	13%	26%	20%	17%		

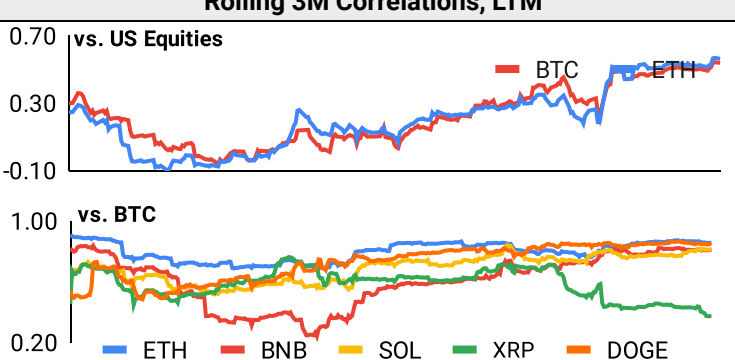
  

10-Year Treasury Yields							Commodities & FX					
	US	Brazil	UK	Germany	Japan	HK		WTI	Gas	Gold	USD/EUR	USD/JPY
Last	4.03%	12.28%	4.24%	2.25%	0.92%	3.00%	Last	75.5	2.77	2,670	0.91	147.8
1d Chg	0.00	0.00	0.03	0.00	0.00	-0.10	1d % Chg	-2.2%	1.0%	0.2%	-0.1%	-0.2%

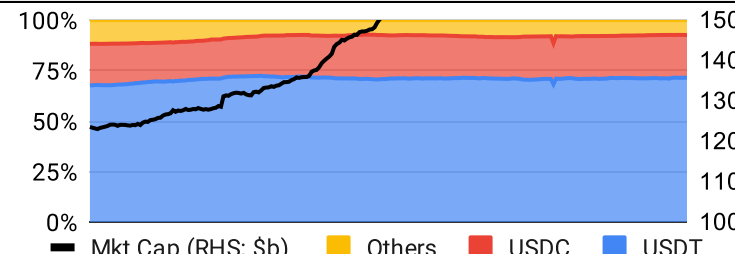
### Volatility

Annualized Volatility							Rolling 3M Annualized Volatility, LTM			
	BTC	ETH	BNB	SOL	XRP	DOGE				
30D	38%	47%	41%	59%	58%	72%				
90D	53%	66%	51%	76%	76%	76%				
180D	50%	65%	52%	82%	66%	80%				
365D	52%	61%	58%	94%	63%	90%				

### Correlations

Intra-Crypto Correlations, LTM							Rolling 3M Correlations, LTM	
	BTC	ETH	BNB	SOL	XRP	DOGE		
BTC								
ETH	0.80							
BNB	0.60	0.58						
SOL	0.68	0.60	0.47					
XRP	0.55	0.52	0.39	0.47				
DOGE	0.76	0.67	0.50	0.57	0.55			

## Stablecoins

Stablecoin Market Size and Volume, \$m					Stablecoin Dominance (LHS) & Market Cap \$b (RHS), LTM	
Ticker	Price	1d Vol	20d Avg Vol	Market Cap		
USDT	1.00	58,590	55,045	119,670		
USDC	1.00	6,533	5,545	35,289		
DAI	1.00	74	80	5,365		
USDe	1.00	96	57	2,533		
USDD	1.00	3	3	741		
PYUSD	1.00	23	18	706		

## Ethereum Mainnet & Layer 2s

Mainnet & Layer 2 Transactions (m/day) and L2 TVL (\$m)					Transactions (m/day), Rolling 90-Day Average, LTM					
Network	1d	30d Avg	TVL	Tech Type						
Xai	5.6	198.7								
Base	5.4	144.0		Optimistic Rollup						
Gravity	2.9	89.2		Optimium						
Arbitrum One	1.6	49.5		Optimistic Rollup						
Taiko	0.8	48.6		Optimistic Rollup						
PlayBlock	1.5	38.5								
Ethereum	1.2	34.2	-	mainnet						
PoP Apex	1.0	34.0								
WINR	0.6	24.6								
OP Mainnet	0.8	21.0		Optimistic Rollup						

Layer 2 Token Performance & Market Cap (\$b)					
	IMX	STX	MNT	MATIC	ARB
24h Return	-1%	-2%	-1%	-1%	-1%
Market Cap	2.9	2.6	2.0	1.0	700.8

## NFTs and DAOs

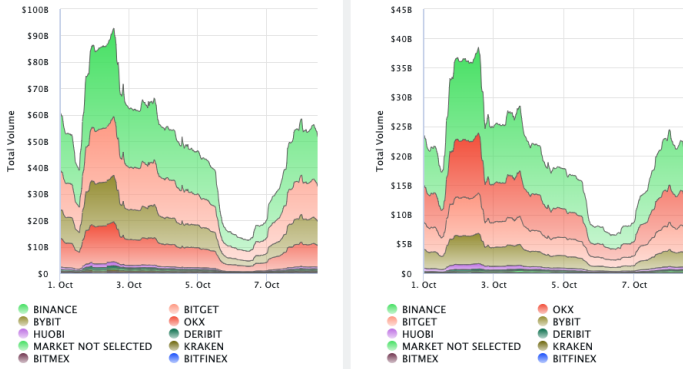
NFT Collection Stats (\$; Volume, MC in \$m)						DAO Treasury Amount (\$m) and Composition					
Collection	Floor	% Listed	3M Ret.	3M Vol	Market Cap	DAO	Treasury	Stables	BTC/ETH	Own Tokens	Other
CryptoPunks	68,650	12%	-16%	106,045	687	Uniswap	2,826	0%	0%	100%	0%
Bored Ape Yacht C	26,941	3%	-11%	46,196	269	Mantle	2,344	1%	23%	75%	2%
Pudgy Penguins	24,665	2%	-25%	43,935	219	Arbitrum	1,761	0%	1%	99%	0%
Azuki	13,133	2%	3%	17,810	131	ENS	1,270	0%	0%	88%	12%
Autoglyphs	244,317	2%	-36%	485	125	Optimism	1,230	0%	0%	100%	0%
NodeMonkes	11,102	14%	8%	22,404	111	Ethereum	658	0%	100%	0%	0%
Chromie Squiggle	9,061	2%	-10%	1,152	91	Golem	341	0%	87%	13%	0%
Bitcoin Puppets	8,845	11%	-21%	16,294	88	Gnosis	321	7%	19%	48%	26%
Mutant Ape Yacht	4,468	3%	9%	20,204	87	Merit Circle	289	7%	1%	91%	1%
Milady Maker	7,793	5%	-46%	28,033	78	Olympus	240	75%	0%	24%	0%

## Crypto News

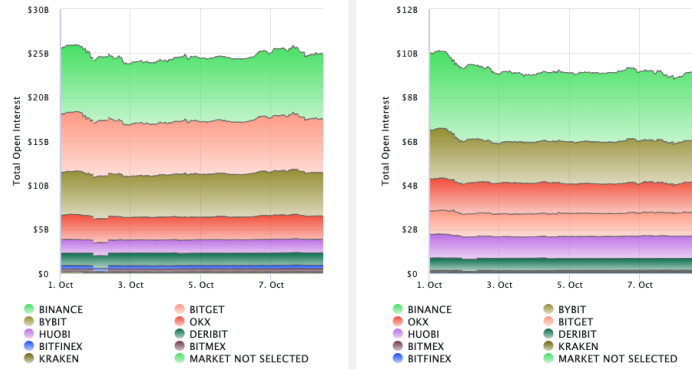
- [First Mover Americas: BTC Is Little Changed Following Muted Asia Trading - CoinDesk](#)
- [HBO's 'Money Electric: The Bitcoin Mystery' Sets Out To Unmask Secretive Creator Of World's Most Valuable Crypto Currency - Deadline](#)
- [Coinbase cites SEC's Ripple appeal to advance its own legal battle - Blockworks](#)
- [Judge approves FTX bankruptcy plan - Blockworks](#)
- [New EIP-7781 to make Ethereum faster by 33% - Blockworks](#)
- [Ether ETFs See Zero Flows for Second Time as Bitcoin ETFs Post Biggest Inflows in 6 Days - CoinDesk](#)
- [UN Agency Recommends Criminalization of Unlicensed VASPs in Southeast Asia to Counter Cyber Fraud - CoinDesk](#)
- [Polymarket Bettors Shuffle Odds of Bitcoin's Creator Reveal Ahead of HBO Documentary - CoinDesk](#)
- [Hong Kong Gearing Up to Approve More Cryptocurrency Exchange Licenses by Year-End: SFC - CoinDesk](#)

## Crypto Futures

### Futures Volume (BTC LHS ; ETH RHS), 1d



### Futures Open Interest (BTC LHS ; ETH RHS)

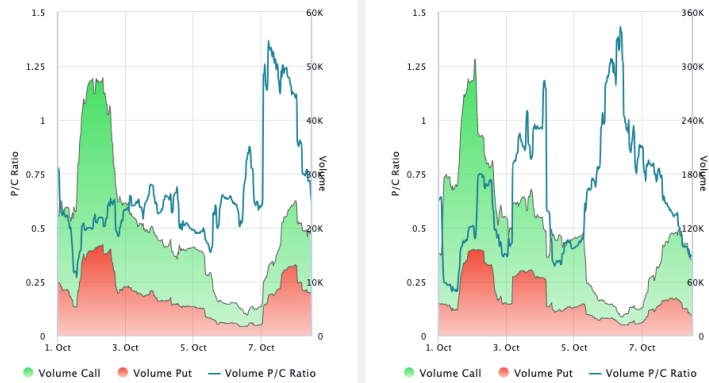


### OI Weighted Funding Rate (BTC LHS ; ETH RHS), 1d

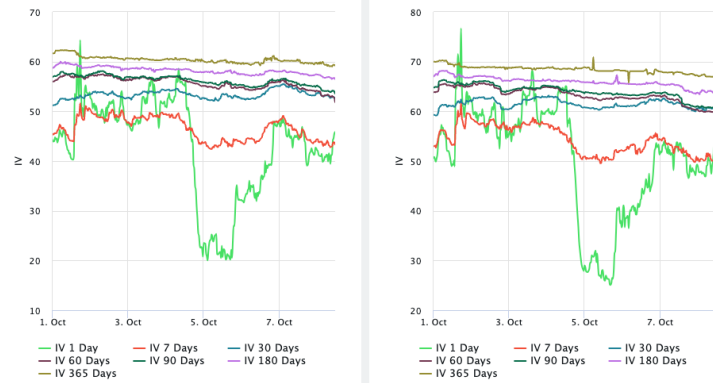
### Liquidations (BTC LHS ; ETH RHS), 1d

## Crypto Options

### Options Volume & Put/Call Ratio (BTC LHS ; ETH RHS), 1d

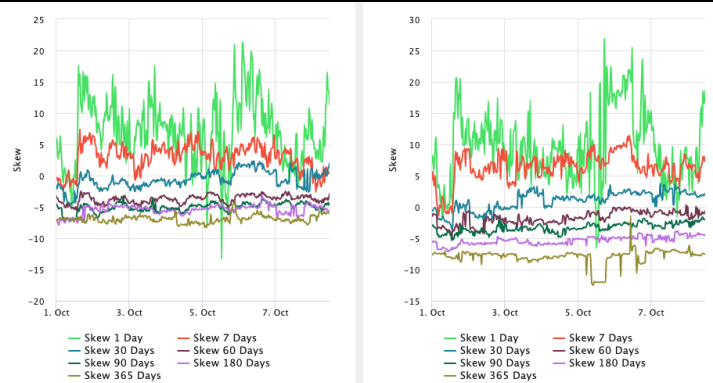
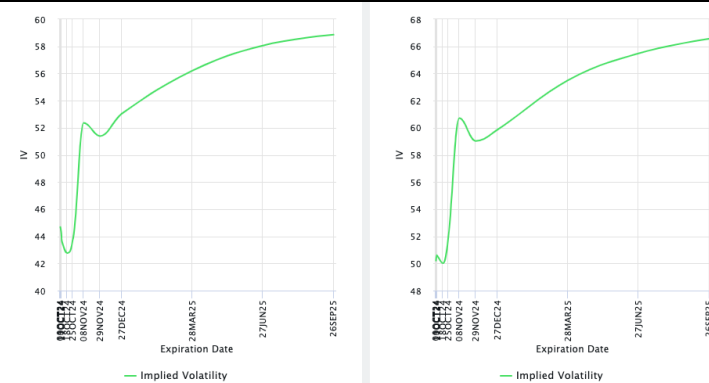


### ATM Implied Volatility (BTC LHS ; ETH RHS)



### ATM Implied Vol Term Structure (BTC LHS ; ETH RHS)

### 25 Delta Skew (BTC LHS ; ETH RHS)



**About GSR**

GSR has over a decade of extensive experience in the crypto market, serving as a trusted liquidity provider and active, multi-stage investor. Our suite of services includes OTC Trading, Derivatives, and Market Making. GSR is actively involved in every major sector of the digital asset ecosystem, working with token issuers, institutional investors, miners, and leading trading venues.

For more information or if we can help with anything, please see [gsr.io](https://gsr.io) or contact us at [gsr@gsr.io](mailto:gsr@gsr.io).

Follow GSR for more content: [Twitter](#) [Telegram](#) [LinkedIn](#)

**Authors**

Brian Rudick, Senior Strategist	<a href="#">Twitter</a>	<a href="#">Telegram</a>
Carlos Guzman, Research Analyst	<a href="#">Twitter</a>	<a href="#">Telegram</a>
Toe Bautista, Research Analyst	<a href="#">Twitter</a>	<a href="#">Telegram</a>

**Required Disclosures**

This material is provided by GSR (the "Firm") solely for informational purposes, is intended only for sophisticated, institutional investors and does not constitute an offer or commitment, a solicitation of an offer or commitment, or any advice or recommendation, to enter into or conclude any transaction (whether on the terms shown or otherwise), or to provide investment services in any state or country where such an offer or solicitation or provision would be illegal. The Firm is not and does not act as an advisor or fiduciary in providing this material. GSR is not authorised or regulated in the UK by the Financial Conduct Authority. The protections provided by the UK regulatory system will not be available to you. Specifically, information provided herein is intended for institutional persons only and is not suitable for retail persons in the United Kingdom, and no solicitation or recommendation is being made to you in regards to any products or services.

This material is not a research report, and not subject to any of the independence and disclosure standards applicable to research reports prepared pursuant to FINRA or CFTC research rules. This material is not independent of the Firm's proprietary interests, which may conflict with the interests of any counterparty of the Firm. The Firm trades instruments discussed in this material for its own account, may trade contrary to the views expressed in this material, and may have positions in other related instruments.

Information contained herein is based on sources considered to be reliable, but is not guaranteed to be accurate or complete. Any opinions or estimates expressed herein reflect a judgment made by the author(s) as of the date of publication, and are subject to change without notice. Trading and investing in digital assets involves significant risks including price volatility and illiquidity and may not be suitable for all investors. The Firm is not liable whatsoever for any direct or consequential loss arising from the use of this material. Copyright of this material belongs to GSR. Neither this material nor any copy thereof may be taken, reproduced or redistributed, directly or indirectly, without prior written permission of GSR

**Notes & Sources**

All options data is based on Deribit and derivatives graphics are from Laevidas. Market returns are based on price returns for the following ETFs: VOO, QQQ, EWU, EWG, EWJ, and EWH. Onchain volumes are not considered and thus certain token volumes may be understated (e.g., stETH).

CoinGecko	Santiment	DefiLlama	CoinMarketCap	Laevidas
L2Beat	Google Finance	TradingView	Deribit	WorldCoinIndex
Cryptorank	Investing.com	NFT Price Floor	CryptoSlate	