


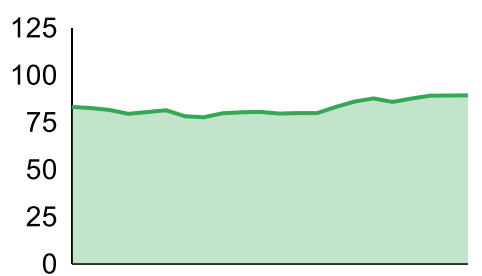
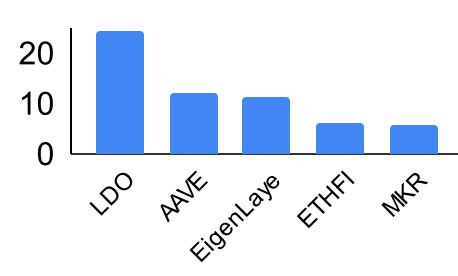
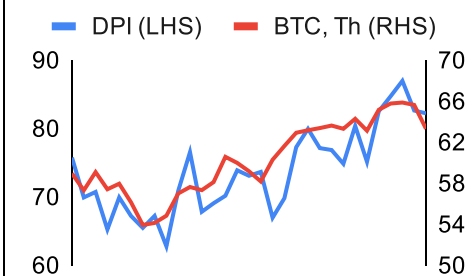
Crypto Leaderboard

Rank	Name	Ticker	Price	MC, \$b	1M	One Month Performance								
1	Bitcoin	BTC	63,329	1,251	7%	—	—	—	—	—	—	—	—	—
2	Ethereum	ETH	2,602	313	4%	—	—	—	—	—	—	—	—	—
3	Tether	USDT	1.00	120	0%	—	—	—	—	—	—	—	—	—
4	BNB	BNB	567	83	6%	—	—	—	—	—	—	—	—	—
5	Solana	SOL	153	71	13%	—	—	—	—	—	—	—	—	—
6	USD Coin	USDC	1.00	36	0%	—	—	—	—	—	—	—	—	—
7	Ripple	XRP	0.61	35	8%	—	—	—	—	—	—	—	—	—
8	Lido	STETH	2,599	25	3%	—	—	—	—	—	—	—	—	—
9	Dogecoin	DOGE	0.11	17	13%	—	—	—	—	—	—	—	—	—
10	Toncoin	TON	5.72	14	5%	—	—	—	—	—	—	—	—	—

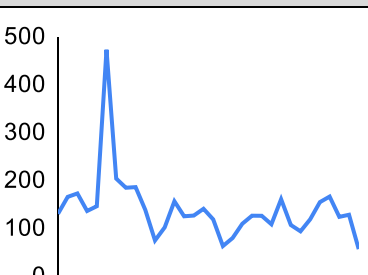
One-Month Performance

By Token		By Category		By Ecosystem		Traditional Finance	
SUI	113%	Meme	39%	BSC	55%	Gas	37.4%
TAO	104%	Lending	18%	Polkadot	54%	HSI	17.5%
FTM	61%	Smart Contract	14%	Polygon	33%	Gold	4.6%
WIF	59%	Scaling	13%	Cosmos	14%	DAX	1.6%
POPCAT	58%	Gaming/Entrtnmt	12%	Gnosis Chain	13%	Nasdaq	1.1%
SEI	57%	DEX	12%	Avalanche	11%	SPX	1.1%
MATIC	-6%	CEXs	11%	Solana	8%	EUR/USD	0.2%
POL	-6%	Other DeFi	8%	Tron	-18%	NIKKEI	0.1%
KLAY	-6%	IoT/Data/Comp	8%			FTSE	-1.2%
XMR	-9%	Currency	6%			USD/JPY	-1.8%
MKR	-12%	Privacy	3%			WTI	-7.3%

Defi

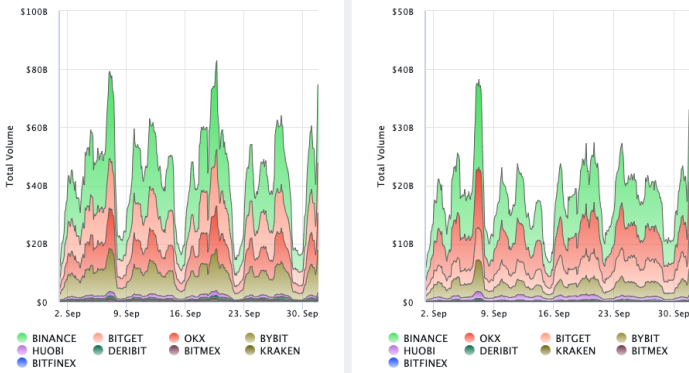
Total Value Locked, 1M, \$b	Top TVL By Protocol, \$b	DefiPulse Index, 1M
		

One-Month Trading Volumes

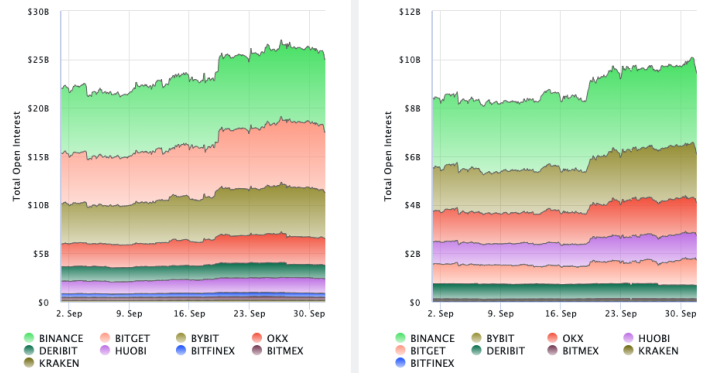
Top 100, Spot, \$b	Top Spot by Token, \$b	Top Spot Exchanges, \$b	Aggregate Derivs Vols, \$b																																															
	<table border="1"> <tr><td>USDT</td><td>1,793</td></tr> <tr><td>BTC</td><td>1,043</td></tr> <tr><td>ETH</td><td>536</td></tr> <tr><td>USDC</td><td>203</td></tr> <tr><td>FDUSD</td><td>161</td></tr> <tr><td>SOL</td><td>101</td></tr> <tr><td>BNB</td><td>58</td></tr> </table>	USDT	1,793	BTC	1,043	ETH	536	USDC	203	FDUSD	161	SOL	101	BNB	58	<table border="1"> <tr><td>Binance</td><td>352</td></tr> <tr><td>crypto.com</td><td>134</td></tr> <tr><td>ByBit</td><td>123</td></tr> <tr><td>Huobi</td><td>52</td></tr> <tr><td>OKX</td><td>50</td></tr> <tr><td>Upbit</td><td>47</td></tr> <tr><td>Coinbase</td><td>46</td></tr> </table>	Binance	352	crypto.com	134	ByBit	123	Huobi	52	OKX	50	Upbit	47	Coinbase	46	<table border="1"> <tr> <th></th> <th>1M</th> <th>O/I</th> </tr> <tr> <td>Spot</td> <td>874</td> <td>na</td> </tr> <tr> <td>Perpetuals</td> <td>3,310</td> <td>505</td> </tr> <tr> <td>Futures</td> <td>13</td> <td>1</td> </tr> <tr> <td>Options</td> <td>44</td> <td>na</td> </tr> <tr> <td>Total</td> <td>4,241</td> <td>506</td> </tr> </table>			1M	O/I	Spot	874	na	Perpetuals	3,310	505	Futures	13	1	Options	44	na	Total	4,241	506
USDT	1,793																																																	
BTC	1,043																																																	
ETH	536																																																	
USDC	203																																																	
FDUSD	161																																																	
SOL	101																																																	
BNB	58																																																	
Binance	352																																																	
crypto.com	134																																																	
ByBit	123																																																	
Huobi	52																																																	
OKX	50																																																	
Upbit	47																																																	
Coinbase	46																																																	
	1M	O/I																																																
Spot	874	na																																																
Perpetuals	3,310	505																																																
Futures	13	1																																																
Options	44	na																																																
Total	4,241	506																																																

Crypto Futures

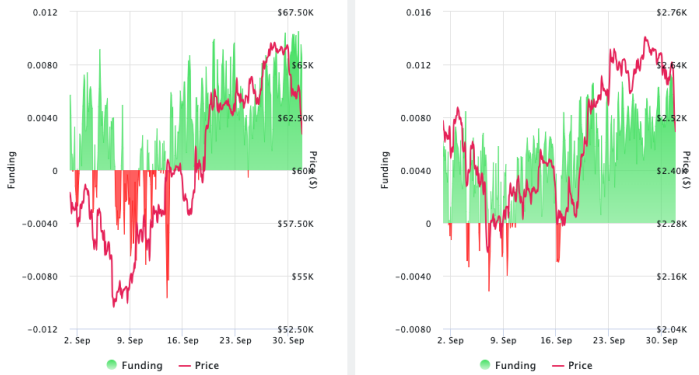
Futures Volume (BTC LHS ; ETH RHS), 1d



Futures Open Interest (BTC LHS ; ETH RHS)



OI Weighted Funding Rate (BTC LHS ; ETH RHS), 1d

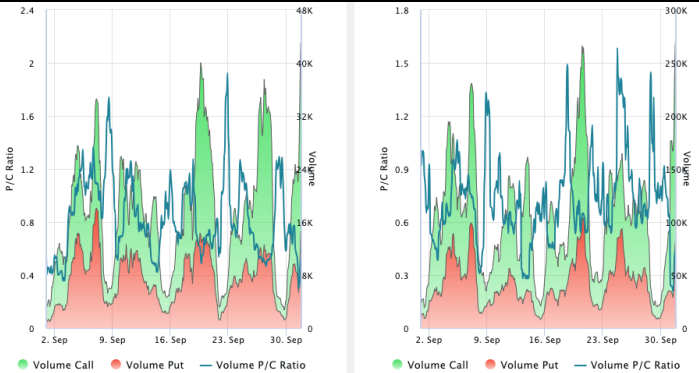


Liquidations (BTC LHS ; ETH RHS), 1d

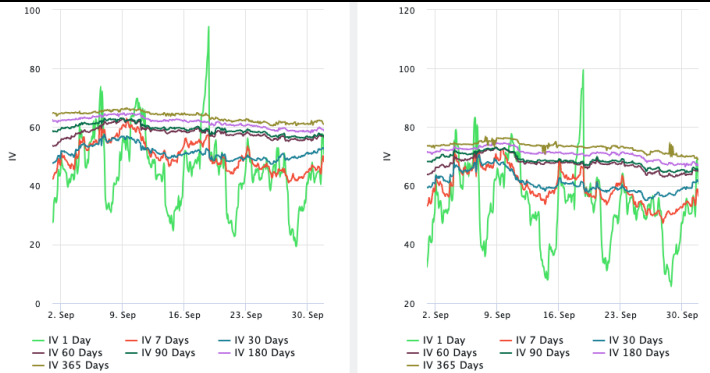


Crypto Options

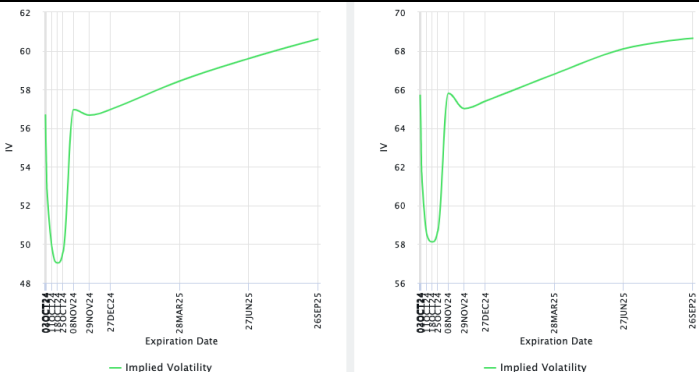
Options Volume & Put/Call Ratio (BTC LHS ; ETH RHS), 1d



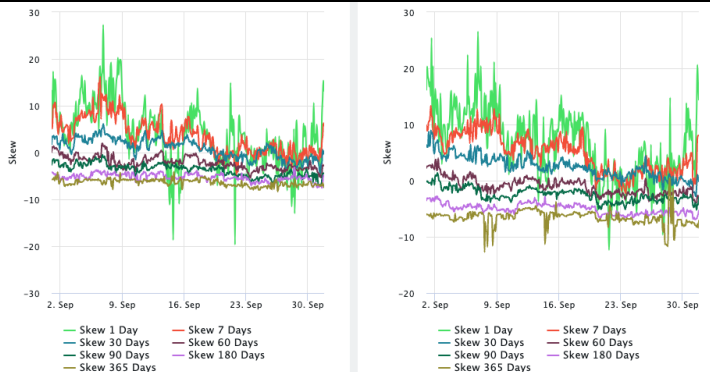
ATM Implied Volatility (BTC LHS ; ETH RHS)



ATM Implied Vol Term Structure (BTC LHS ; ETH RHS)



25 Delta Skew (BTC LHS ; ETH RHS)





September Market Update

About GSR

GSR has over a decade of extensive experience in the crypto market, serving as a trusted liquidity provider and active, multi-stage investor. Our suite of services includes OTC Trading, Derivatives, and Market Making. GSR is actively involved in every major sector of the digital asset ecosystem, working with token issuers, institutional investors, miners, and leading trading venues.

For more information or if we can help with anything, please see gsr.io or contact us at gsr@gsr.io.

Follow GSR for more content: [Twitter](#) [Telegram](#) [LinkedIn](#)

Authors

Brian Rudick, Senior Strategist	Twitter	Telegram
Carlos Guzman, Research Analyst	Twitter	Telegram
Toe Bautista, Research Analyst	Twitter	Telegram

Required Disclosures

This material is provided by GSR (the "Firm") solely for informational purposes, is intended only for sophisticated, institutional investors and does not constitute an offer or commitment, a solicitation of an offer or commitment, or any advice or recommendation, to enter into or conclude any transaction (whether on the terms shown or otherwise), or to provide investment services in any state or country where such an offer or solicitation or provision would be illegal. The Firm is not and does not act as an advisor or fiduciary in providing this material.

This material is not a research report, and not subject to any of the independence and disclosure standards applicable to research reports prepared pursuant to FINRA or CFTC research rules. This material is not independent of the Firm's proprietary interests, which may conflict with the interests of any counterparty of the Firm. The Firm trades instruments discussed in this material for its own account, may trade contrary to the views expressed in this material, and may have positions in other related instruments.

Information contained herein is based on sources considered to be reliable, but is not guaranteed to be accurate or complete. Any opinions or estimates expressed herein reflect a judgment made by the author(s) as of the date of publication, and are subject to change without notice. Trading and investing in digital assets involves significant risks including price volatility and illiquidity and may not be suitable for all investors. The Firm is not liable whatsoever for any direct or consequential loss arising from the use of this material. Copyright of this material belongs to GSR. Neither this material nor any copy thereof may be taken, reproduced or redistributed, directly or indirectly, without prior written permission of GSR.

Sources

CoinGecko	Santiment	TradingView	Investing.com	Google Finance
CoinMarketCap	DefiLlama	WorldCoinIndex	The Block	Yahoo Finance
	Laevitas	Amberdata	CoinGlass	