











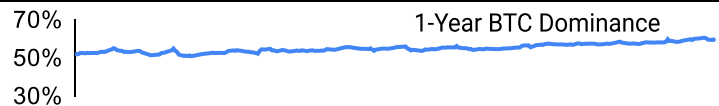
## Crypto Leaderboard

Rank	Name	Ticker	Price	24h	7d	30d	24h Vol \$m	MC \$m	1-Year Chart
1	Bitcoin	BTC	\$86,326	6%	24%	37%	170,358	1,701,374	
2	Ethereum	ETH	\$3,246	3%	34%	31%	75,206	389,093	
3	Tether	USDT	\$1.00	0%	0%	0%	158,378	123,961	
4	Solana	SOL	\$208	-4%	24%	40%	15,100	97,554	
5	BNB	BNB	\$621	1%	10%	8%	4,158	90,157	
6	Dogecoin	DOGE	\$0.37	28%	114%	227%	41,105	53,605	
7	USD Coin	USDC	\$1.00	0%	0%	0%	13,600	36,660	
8	XRP Ledger	XRP	\$0.64	11%	24%	20%	9,133	36,366	
9	Lido stETH	STETH	\$3,252	3%	36%	34%	130	31,726	
10	Cardano	ADA	\$0.57	-6%	70%	64%	3,541	20,281	

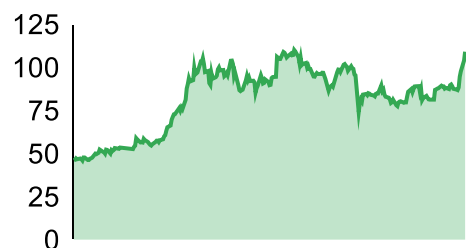
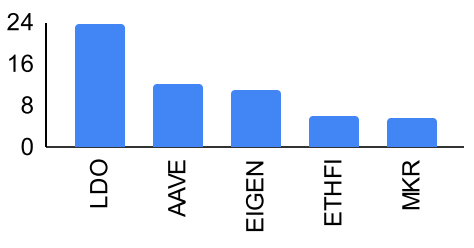
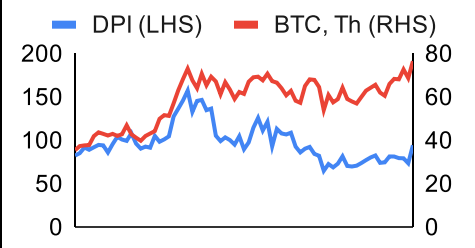
## Top & Bottom Performers - Top 100 Tokens

24h		7 Days		30 Days		90 Days		365 Days	
DOGE	28%	CRO	135%	DOGE	227%	DOGE	255%	OM	5711%
BONK	16%	DOGE	114%	RAY	144%	SUI	214%	BONK	1514%
CRO	16%	ADA	70%	CRO	124%	POPCAT	180%	RAY	1205%
BTT	12%	ENA	66%	ADA	64%	RAY	152%	PEPE	980%
JASMY	-9%	USDC	0%	OM	-10%	HNT	-18%	ARB	-45%
INJ	-9%	DAI	0%	IMX	-13%	KAS	-19%	LDO	-48%
KAS	-10%	FDUSD	0%	TAO	-15%	TON	-25%	POL	-55%
RAY	-17%	XMR	-2%	TIA	-19%	MKR	-29%	MATIC	-56%

## Category Performance

Category	7d	30d	90d	180d	365d	Ecosystem	7d	30d	90d	180d	365d
Meme	59%	71%	120%	41%	235%	Cosmos	22%	15%	23%	-30%	50%
CEXs	26%	37%	36%	10%	44%	Ethereum	27%	14%	19%	-11%	-12%
Currency	20%	23%	22%	-2%	31%	Solana	17%	13%	18%	-19%	107%
DEX	23%	20%	28%	-10%	64%	Avalanche	25%	12%	25%	-10%	23%
Lending	25%	15%	31%	9%	43%	Polygon	25%	11%	23%	-25%	4%
Smart Contract	26%	15%	29%	-15%	47%	Tron	15%	6%	57%	32%	94%
Scaling	23%	11%	23%	-39%	8%	Polkadot	17%	2%	22%	-35%	4%
IoT/Data/Comp.	24%	10%	17%	-23%	42%	BSC	20%	2%	20%	-24%	25%
Other DeFi	22%	9%	12%	-23%	8%						
Privacy	16%	6%	8%	-10%	-8%						
Gaming/Entertai	18%	6%	19%	-35%	-23%						

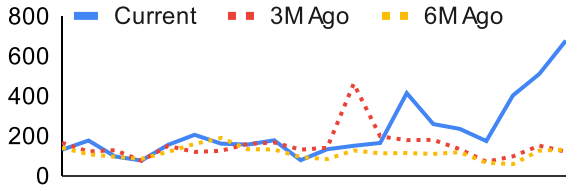
## DeFi

Total Value Locked, LTM, \$b	Top TVL By Protocol, \$b	DefiPulse Index, LTM
		

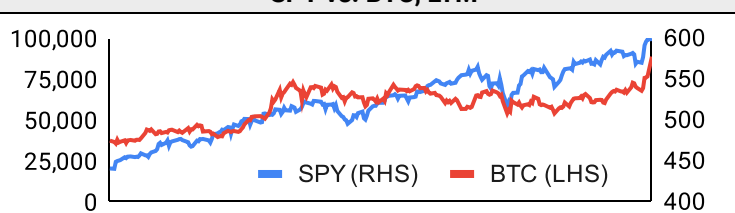
### Trading Volume

Aggregate Volumes by Product, \$b					Top Derivatives Exchanges, \$m and bps					Top Spot Exchanges, \$m		
Product	1d	7d	30d	O/I	Exchange	1d Vol	O/I	Mkr	Tkr	Exchange	Mkts	1d Vol
Spot	188	556.58	1500	n/a	Binance	221,245	25,448	2.0	4.0	Binance	1,660	71,382
Perpetuals	634	1,720	4,970	710	Bybit	93,068	17,773	2.0	5.5	Bybit	1,041	13,179
Futures	2	3	8	2	OKX	89,277	8,466	2.0	5.0	Coinbase	409	11,824
Options	10	38	93	n/a	Bitget	91,242	13,892	2.0	6.0	OKX	776	12,989

Daily Spot Volume, Top 100 Tokens Last 20d, \$b				Top Volume, 1d, \$m		Top Volume, %20d Avg		Low Volume, %20d Avg	
				USDT	291,466	CRO	864%	LEO	113%
				BTC	156,384	DOGE	586%	RETH	118%
				ETH	68,451	BONK	523%	POPCAT	130%
				DOGE	36,624	BTT	513%	WSTETH	138%
				USDC	22,242	SHIB	505%	GT	153%

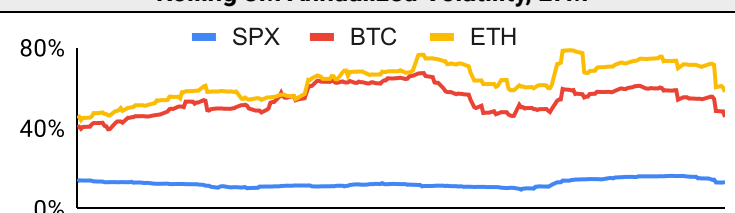
### Traditional Finance

Global Equity Markets							SPY vs. BTC, LTM	
	US	USGrwth	UK	Germany	Japan	HK		
1D	0%	0%	0%	0%	0%	0%	SPY (RHS)	BTC (LHS)
7D	5%	6%	0%	-1%	2%	-1%		
90D	10%	11%	9%	6%	3%	15%		
365D	36%	36%	24%	22%	15%	6%		

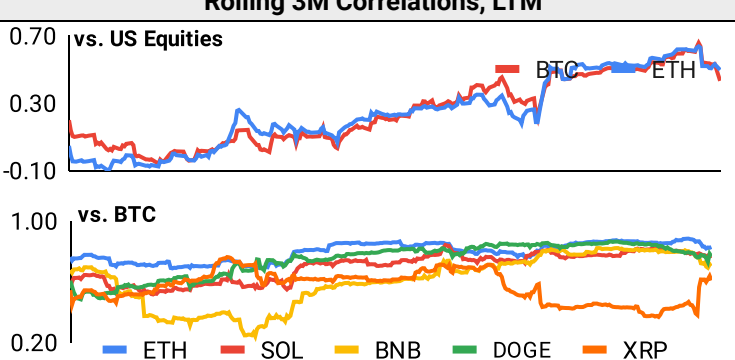
  

10-Year Treasury Yields							Commodities & FX					
	US	Brazil	UK	Germany	Japan	HK		WTI	Gas	Gold	USD/EUR	USD/JPY
Last	4.38%	12.73%	4.50%	2.31%	1.01%	3.37%	Last	68.6	2.91	2,614	0.94	154.1
1d Chg	0.03	0.01	0.08	-0.01	0.00	-0.06	1d % Chg	0.8%	-0.4%	-0.2%	0.3%	0.3%

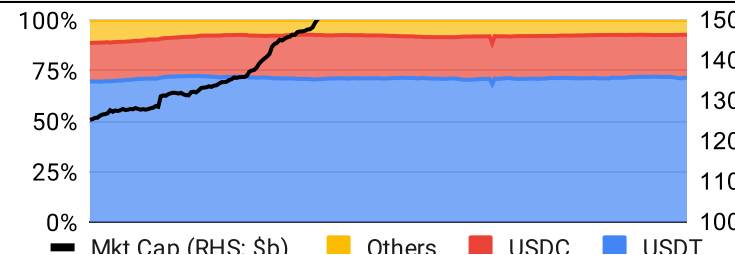
### Volatility

Annualized Volatility							Rolling 3M Annualized Volatility, LTM				
	BTC	ETH	SOL	BNB	DOGE	XRP					
30D	59%	72%	79%	48%	151%	46%	SPX	BTC	ETH		
90D	49%	60%	67%	44%	108%	49%					
180D	51%	67%	78%	52%	97%	62%					
365D	54%	63%	89%	58%	100%	62%					

### Correlations

Intra-Crypto Correlations, LTM							Rolling 3M Correlations, LTM		
	BTC	ETH	SOL	BNB	DOGE	XRP			
BTC							vs. US Equities	BTC	ETH
ETH	0.81						vs. BTC	ETH	SOL
SOL	0.71	0.66						BNB	DOGE
BNB	0.62	0.61	0.52					XRP	
DOGE	0.76	0.67	0.58	0.48					
XRP	0.58	0.56	0.52	0.39	0.56				

## Stablecoins

Stablecoin Market Size and Volume, \$m					Stablecoin Dominance (LHS) & Market Cap \$b (RHS), LTM	
Ticker	Price	1d Vol	20d Avg Vol	Market Cap		
USDT	1.00	291,466	98,460	124,096		
USDC	1.00	22,242	9,404	36,742		
DAI	1.00	302	118	5,363		
USDe	1.00	149	75	3,000		
USDD	1.00	14	5	755		
FRAX	1.00	35	12	647		

## Ethereum Mainnet & Layer 2s

Mainnet & Layer 2 Transactions (m/day) and L2 TVL (\$m)					Transactions (m/day), Rolling 90-Day Average, LTM																													
Network	1d	30d Avg	TVL	Tech Type																														
Base	6.9	189.3		Optimistic Rollup	<table border="1"> <thead> <tr> <th colspan="6">Layer 2 Token Performance &amp; Market Cap (\$b)</th> </tr> <tr> <th></th> <th>STX</th> <th>IMX</th> <th>ARB</th> <th>MNT</th> <th>OP</th> </tr> </thead> <tbody> <tr> <td>24h Return</td> <td>-1%</td> <td>-1%</td> <td>-1%</td> <td>-4%</td> <td>-1%</td> </tr> <tr> <td>Market Cap</td> <td>3.0</td> <td>2.6</td> <td>2.5</td> <td>2.5</td> <td>2.1</td> </tr> </tbody> </table>						Layer 2 Token Performance & Market Cap (\$b)							STX	IMX	ARB	MNT	OP	24h Return	-1%	-1%	-1%	-4%	-1%	Market Cap	3.0	2.6	2.5	2.5	2.1
Layer 2 Token Performance & Market Cap (\$b)																																		
	STX	IMX	ARB	MNT							OP																							
24h Return	-1%	-1%	-1%	-4%							-1%																							
Market Cap	3.0	2.6	2.5	2.5							2.1																							
Xai	8.0	169.3																																
Taiko	3.2	104.1		Optimistic Rollup																														
Arbitrum One	2.5	60.0		Optimistic Rollup																														
Gravity	1.2	58.5		Optimum																														
PlayBlock	1.8	43.9																																
Ethereum	1.3	34.7	-	mainnet																														
PoP Apex	1.0	28.3																																
OP Mainnet	1.0	24.2		Optimistic Rollup																														
Blast	0.4	18.3		Optimistic Rollup																														

## NFTs and DAOs

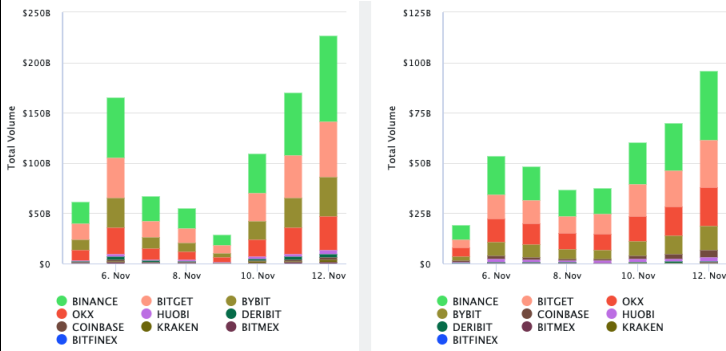
NFT Collection Stats (\$; Volume, MC in \$m)						DAO Treasury Amount (\$m) and Composition					
Collection	Floor	% Listed	3M Ret.	3M Vol	Market Cap	DAO	Treasury	Stables	BTC/ETH	Own Tokens	Other
CryptoPunks	94,426	40%	64%	109,046	944	Uniswap	3,888	0%	0%	100%	0%
Bored Ape Yacht C	37,067	54%	39%	46,690	371	Optimism	3,437	0%	0%	100%	0%
Pudgy Penguins	29,995	58%	28%	43,777	267	Mantle	3,042	1%	12%	81%	6%
Bitcoin Puppets	19,295	66%	311%	14,786	193	Arbitrum	1,871	0%	2%	98%	0%
Autoglyphs	322,462	32%	6%	485	165	ENS	1,497	2%	7%	87%	5%
Milady Maker	15,580	53%	50%	26,522	156	Ethereum	908	0%	100%	0%	0%
Azuki	15,254	40%	41%	16,165	153	Gnosis	478	6%	14%	53%	27%
NodeMonkes	13,656	55%	97%	17,470	137	Golem	445	0%	89%	11%	0%
Mutant Ape Yacht	6,417	60%	40%	21,706	125	Merit Circle	363	5%	1%	92%	2%
Chromie Squiggle	9,409	28%	10%	1,155	94	Lido	281	7%	44%	48%	1%

## Crypto News

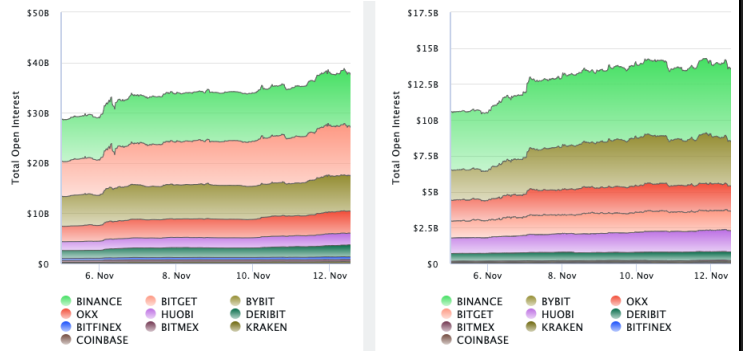
- [Bitcoin is closing in on \\$90,000 for the first time ever - CNBC](#)
- [Chinese Stocks Fall as Trump's Cabinet Picks Hurt Sentiment - Bloomberg](#)
- [The iShares Bitcoin ETF is now bigger than its gold counterpart following rush into crypto on Trump win - CNBC](#)
- [Bitcoin Options Show Traders Betting on \\$100,000 by Year-End - Bloomberg](#)
- [ECB opens door to 'pioneers' and 'visionaries' for digital euro - Global Government Fintech](#)
- [MicroStrategy's \\$2 billion Bitcoin buy is largest since 2020 - Fortune](#)
- [Fed heads into December meeting with new president-elect, same economic concerns - Blockworks](#)
- [How memecoins could bring back the retail investor in crypto - Blockworks](#)
- [SOL crosses \\$220, eyes fresh all-time high - Blockworks](#)

## Crypto Futures

### Futures Volume (BTC LHS ; ETH RHS), 1d



### Futures Open Interest (BTC LHS ; ETH RHS)



### OI Weighted Funding Rate (BTC LHS ; ETH RHS), 1d

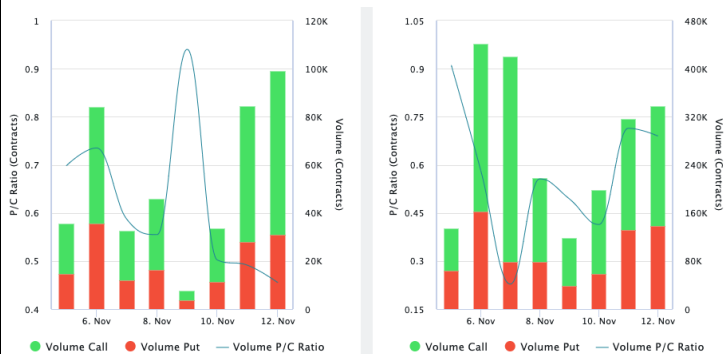


### Liquidations (BTC LHS ; ETH RHS), 1d



## Crypto Options

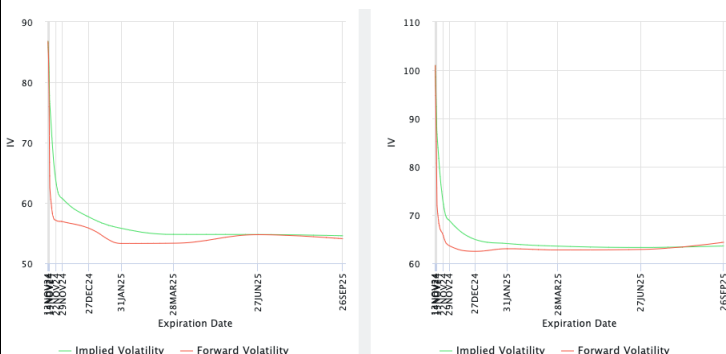
### Options Volume & Put/Call Ratio (BTC LHS ; ETH RHS), 1d



### ATM Implied Volatility (BTC LHS ; ETH RHS)



### ATM Implied Vol Term Structure (BTC LHS ; ETH RHS)



### 25 Delta Skew (BTC LHS ; ETH RHS)





November 12, 2024

## About GSR

GSR has over a decade of extensive experience in the crypto market, serving as a trusted liquidity provider and active, multi-stage investor. Our suite of services includes OTC Trading, Derivatives, and Market Making. GSR is actively involved in every major sector of the digital asset ecosystem, working with token issuers, institutional investors, miners, and leading trading venues.

For more information or if we can help with anything, please see [gsr.io](https://gsr.io) or contact us at [gsr@gsr.io](mailto:gsr@gsr.io).

Follow GSR for more content: [Twitter](#) [Telegram](#) [LinkedIn](#)

## Authors

Brian Rudick, Senior Strategist	<a href="#">Twitter</a>	<a href="#">Telegram</a>
Carlos Guzman, Research Analyst	<a href="#">Twitter</a>	<a href="#">Telegram</a>
Toe Bautista, Research Analyst	<a href="#">Twitter</a>	<a href="#">Telegram</a>

## Required Disclosures

This material is provided by GSR (the "Firm") solely for informational purposes, is intended only for sophisticated, institutional investors and does not constitute an offer or commitment, a solicitation of an offer or commitment, or any advice or recommendation, to enter into or conclude any transaction (whether on the terms shown or otherwise), or to provide investment services in any state or country where such an offer or solicitation or provision would be illegal. The Firm is not and does not act as an advisor or fiduciary in providing this material. GSR is not authorised or regulated in the UK by the Financial Conduct Authority. The protections provided by the UK regulatory system will not be available to you. Specifically, information provided herein is intended for institutional persons only and is not suitable for retail persons in the United Kingdom, and no solicitation or recommendation is being made to you in regards to any products or services.

This material is not a research report, and not subject to any of the independence and disclosure standards applicable to research reports prepared pursuant to FINRA or CFTC research rules. This material is not independent of the Firm's proprietary interests, which may conflict with the interests of any counterparty of the Firm. The Firm trades instruments discussed in this material for its own account, may trade contrary to the views expressed in this material, and may have positions in other related instruments.

Information contained herein is based on sources considered to be reliable, but is not guaranteed to be accurate or complete. Any opinions or estimates expressed herein reflect a judgment made by the author(s) as of the date of publication, and are subject to change without notice. Trading and investing in digital assets involves significant risks including price volatility and illiquidity and may not be suitable for all investors. The Firm is not liable whatsoever for any direct or consequential loss arising from the use of this material. Copyright of this material belongs to GSR. Neither this material nor any copy thereof may be taken, reproduced or redistributed, directly or indirectly, without prior written permission of GSR

## Notes & Sources

All options data is based on Deribit and derivatives graphics are from Laevidas. Market returns are based on price returns for the following ETFs: VOO, QQQ, EWU, EWG, EWJ, and EWH. Onchain volumes are not considered and thus certain token volumes may be understated (e.g., stETH).

CoinGecko	Santiment	DefiLlama	CoinMarketCap	Laevidas
L2Beat	Google Finance	TradingView	Deribit	WorldCoinIndex
Cryptorank	Investing.com	NFT Price Floor	CryptoSlate	