


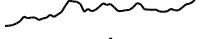








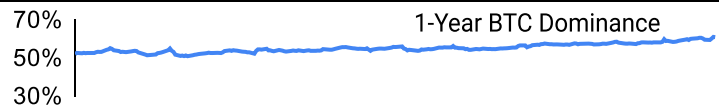
Crypto Leaderboard

Rank	Name	Ticker	Price	24h	7d	30d	24h Vol \$m	MC \$m	1-Year Chart
1	Bitcoin	BTC	\$88,634	-4%	17%	32%	120,970	1,753,374	
2	Ethereum	ETH	\$3,077	-7%	6%	18%	54,294	370,406	
3	Tether	USDT	\$1.00	0%	0%	0%	163,886	126,397	
4	Solana	SOL	\$210	-3%	7%	36%	12,211	99,119	
5	BNB	BNB	\$625	0%	5%	5%	3,375	91,211	
6	Dogecoin	DOGE	\$0.38	-9%	98%	226%	21,260	56,247	
7	XRP Ledger	XRP	\$0.71	-1%	28%	31%	6,065	40,168	
8	USD Coin	USDC	\$1.00	0%	0%	0%	14,722	36,602	
9	Lido stETH	STETH	\$3,075	-7%	6%	18%	88	30,052	
10	Cardano	ADA	\$0.55	-9%	35%	52%	1,647	19,504	

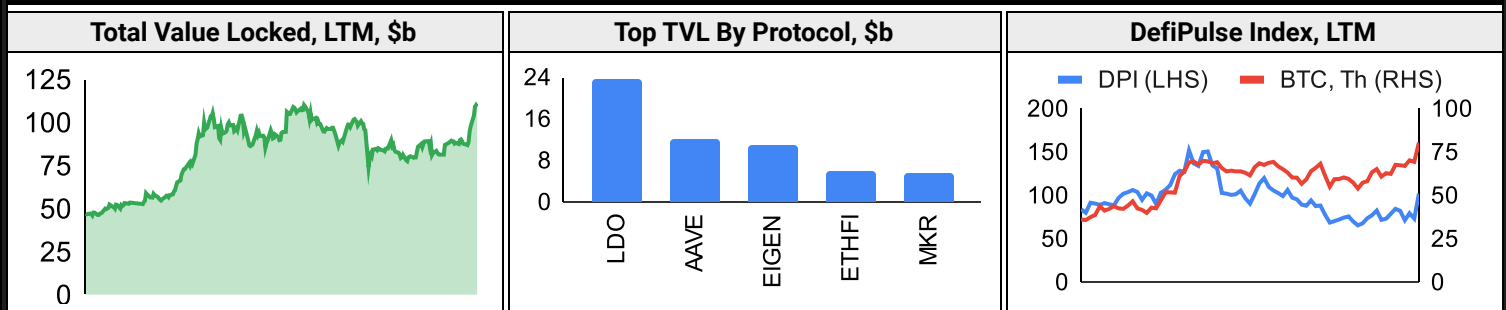
Top & Bottom Performers - Top 100 Tokens

24h		7 Days		30 Days		90 Days		365 Days	
PNUT	16%	DOGE	98%	DOGE	226%	SUI	307%	OM	6484%
BRETT	12%	PEPE	87%	RAY	115%	POPCAT	304%	PEPE	1530%
OM	12%	CRO	70%	CRO	101%	DOGE	282%	BONK	1026%
PEPE	9%	WIF	62%	PEPE	98%	PEPE	186%	RAY	986%
TAO	-12%	AR	-8%	TAO	-16%	TON	-20%	ARB	-49%
ENA	-14%	AAVE	-11%	AR	-17%	AR	-24%	ATOM	-49%
NEIRO	-14%	XMR	-11%	TIA	-21%	KAS	-27%	LDO	-55%
CRO	-14%	LDO	-14%	IMX	-27%	MKR	-28%	POL	-61%

Category Performance

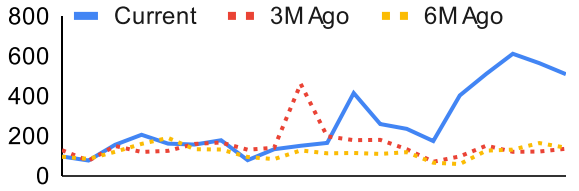
Category	7d	30d	90d	180d	365d	Ecosystem	7d	30d	90d	180d	365d
Meme	44%	67%	134%	42%	244%	Solana	52%	42%	48%	-1%	86%
Currency	14%	20%	29%	-1%	33%	Tron	14%	11%	52%	36%	105%
CEXs	14%	19%	33%	11%	39%	Ethereum	1%	6%	16%	-19%	-21%
DEX	2%	11%	27%	-17%	39%	Avalanche	4%	5%	22%	-17%	11%
Smart Contract	10%	8%	28%	-21%	33%	Polygon	7%	3%	23%	-30%	-4%
Lending	-1%	7%	26%	-1%	31%	Cosmos	16%	-3%	8%	-39%	10%
IoT/Data/Comp.	5%	1%	15%	-28%	32%	BSC	5%	-5%	20%	-29%	15%
Scaling	0%	-2%	19%	-45%	-2%	Polkadot	2%	-6%	20%	-41%	-3%
Gaming/Entertai	-1%	-3%	18%	-40%	-31%						
Other DeFi	-11%	-11%	5%	-37%	-18%						
Privacy	-16%	-16%	-12%	-26%	-28%						

DeFi

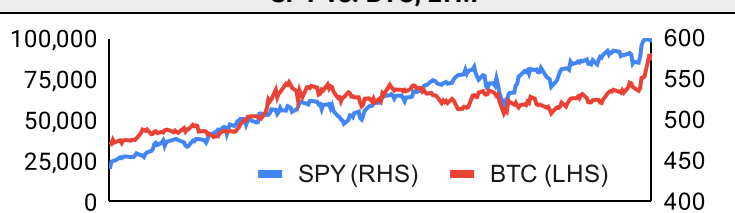


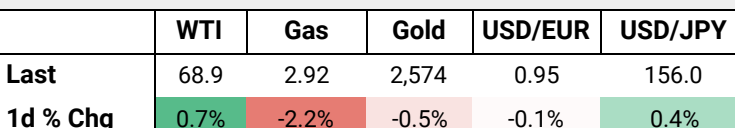
Trading Volume

Aggregate Volumes by Product, \$b					Top Derivatives Exchanges, \$m and bps					Top Spot Exchanges, \$m		
Product	1d	7d	30d	O/I	Exchange	1d Vol	O/I	Mkr	Tkr	Exchange	Mkts	1d Vol
Spot	140	790.59	1800	n/a	Binance	161,231	25,897	2.0	4.0	Binance	1,662	54,512
Perpetuals	425	2,450	5,910	789	Bybit	64,738	18,254	2.0	5.5	Bybit	1,047	10,566
Futures	1	4	11	2	OKX	59,673	8,312	2.0	5.0	Coinbase	411	9,073
Options	5	35	99	n/a	Bitget	61,285	13,974	2.0	6.0	OKX	770	9,583

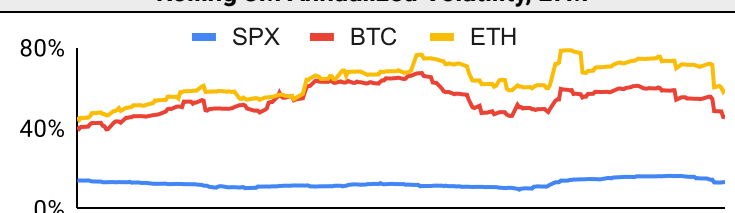
Daily Spot Volume, Top 100 Tokens Last 20d, \$b				Top Volume, 1d, \$m		Top Volume, %20d Avg		Low Volume, %20d Avg	
				USDT	228,619	PEPE	638%	FET	0%
				BTC	111,555	BONK	433%	LEO	12%
				ETH	43,129	WIF	401%	RETH	35%
				DOGE	19,880	LTC	299%	CRO	99%
				PEPE	19,689	JASMY	279%	WSTETH	105%

Traditional Finance

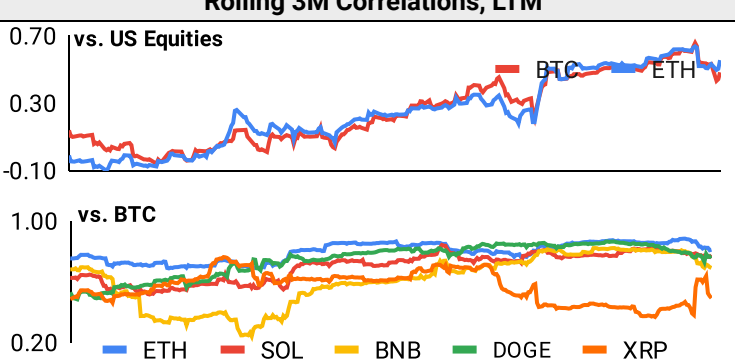
Global Equity Markets							SPY vs. BTC, LTM				
	US	USGrwth	UK	Germany	Japan	HK					
1D	0%	0%	-1%	-1%	-1%	-1%					
7D	1%	1%	-1%	-2%	-2%	-4%					
90D	8%	8%	3%	1%	-2%	11%					
365D	33%	33%	21%	14%	10%	-1%					

10-Year Treasury Yields							Commodities & FX					
	US	Brazil	UK	Germany	Japan	HK						
Last	4.44%	12.84%	4.55%	2.36%	1.05%	3.37%	Last	WTI	Gas	Gold	USD/EUR	USD/JPY
1d Chg	-0.02	-0.05	0.02	-0.03	-0.01	-0.06	1d % Chg	68.9	2.92	2,574	0.95	156.0
							0.7% -2.2% -0.5% -0.1% 0.4%					

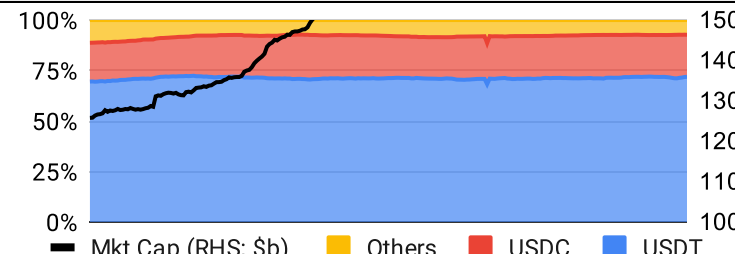
Volatility

Annualized Volatility							Rolling 3M Annualized Volatility, LTM				
	BTC	ETH	SOL	BNB	DOGE	XRP					
30D	57%	71%	74%	45%	155%	66%					
90D	49%	60%	66%	43%	110%	56%					
180D	51%	66%	77%	52%	98%	65%					
365D	53%	63%	87%	58%	101%	63%					

Correlations

Intra-Crypto Correlations, LTM							Rolling 3M Correlations, LTM				
	BTC	ETH	SOL	BNB	DOGE	XRP					
BTC											
ETH	0.81										
SOL	0.71	0.67									
BNB	0.62	0.60	0.52								
DOGE	0.76	0.66	0.59	0.47							
XRP	0.55	0.52	0.52	0.37	0.55						

Stablecoins

Stablecoin Market Size and Volume, \$m					Stablecoin Dominance (LHS) & Market Cap \$b (RHS), LTM	
Ticker	Price	1d Vol	20d Avg Vol	Market Cap		
USDT	1.00	228,619	114,243	126,628		
USDC	1.00	18,118	10,313	36,621		
DAI	1.00	185	125	5,364		
USDe	1.00	176	78	3,087		
USDD	1.00	12	6	755		
FRAX	0.99	10	11	646		
						— Mkt Cap (RHS: \$b) ■ Others ■ USDC ■ USDT

Ethereum Mainnet & Layer 2s

Mainnet & Layer 2 Transactions (m/day) and L2 TVL (\$m)					Transactions (m/day), Rolling 90-Day Average, LTM																													
Network	1d	30d Avg	TVL	Tech Type																														
Base	6.7	190.9		Optimistic Rollup	<table border="1"> <thead> <tr> <th colspan="6">Layer 2 Token Performance & Market Cap (\$b)</th> </tr> <tr> <th></th> <th>STX</th> <th>MNT</th> <th>IMX</th> <th>ARB</th> <th>OP</th> </tr> </thead> <tbody> <tr> <td>24h Return</td> <td>-8%</td> <td>-4%</td> <td>-10%</td> <td>-7%</td> <td>-6%</td> </tr> <tr> <td>Market Cap</td> <td>2.8</td> <td>2.4</td> <td>2.3</td> <td>2.3</td> <td>1.9</td> </tr> </tbody> </table>						Layer 2 Token Performance & Market Cap (\$b)							STX	MNT	IMX	ARB	OP	24h Return	-8%	-4%	-10%	-7%	-6%	Market Cap	2.8	2.4	2.3	2.3	1.9
Layer 2 Token Performance & Market Cap (\$b)																																		
	STX	MNT	IMX	ARB							OP																							
24h Return	-8%	-4%	-10%	-7%							-6%																							
Market Cap	2.8	2.4	2.3	2.3							1.9																							
Taiko	3.3	106.8		Optimistic Rollup																														
Arbitrum One	2.5	61.6		Optimistic Rollup																														
Ethereum	1.3	35.0	-	mainnet																														
OP Mainnet	1.0	24.7		Optimistic Rollup																														
Blast	0.5	18.0		Optimistic Rollup																														
World Chain	0.4	14.2																																
Starknet	0.1	13.1		ZK Rollup																														
Scroll	0.1	9.9		ZK Rollup																														
Linea	0.2	6.9		ZK Rollup																														

NFTs and DAOs

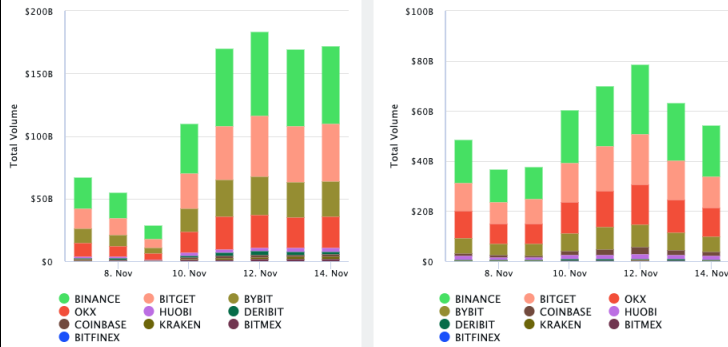
NFT Collection Stats (\$; Volume, MC in \$m)						DAO Treasury Amount (\$m) and Composition					
Collection	Floor	% Listed	3M Ret.	3M Vol	Market Cap	DAO	Treasury	Stables	BTC/ETH	Own Tokens	Other
CryptoPunks	100,823	41%	82%	116,173	1,000	Uniswap	3,388	0%	0%	100%	0%
Bored Ape Yacht Club	#VALUE!	54%	12%	45,143	354	Optimism	3,213	0%	0%	100%	0%
Pudgy Penguins	28,978	57%	23%	43,436	258	Mantle	2,924	0%	12%	81%	6%
Autoglyphs	304,552	32%	3%	485	156	Arbitrum	1,750	0%	2%	98%	0%
Bitcoin Puppets	15,585	66%	220%	14,972	156	ENS	1,318	2%	7%	86%	5%
Milady Maker	15,490	53%	60%	26,881	155	Ethereum	859	0%	100%	0%	0%
Azuki	13,480	40%	21%	16,679	135	Gnosis	442	5%	15%	54%	27%
Chromie Squiggle	11,998	28%	44%	1,475	120	Golem	438	0%	89%	11%	0%
Mutant Ape Yacht Club	5,883	60%	23%	21,814	115	Merit Circle	339	6%	1%	91%	2%
NodeMonkes	11,419	55%	52%	17,276	114	Fei Protocol	282	0%	0%	100%	0%

Crypto News

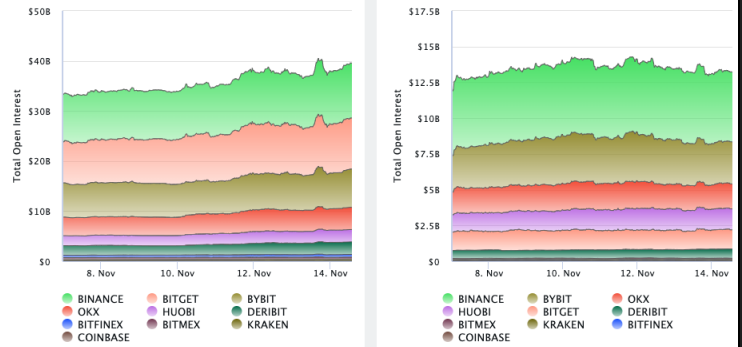
- [BTC's Climb Lifts Miner Revenue, Restoring Hashprice to June Levels - Bitcoin.com News](#)
- [Bitcoin's Dominance of Crypto Market Reaches Highest Level Since 2021 - Investopedia](#)
- [OP_CAT could go live on Bitcoin within 12 months: Eli Ben Sasson - Cointelegraph](#)
- [The US government might be cracking down on Polymarket - Blockworks](#)
- [Franklin Templeton launches Benji on Ethereum in 'milestone' move - Blockworks](#)
- [HOOD cashes in on the Trump-fueled crypto rally - Blockworks](#)
- [Trump-Supported World Liberty Financial Taps Chainlink Data Services as DeFi Platform Takes Shape - CoinDesk](#)
- [U.S. ETF Inflows Hit \\$4.7B Over 6 Days as Bitcoin Becomes 7th-Largest Asset in the World - CoinDesk](#)
- [Institutions Go All In on Crypto: Sygnum Survey Reveals 57% Respondents Plan to Boost Allocations - CoinDesk](#)

Crypto Futures

Futures Volume (BTC LHS ; ETH RHS), 1d



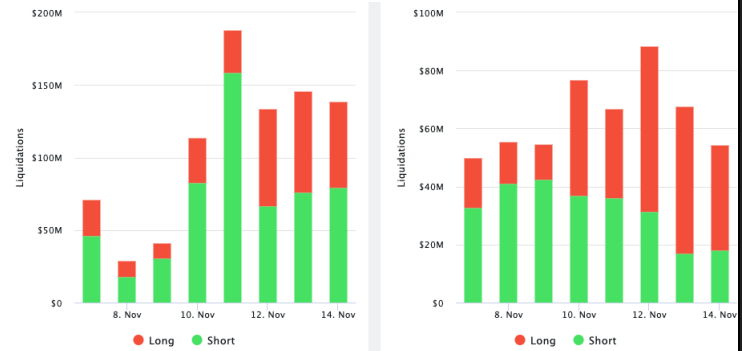
Futures Open Interest (BTC LHS ; ETH RHS)



OI Weighted Funding Rate (BTC LHS ; ETH RHS), 1d

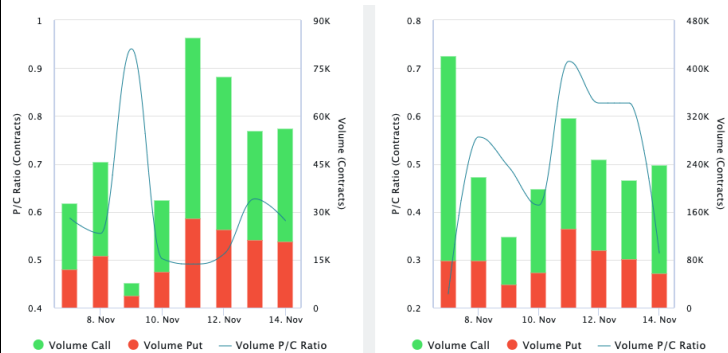


Liquidations (BTC LHS ; ETH RHS), 1d

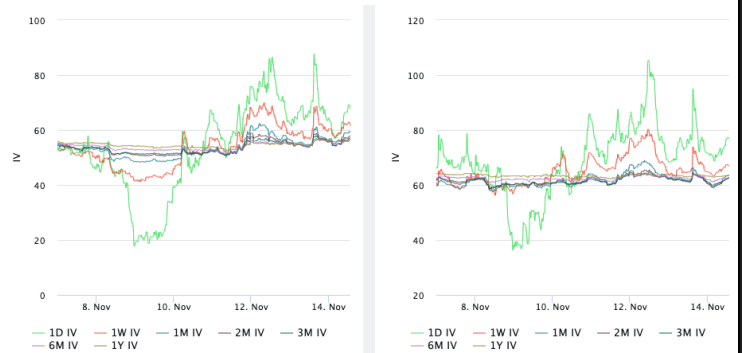


Crypto Options

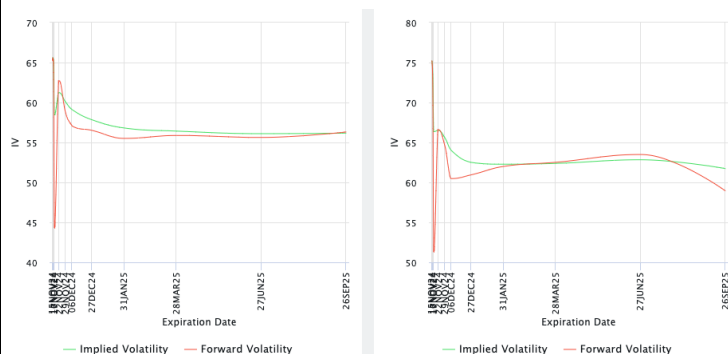
Options Volume & Put/Call Ratio (BTC LHS ; ETH RHS), 1d



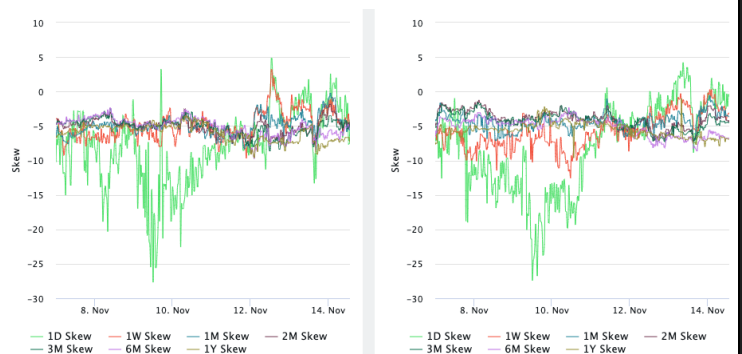
ATM Implied Volatility (BTC LHS ; ETH RHS)



ATM Implied Vol Term Structure (BTC LHS ; ETH RHS)



25 Delta Skew (BTC LHS ; ETH RHS)





November 14, 2024

About GSR

GSR has over a decade of extensive experience in the crypto market, serving as a trusted liquidity provider and active, multi-stage investor. Our suite of services includes OTC Trading, Derivatives, and Market Making. GSR is actively involved in every major sector of the digital asset ecosystem, working with token issuers, institutional investors, miners, and leading trading venues.

For more information or if we can help with anything, please see gsr.io or contact us at gsr@gsr.io.

Follow GSR for more content: [Twitter](#) [Telegram](#) [LinkedIn](#)

Authors

Brian Rudick, Senior Strategist	Twitter	Telegram
Carlos Guzman, Research Analyst	Twitter	Telegram
Toe Bautista, Research Analyst	Twitter	Telegram

Required Disclosures

This material is provided by GSR (the "Firm") solely for informational purposes, is intended only for sophisticated, institutional investors and does not constitute an offer or commitment, a solicitation of an offer or commitment, or any advice or recommendation, to enter into or conclude any transaction (whether on the terms shown or otherwise), or to provide investment services in any state or country where such an offer or solicitation or provision would be illegal. The Firm is not and does not act as an advisor or fiduciary in providing this material. GSR is not authorised or regulated in the UK by the Financial Conduct Authority. The protections provided by the UK regulatory system will not be available to you. Specifically, information provided herein is intended for institutional persons only and is not suitable for retail persons in the United Kingdom, and no solicitation or recommendation is being made to you in regards to any products or services.

This material is not a research report, and not subject to any of the independence and disclosure standards applicable to research reports prepared pursuant to FINRA or CFTC research rules. This material is not independent of the Firm's proprietary interests, which may conflict with the interests of any counterparty of the Firm. The Firm trades instruments discussed in this material for its own account, may trade contrary to the views expressed in this material, and may have positions in other related instruments.

Information contained herein is based on sources considered to be reliable, but is not guaranteed to be accurate or complete. Any opinions or estimates expressed herein reflect a judgment made by the author(s) as of the date of publication, and are subject to change without notice. Trading and investing in digital assets involves significant risks including price volatility and illiquidity and may not be suitable for all investors. The Firm is not liable whatsoever for any direct or consequential loss arising from the use of this material. Copyright of this material belongs to GSR. Neither this material nor any copy thereof may be taken, reproduced or redistributed, directly or indirectly, without prior written permission of GSR

Notes & Sources

All options data is based on Deribit and derivatives graphics are from Laevidas. Market returns are based on price returns for the following ETFs: VOO, QQQ, EWU, EWG, EWJ, and EWH. Onchain volumes are not considered and thus certain token volumes may be understated (e.g., stETH).

CoinGecko	Santiment	DefiLlama	CoinMarketCap	Laevidas
L2Beat	Google Finance	TradingView	Deribit	WorldCoinIndex
Cryptorank	Investing.com	NFT Price Floor	CryptoSlate	