











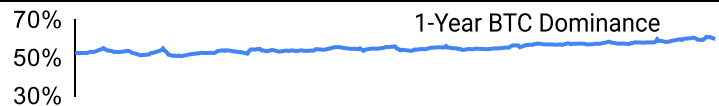
Crypto Leaderboard

Rank	Name	Ticker	Price	24h	7d	30d	24h Vol \$m	MC \$m	1-Year Chart
1	Bitcoin	BTC	\$91,285	1%	3%	33%	53,196	1,805,980	
2	Ethereum	ETH	\$3,161	2%	-6%	19%	32,191	380,324	
3	Tether	USDT	\$1.00	0%	0%	0%	77,239	127,505	
4	Solana	SOL	\$239	2%	7%	50%	10,994	113,479	
5	BNB	BNB	\$619	0%	-6%	4%	1,495	90,351	
6	XRP Ledger	XRP	\$1.13	4%	82%	107%	10,830	64,102	
7	Dogecoin	DOGE	\$0.37	1%	6%	155%	9,172	54,166	
8	USD Coin	USDC	\$1.00	0%	0%	0%	7,689	37,066	
9	Lido stETH	STETH	\$3,159	2%	-6%	20%	101	30,915	
10	Cardano	ADA	\$0.74	1%	21%	111%	2,589	26,446	

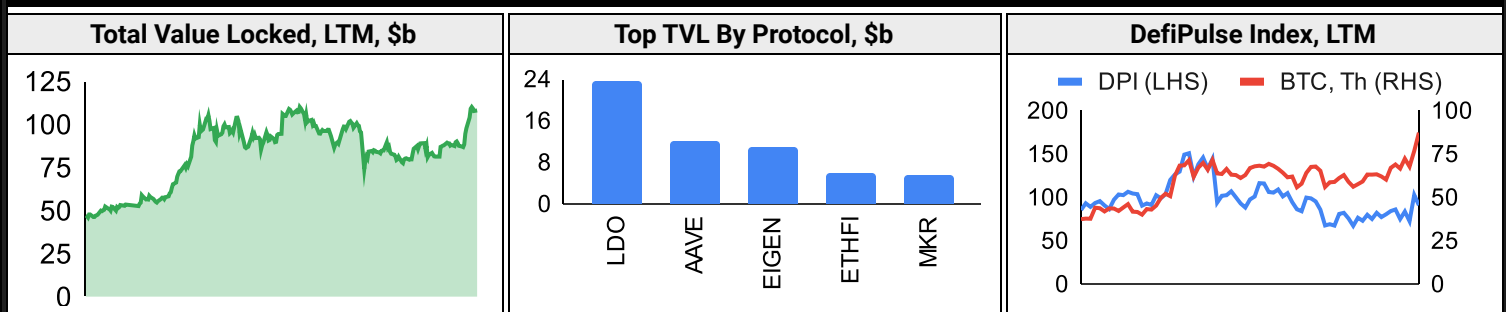
Top & Bottom Performers - Top 100 Tokens

24h		7 Days		30 Days		90 Days		365 Days	
HBAR	53%	OM	176%	OM	177%	OM	389%	OM	17965%
XTZ	36%	HBAR	133%	RAY	156%	SUI	327%	PEPE	1662%
OM	21%	XLM	106%	HBAR	155%	POPCAT	305%	RAY	1318%
XLM	19%	XRP	82%	DOGE	155%	DOGE	258%	BONK	992%
POPCAT	-9%	FTM	-15%	FET	-4%	XMR	-2%	ARB	-32%
WIF	-10%	TAO	-16%	TIA	-7%	TON	-18%	ATOM	-32%
BONK	-11%	CRO	-17%	TAO	-8%	AR	-19%	MATIC	-46%
GOAT	-17%	RUNE	-18%	IMX	-12%	MKR	-22%	POL	-46%

Category Performance

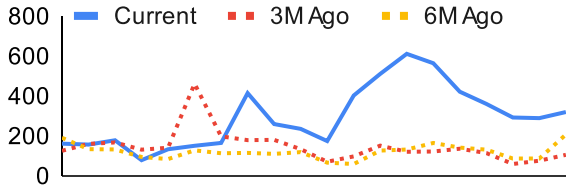
Category	7d	30d	90d	180d	365d	Ecosystem	7d	30d	90d	180d	365d
Meme	-1%	53%	127%	34%	266%	Solana	14%	29%	39%	-12%	114%
Currency	27%	49%	57%	25%	67%	Tron	15%	23%	24%	51%	127%
DEX	5%	32%	42%	-7%	76%	Ethereum	-1%	20%	23%	-17%	-10%
Smart Contract	10%	32%	48%	-7%	57%	Avalanche	0%	20%	30%	-13%	26%
CEXs	-4%	25%	36%	13%	43%	Polygon	3%	15%	32%	-25%	12%
Privacy	11%	21%	23%	-2%	6%	Polkadot	8%	14%	35%	-31%	19%
IoT/Data/Comp.	2%	17%	25%	-21%	46%	Cosmos	2%	12%	31%	-28%	40%
Lending	-3%	17%	29%	-1%	43%	BSC	0%	3%	25%	-28%	27%
Gaming/Entertai	7%	15%	34%	-30%	-12%						
Scaling	1%	15%	22%	-41%	8%						
Other DeFi	-1%	9%	15%	-25%	11%						

DeFi

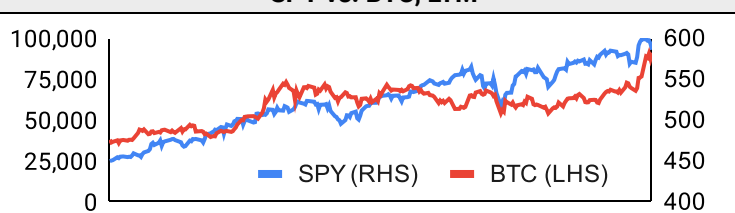


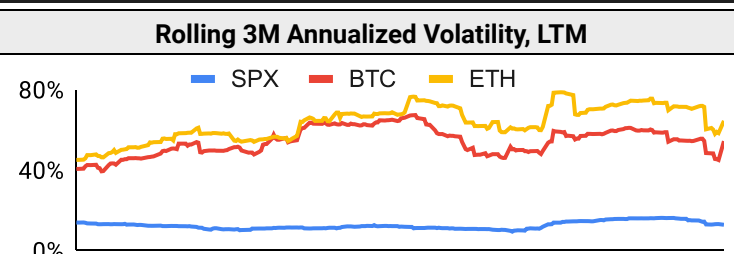
Trading Volume

Aggregate Volumes by Product, \$b					Top Derivatives Exchanges, \$m and bps					Top Spot Exchanges, \$m		
Product	1d	7d	30d	O/I	Exchange	1d Vol	O/I	Mkr	Tkr	Exchange	Mkts	1d Vol
Spot	90	948.96	2110	n/a	Binance	95,106	28,575	2.0	4.0	Binance	1,669	30,441
Perpetuals	258	2,820	6,640	813	Bybit	39,455	20,691	2.0	5.5	Bybit	1,051	6,657
Futures	0	4	11	1	OKX	36,835	9,140	2.0	5.0	Coinbase	410	5,423
Options	3	29	102	n/a	Bitget	33,180	15,810	2.0	6.0	OKX	776	5,615

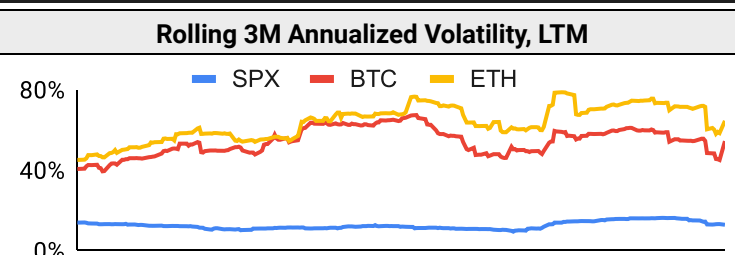
Daily Spot Volume, Top 100 Tokens Last 20d, \$b				Top Volume, 1d, \$m		Top Volume, %20d Avg		Low Volume, %20d Avg	
				USDT	145,161	HBAR	673%	LEO	12%
				BTC	64,655	XLM	471%	MATIC	55%
				ETH	30,404	OM	444%	MKR	65%
				USDC	9,749	XTZ	422%	METH	66%
				XRP	9,632	ALGO	384%	GOAT	70%

Traditional Finance

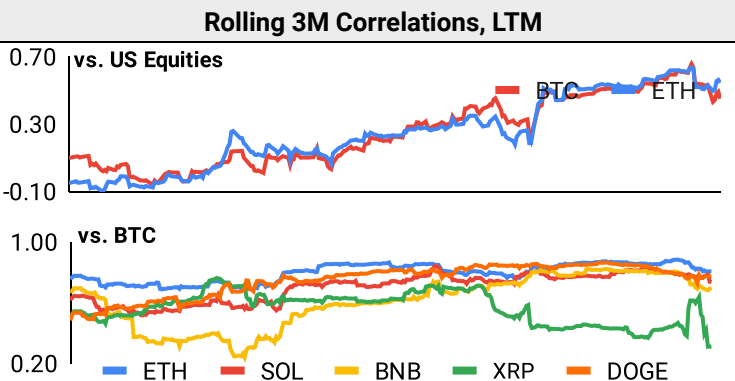
Global Equity Markets							SPY vs. BTC, LTM				
	US	USGrwth	UK	Germany	Japan	HK					
1D	-1%	-2%	0%	0%	0%	0%					
7D	-2%	-3%	-2%	-2%	-3%	-4%					
90D	6%	5%	4%	1%	-3%	10%					
365D	30%	29%	17%	14%	10%	-2%					

10-Year Treasury Yields							Commodities & FX																						
	US	Brazil	UK	Germany	Japan	HK																							
Last	4.44%	12.90%	4.52%	2.37%	1.07%	3.33%	<table border="1"> <thead> <tr> <th></th> <th>WTI</th> <th>Gas</th> <th>Gold</th> <th>USD/EUR</th> <th>USD/JPY</th> </tr> </thead> <tbody> <tr> <td>Last</td> <td>68.8</td> <td>2.92</td> <td>2,615</td> <td>0.95</td> <td>154.9</td> </tr> <tr> <td>1d % Chg</td> <td>2.8%</td> <td>3.3%</td> <td>1.8%</td> <td>-0.3%</td> <td>0.3%</td> </tr> </tbody> </table>						WTI	Gas	Gold	USD/EUR	USD/JPY	Last	68.8	2.92	2,615	0.95	154.9	1d % Chg	2.8%	3.3%	1.8%	-0.3%	0.3%
	WTI	Gas	Gold	USD/EUR	USD/JPY																								
Last	68.8	2.92	2,615	0.95	154.9																								
1d % Chg	2.8%	3.3%	1.8%	-0.3%	0.3%																								
1d Chg	0.02	0.00	0.04	0.00	0.00	-0.06																							

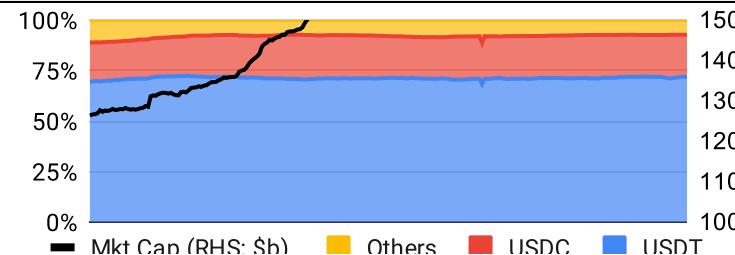
Volatility

Annualized Volatility							Rolling 3M Annualized Volatility, LTM				
	BTC	ETH	SOL	BNB	XRP	DOGE					
30D	60%	72%	80%	44%	126%	162%					
90D	50%	60%	70%	41%	85%	112%					
180D	50%	61%	77%	51%	80%	97%					
365D	53%	63%	87%	58%	71%	101%					

Correlations

Intra-Crypto Correlations, LTM							Rolling 3M Correlations, LTM				
	BTC	ETH	SOL	BNB	XRP	DOGE					
BTC											
ETH	0.81										
SOL	0.70	0.66									
BNB	0.61	0.60	0.51								
XRP	0.49	0.47	0.44	0.32							
DOGE	0.77	0.67	0.60	0.48	0.47						

Stablecoins

Stablecoin Market Size and Volume, \$m					Stablecoin Dominance (LHS) & Market Cap \$b (RHS), LTM	
Ticker	Price	1d Vol	20d Avg Vol	Market Cap		
USDT	1.00	145,161	129,358	127,583		
USDC	1.00	9,749	10,697	37,165		
DAI	1.00	121	129	5,366		
USDe	1.00	135	96	3,321		
USDD	1.00	8	7	762		
FRAX	1.00	9	12	647		

Ethereum Mainnet & Layer 2s

Mainnet & Layer 2 Transactions (m/day) and L2 TVL (\$m)					Transactions (m/day), Rolling 90-Day Average, LTM					
Network	1d	30d Avg	TVL	Tech Type						
Base	7.2	195.6		Optimistic Rollup						
Taiko	4.6	113.3		Optimistic Rollup						
Arbitrum One	2.1	62.4		Optimistic Rollup						
Ethereum	1.2	35.0	-	mainnet						
OP Mainnet	0.8	24.6		Optimistic Rollup						
Blast	0.4	16.9		Optimistic Rollup						
World Chain	0.4	13.9								
Starknet	0.1	13.3		ZK Rollup						
Scroll	0.1	7.2		ZK Rollup						
Linea	0.2	7.0		ZK Rollup						

Layer 2 Token Performance & Market Cap (\$b)					
	ARB	STX	IMX	MNT	OP
24h Return	+3.71%	+0.85%	+3.48%	+0.78%	+2.08%
Market Cap	2.9	2.9	2.8	2.5	2.2

NFTs and DAOs

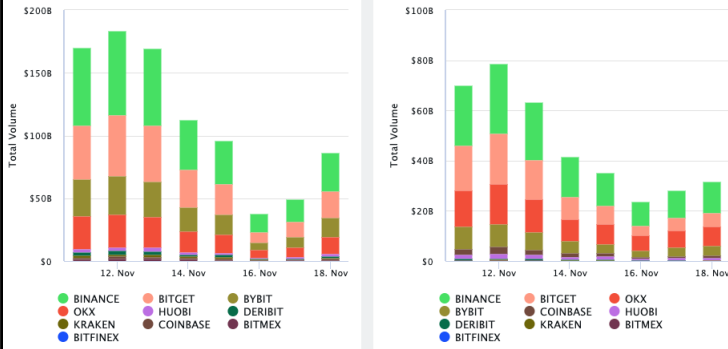
NFT Collection Stats (\$; Volume, MC in \$m)						DAO Treasury Amount (\$m) and Composition					
Collection	Floor	% Listed	3M Ret.	3M Vol	Market Cap	DAO	Treasury	Stables	BTC/ETH	Own Tokens	Other
CryptoPunks	113,765	41%	99%	127,144	1,100	Uniswap	3,664	0%	0%	100%	0%
Bored Ape Yacht Club	41,389	54%	35%	48,172	414	Optimism	3,557	0%	0%	100%	0%
Pudgy Penguins	32,667	57%	40%	44,265	290	Mantle	2,528	1%	7%	86%	6%
Milady Maker	19,307	53%	97%	27,732	193	Arbitrum	2,020	0%	2%	98%	0%
Autoglyphs	310,997	32%	15%	485	159	ENS	1,281	2%	7%	86%	5%
Bitcoin Puppets	15,853	66%	223%	15,133	159	Ethereum	835	0%	100%	0%	0%
Chromie Squiggle	15,673	28%	88%	1,888	157	Gnosis	447	5%	14%	53%	28%
Azuki	15,279	40%	33%	17,345	153	Golem	427	0%	89%	11%	0%
Mutant Ape Yacht Club	6,624	60%	38%	23,307	129	Merit Circle	389	5%	1%	93%	2%
NodeMonkes	11,188	54%	52%	17,125	112	Fei Protocol	292	0%	0%	100%	0%

Crypto News

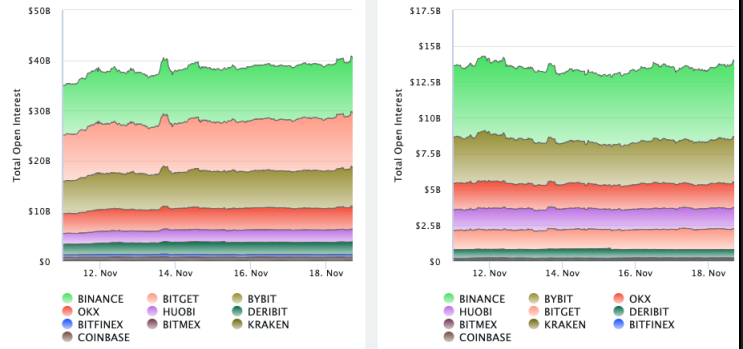
- [First European Presidential Candidate Joins the Global Race for Bitcoin With Call for a National Strategic Reserve – News Bytes - Bitcoin.com News](#)
- [Crypto exchange OKX launches Singapore dollar funds transfer service for local customers - Reuters.com](#)
- [Nubank launches cryptocurrency swap tool - The Paypers](#)
- [Nvidia, bitcoin, BOJ's Ueda - what's moving markets - Investing.com](#)
- [Dormant No More: 2012 Bitcoin Wallet Moves \\$35.7M, Linked to Last Month's Whale Transfers – Bitcoin News - Bitcoin.com News](#)
- [Arca to create 'one-stop shop' for investors after BlockTower merger - Blockworks](#)
- [Web3 Watch: McDonald's strikes up branding collaboration with Doodles - Blockworks](#)
- [Crypto ETFs filings to test an SEC likely to change - Blockworks](#)
- [Solana AI projects surge despite Trump stealing headlines - Blockworks](#)

Crypto Futures

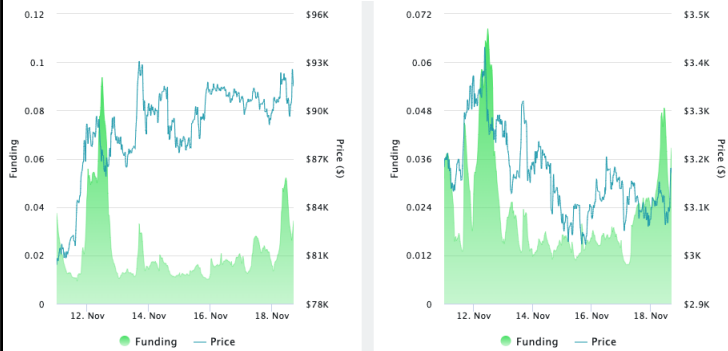
Futures Volume (BTC LHS ; ETH RHS), 1d



Futures Open Interest (BTC LHS ; ETH RHS)



OI Weighted Funding Rate (BTC LHS ; ETH RHS), 1d

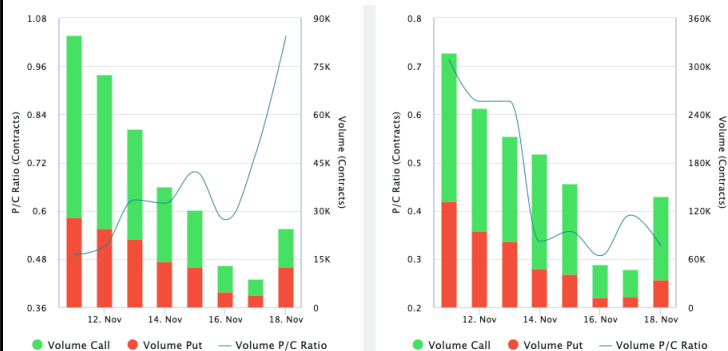


Liquidations (BTC LHS ; ETH RHS), 1d

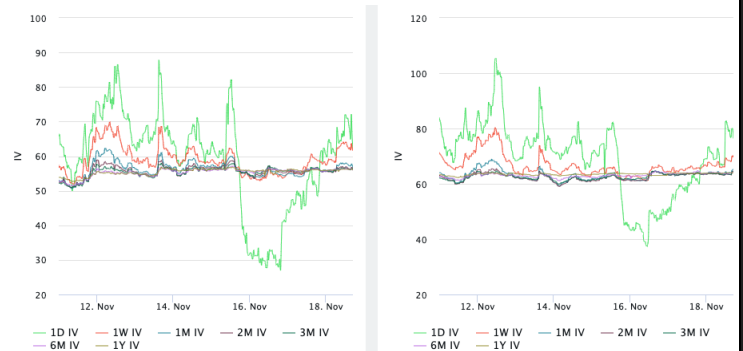


Crypto Options

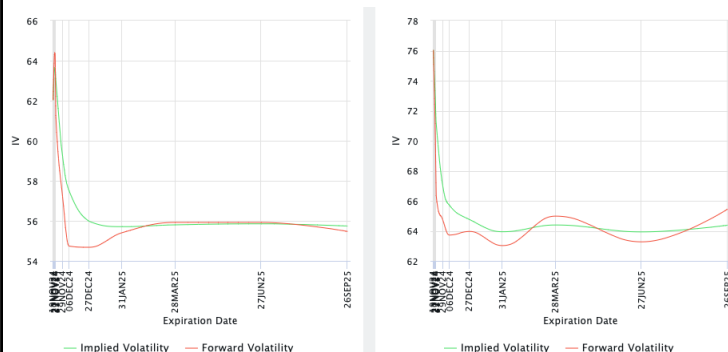
Options Volume & Put/Call Ratio (BTC LHS ; ETH RHS), 1d



ATM Implied Volatility (BTC LHS ; ETH RHS)



ATM Implied Vol Term Structure (BTC LHS ; ETH RHS)



25 Delta Skew (BTC LHS ; ETH RHS)





November 18, 2024

About GSR

GSR has over a decade of extensive experience in the crypto market, serving as a trusted liquidity provider and active, multi-stage investor. Our suite of services includes OTC Trading, Derivatives, and Market Making. GSR is actively involved in every major sector of the digital asset ecosystem, working with token issuers, institutional investors, miners, and leading trading venues.

For more information or if we can help with anything, please see gsr.io or contact us at gsr@gsr.io.

Follow GSR for more content: [Twitter](#) [Telegram](#) [LinkedIn](#)

Authors

Brian Rudick, Senior Strategist	Twitter	Telegram
Carlos Guzman, Research Analyst	Twitter	Telegram
Toe Bautista, Research Analyst	Twitter	Telegram

Required Disclosures

This material is provided by GSR (the "Firm") solely for informational purposes, is intended only for sophisticated, institutional investors and does not constitute an offer or commitment, a solicitation of an offer or commitment, or any advice or recommendation, to enter into or conclude any transaction (whether on the terms shown or otherwise), or to provide investment services in any state or country where such an offer or solicitation or provision would be illegal. The Firm is not and does not act as an advisor or fiduciary in providing this material. GSR is not authorised or regulated in the UK by the Financial Conduct Authority. The protections provided by the UK regulatory system will not be available to you. Specifically, information provided herein is intended for institutional persons only and is not suitable for retail persons in the United Kingdom, and no solicitation or recommendation is being made to you in regards to any products or services.

This material is not a research report, and not subject to any of the independence and disclosure standards applicable to research reports prepared pursuant to FINRA or CFTC research rules. This material is not independent of the Firm's proprietary interests, which may conflict with the interests of any counterparty of the Firm. The Firm trades instruments discussed in this material for its own account, may trade contrary to the views expressed in this material, and may have positions in other related instruments.

Information contained herein is based on sources considered to be reliable, but is not guaranteed to be accurate or complete. Any opinions or estimates expressed herein reflect a judgment made by the author(s) as of the date of publication, and are subject to change without notice. Trading and investing in digital assets involves significant risks including price volatility and illiquidity and may not be suitable for all investors. The Firm is not liable whatsoever for any direct or consequential loss arising from the use of this material. Copyright of this material belongs to GSR. Neither this material nor any copy thereof may be taken, reproduced or redistributed, directly or indirectly, without prior written permission of GSR

Notes & Sources

All options data is based on Deribit and derivatives graphics are from Laevidas. Market returns are based on price returns for the following ETFs: VOO, QQQ, EWU, EWG, EWJ, and EWH. Onchain volumes are not considered and thus certain token volumes may be understated (e.g., stETH).

CoinGecko	Santiment	DefiLlama	CoinMarketCap	Laevidas
L2Beat	Google Finance	TradingView	Deribit	WorldCoinIndex
Cryptorank	Investing.com	NFT Price Floor	CryptoSlate	