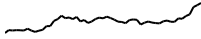
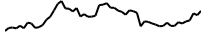





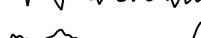





Crypto Leaderboard

Rank	Name	Ticker	Price	24h	7d	30d	24h Vol \$m	MC \$m	1-Year Chart
1	Bitcoin	BTC	\$98,683	1%	8%	48%	103,927	1,952,531	
2	Ethereum	ETH	\$3,347	1%	9%	33%	49,982	403,326	
3	Tether	USDT	\$1.00	0%	0%	0%	156,507	130,700	
4	Solana	SOL	\$260	6%	19%	52%	13,714	123,294	
5	BNB	BNB	\$627	1%	2%	8%	2,424	91,542	
6	XRP Ledger	XRP	\$1.47	30%	66%	182%	22,358	84,224	
7	Dogecoin	DOGE	\$0.40	3%	5%	183%	10,254	58,285	
8	USD Coin	USDC	\$1.00	0%	0%	0%	10,261	38,261	
9	Cardano	ADA	\$0.92	14%	31%	164%	4,392	32,976	
10	Lido stETH	STETH	\$3,344	1%	9%	33%	115	32,701	

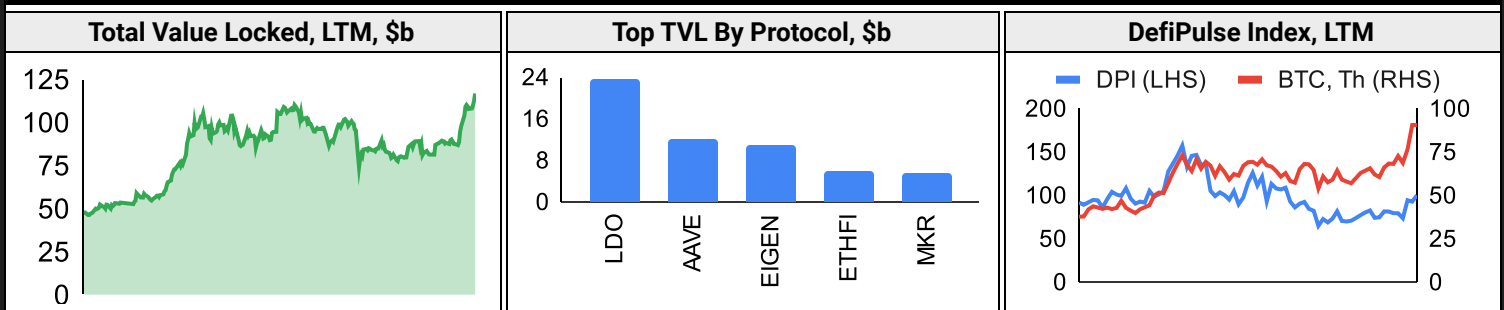
Top & Bottom Performers - Top 100 Tokens

24h		7 Days		30 Days		90 Days		365 Days	
XRP	30%	XLM	106%	XLM	220%	OM	262%	OM	16795%
OP	23%	HBAR	91%	DOGE	183%	SUI	253%	MOG	12355%
XLM	23%	XRP	66%	XRP	182%	DOGE	252%	PEPE	1854%
ADA	14%	OM	50%	HBAR	169%	RAY	226%	RAY	1532%
KAS	-4%	BRETT	-9%	USDC	0%	POL	-17%	OKB	-21%
FLOKI	-4%	PEPE	-11%	TAO	-5%	MATIC	-18%	POL	-39%
BSV	-6%	WIF	-14%	IMX	-6%	MKR	-24%	MATIC	-39%
PNUT	-14%	POPCAT	-17%	TIA	-6%	AR	-31%	LDO	-50%

Category Performance

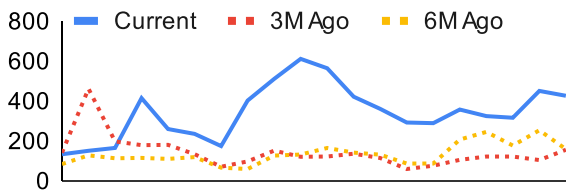
Category	7d	30d	90d	180d	365d	Ecosystem	7d	30d	90d	180d	365d
Currency	29%	78%	65%	47%	91%	Ethereum	14%	29%	11%	-19%	-9%
Meme	-5%	66%	104%	32%	286%	Avalanche	11%	26%	18%	-14%	27%
Smart Contract	19%	45%	38%	2%	76%	Solana	0%	25%	24%	-6%	139%
CEXs	17%	40%	41%	28%	53%	Tron	-1%	21%	-5%	52%	121%
DEX	14%	32%	30%	-4%	90%	Cosmos	10%	19%	13%	-26%	27%
Scaling	22%	29%	17%	-35%	19%	Polygon	7%	19%	12%	-27%	10%
Lending	7%	25%	17%	-6%	40%	Polkadot	12%	17%	13%	-32%	13%
Privacy	15%	24%	13%	-5%	5%	BSC	5%	10%	10%	-26%	32%
IoT/Data/Comp.	9%	21%	9%	-18%	50%						
Gaming/Entertai	8%	17%	14%	-30%	-10%						
Other DeFi	-5%	3%	-6%	-31%	-2%						

DeFi

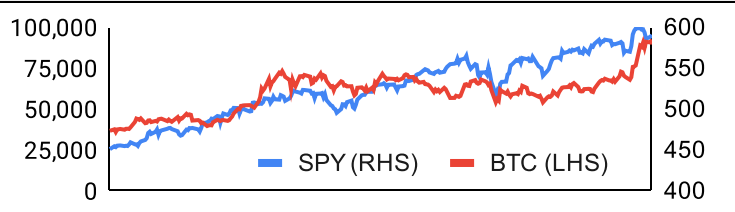


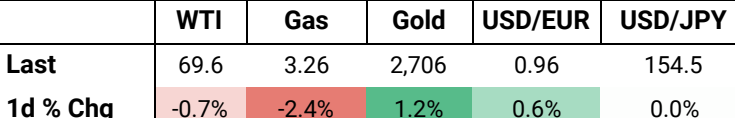
Trading Volume

Aggregate Volumes by Product, \$b					Top Derivatives Exchanges, \$m and bps				Top Spot Exchanges, \$m			
Product	1d	7d	30d	O/I	Exchange	1d Vol	O/I	Mkr	Tkr	Exchange	Mkts	1d Vol
Spot	118	721.53	2490	n/a	Binance	118,888	31,142	2.0	4.0	Binance	1,684	40,734
Perpetuals	351	2,050	7,730	703	Bybit	48,128	22,468	2.0	5.5	Bybit	1,060	8,411
Futures	0	3	13	1	OKX	47,087	10,255	2.0	5.0	Coinbase	411	9,405
Options	5	26	120	n/a	Bitget	43,397	17,339	2.0	6.0	OKX	784	6,890

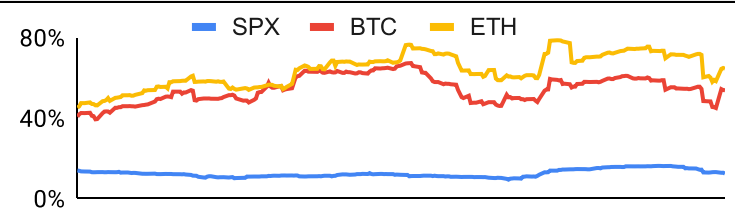
Daily Spot Volume, Top 100 Tokens Last 20d, \$b				Top Volume, 1d, \$m		Top Volume, %20d Avg		Low Volume, %20d Avg	
				USDT	184,558	XLM	307%	FET	0%
				BTC	89,635	OP	303%	POPCAT	69%
				ETH	46,928	XRP	278%	METH	71%
				XRP	20,292	RETH	242%	MATIC	73%
				USDC	14,014	ARB	233%	ONDO	73%

Traditional Finance

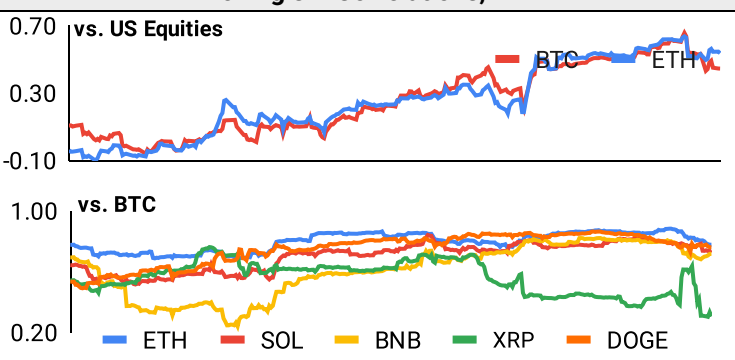
Global Equity Markets							SPY vs. BTC, LTM				
	US	USGrwth	UK	Germany	Japan	HK					
1D	0%	1%	-1%	0%	0%	-1%					
7D	-1%	-2%	1%	0%	-1%	-2%					
90D	5%	4%	7%	-2%	-4%	10%					
365D	30%	29%	15%	12%	9%	-4%					

10-Year Treasury Yields							Commodities & FX					
	US	Brazil	UK	Germany	Japan	HK						
Last	4.40%	12.79%	4.44%	2.24%	1.07%	3.39%	Last	69.6	3.26	2,706	0.96	154.5
1d Chg	-0.04	-0.05	-0.01	-0.07	-0.01	-0.06	1d % Chg	-0.7%	-2.4%	1.2%	0.6%	0.0%

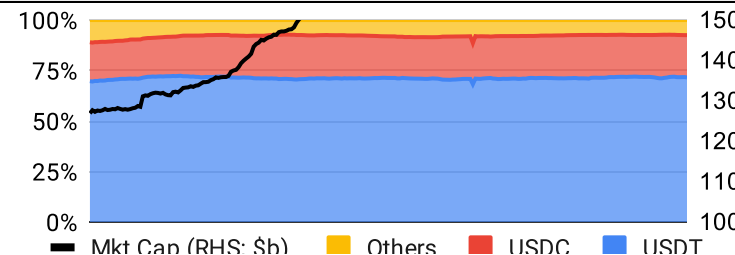
Volatility

Annualized Volatility							Rolling 3M Annualized Volatility, LTM			
	BTC	ETH	SOL	BNB	XRP	DOGE				
30D	59%	77%	84%	45%	140%	160%				
90D	49%	63%	70%	41%	96%	112%				
180D	50%	62%	77%	51%	85%	97%				
365D	53%	63%	86%	57%	74%	100%				

Correlations

Intra-Crypto Correlations, LTM							Rolling 3M Correlations, LTM				
	BTC	ETH	SOL	BNB	XRP	DOGE					
BTC											
ETH	0.80										
SOL	0.70	0.66									
BNB	0.60	0.60	0.51								
XRP	0.47	0.46	0.43	0.31							
DOGE	0.77	0.66	0.59	0.47	0.45						

Stablecoins

Stablecoin Market Size and Volume, \$m					Stablecoin Dominance (LHS) & Market Cap \$b (RHS), LTM	
Ticker	Price	1d Vol	20d Avg Vol	Market Cap		
USDT	1.00	184,558	151,060	130,809		
USDC	1.00	14,014	11,917	38,306		
DAI	1.00	167	146	5,365		
USDe	1.00	245	133	3,692		
USDD	1.00	9	8	761		
FRAX	1.00	22	15	647		
						■ Mkt Cap (RHS: \$b) ■ Others ■ USDC ■ USDT

Ethereum Mainnet & Layer 2s

Mainnet & Layer 2 Transactions (m/day) and L2 TVL (\$m)					Transactions (m/day), Rolling 90-Day Average, LTM																													
Network	1d	30d Avg	TVL	Tech Type																														
Base	7.4	207.8		Optimistic Rollup	<table border="1"> <thead> <tr> <th colspan="6">Layer 2 Token Performance & Market Cap (\$b)</th> </tr> <tr> <th></th> <th>ARB</th> <th>STX</th> <th>MNT</th> <th>OP</th> <th>IMX</th> </tr> </thead> <tbody> <tr> <td>24h Return</td> <td>+10.</td> <td>+0.73%</td> <td>+9.47%</td> <td>+24.26%</td> <td>+4.93%</td> </tr> <tr> <td>Market Cap</td> <td>3.4</td> <td>2.9</td> <td>2.9</td> <td>2.8</td> <td>2.8</td> </tr> </tbody> </table>						Layer 2 Token Performance & Market Cap (\$b)							ARB	STX	MNT	OP	IMX	24h Return	+10.	+0.73%	+9.47%	+24.26%	+4.93%	Market Cap	3.4	2.9	2.9	2.8	2.8
Layer 2 Token Performance & Market Cap (\$b)																																		
	ARB	STX	MNT	OP							IMX																							
24h Return	+10.	+0.73%	+9.47%	+24.26%							+4.93%																							
Market Cap	3.4	2.9	2.9	2.8							2.8																							
Taiko	4.1	118.6		Optimistic Rollup																														
Arbitrum One	2.6	64.6		Optimistic Rollup																														
Ethereum	1.3	35.2	-	mainnet																														
OP Mainnet	1.1	26.0		Optimistic Rollup																														
Blast	0.5	16.4		Optimistic Rollup																														
Starknet	0.2	15.6		ZK Rollup																														
World Chain	1.1	15.0																																
Linea	0.2	7.2		ZK Rollup																														
Kroma	0.1	5.6		Optimistic Rollup																														

NFTs and DAOs

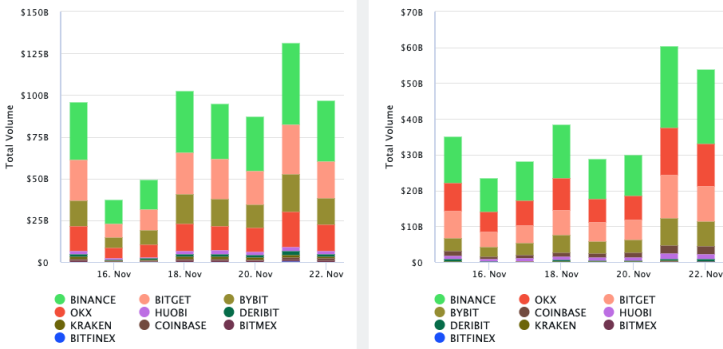
NFT Collection Stats (\$; Volume, MC in \$m)						DAO Treasury Amount (\$m) and Composition					
Collection	Floor	% Listed	3M Ret.	3M Vol	Market Cap	DAO	Treasury	Stables	BTC/ETH	Own Tokens	Other
CryptoPunks	126,630	41%	65%	128,074	1,300	Optimism	4,236	0%	0%	100%	0%
Bored Ape Yacht Club	42,121	54%	10%	46,042	422	Uniswap	3,708	0%	0%	100%	0%
Pudgy Penguins	38,576	56%	30%	47,098	343	Mantle	2,817	1%	7%	88%	4%
Milady Maker	20,447	53%	89%	29,968	205	Arbitrum	2,261	0%	2%	98%	0%
Autoglyphs	333,766	32%	16%	765	171	ENS	1,281	2%	7%	86%	5%
Chromie Squiggle	15,732	28%	33%	1,823	157	Ethereum	903	0%	100%	0%	0%
Azuki	15,353	40%	17%	18,713	154	Gnosis	468	4%	14%	54%	28%
Bitcoin Puppets	13,600	66%	115%	14,791	136	Golem	463	0%	89%	11%	0%
Mutant Ape Yacht Club	6,805	60%	11%	22,912	133	Merit Circle	342	6%	1%	91%	2%
NodeMonkes	11,714	54%	28%	16,281	117	Lido	276	7%	45%	46%	2%

Crypto News

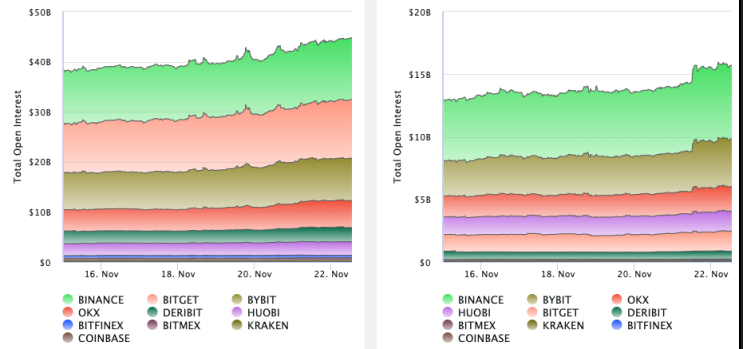
- [Bitcoin jumps back above \\$98,000 after SEC announces Gary Gensler will step down - Yahoo Finance](#)
- [MicroStrategy Announces Pricing of Offering of 0% Convertible Senior Notes - Business Wire](#)
- [Coinbase CEO Brian Armstrong 'Stands Out' As Candidate For Donald Trump's Reported 'Crypto Czar' Position, Cardano Co-Founder Says - Be](#)
- [Chill Guy Meme Coin Soars to \\$500M Market Cap on TikTok Fame - Finance Magnates](#)
- [Report: Trump Company Considers Adding Crypto Payments and Trading - PYMNTS.com](#)
- [Bitcoin Nears \\$100,000 As Trump Council Expected To Implement BTC Reserve - Bitcoin Magazine](#)
- [Cryptocurrency clarified to be personal property in China, remains barred for businesses - CryptoSlate](#)
- [Marathon, others set to keep up BTC buying momentum - Blockworks](#)
- [Major takeaways from this week's BTC ETF options launch - Blockworks](#)

Crypto Futures

Futures Volume (BTC LHS ; ETH RHS), 1d



Futures Open Interest (BTC LHS ; ETH RHS)



OI Weighted Funding Rate (BTC LHS ; ETH RHS), 1d

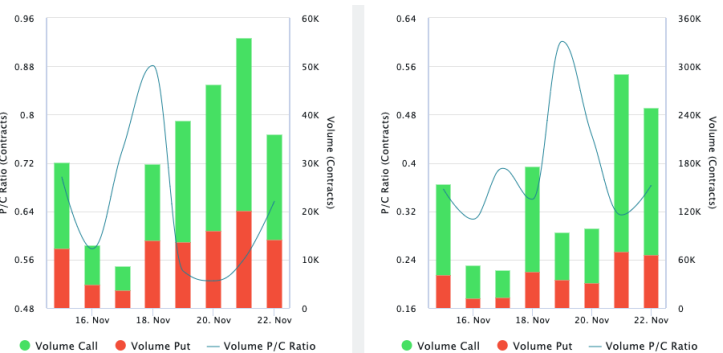


Liquidations (BTC LHS ; ETH RHS), 1d

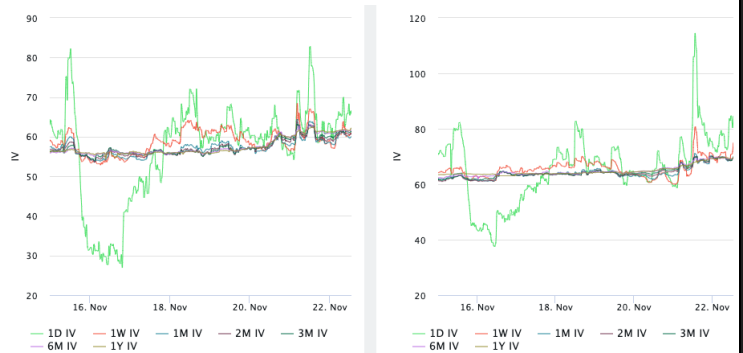


Crypto Options

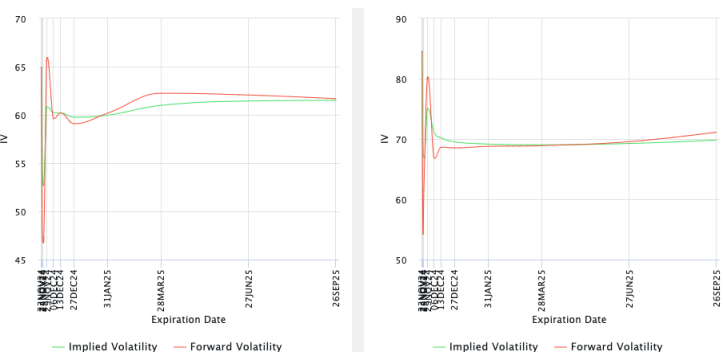
Options Volume & Put/Call Ratio (BTC LHS ; ETH RHS), 1d



ATM Implied Volatility (BTC LHS ; ETH RHS)



ATM Implied Vol Term Structure (BTC LHS ; ETH RHS)



25 Delta Skew (BTC LHS ; ETH RHS)





November 22, 2024

About GSR

GSR has over a decade of extensive experience in the crypto market, serving as a trusted liquidity provider and active, multi-stage investor. Our suite of services includes OTC Trading, Derivatives, and Market Making. GSR is actively involved in every major sector of the digital asset ecosystem, working with token issuers, institutional investors, miners, and leading trading venues.

For more information or if we can help with anything, please see gsr.io or contact us at gsr@gsr.io.

Follow GSR for more content: [Twitter](#) [Telegram](#) [LinkedIn](#)

Authors

Brian Rudick, Senior Strategist	Twitter	Telegram
Carlos Guzman, Research Analyst	Twitter	Telegram
Toe Bautista, Research Analyst	Twitter	Telegram

Required Disclosures

This material is provided by GSR (the "Firm") solely for informational purposes, is intended only for sophisticated, institutional investors and does not constitute an offer or commitment, a solicitation of an offer or commitment, or any advice or recommendation, to enter into or conclude any transaction (whether on the terms shown or otherwise), or to provide investment services in any state or country where such an offer or solicitation or provision would be illegal. The Firm is not and does not act as an advisor or fiduciary in providing this material. GSR is not authorised or regulated in the UK by the Financial Conduct Authority. The protections provided by the UK regulatory system will not be available to you. Specifically, information provided herein is intended for institutional persons only and is not suitable for retail persons in the United Kingdom, and no solicitation or recommendation is being made to you in regards to any products or services.

This material is not a research report, and not subject to any of the independence and disclosure standards applicable to research reports prepared pursuant to FINRA or CFTC research rules. This material is not independent of the Firm's proprietary interests, which may conflict with the interests of any counterparty of the Firm. The Firm trades instruments discussed in this material for its own account, may trade contrary to the views expressed in this material, and may have positions in other related instruments.

Information contained herein is based on sources considered to be reliable, but is not guaranteed to be accurate or complete. Any opinions or estimates expressed herein reflect a judgment made by the author(s) as of the date of publication, and are subject to change without notice. Trading and investing in digital assets involves significant risks including price volatility and illiquidity and may not be suitable for all investors. The Firm is not liable whatsoever for any direct or consequential loss arising from the use of this material. Copyright of this material belongs to GSR. Neither this material nor any copy thereof may be taken, reproduced or redistributed, directly or indirectly, without prior written permission of GSR

Notes & Sources

All options data is based on Deribit and derivatives graphics are from Laevidas. Market returns are based on price returns for the following ETFs: VOO, QQQ, EWU, EWG, EWJ, and EWH. Onchain volumes are not considered and thus certain token volumes may be understated (e.g., stETH).

CoinGecko	Santiment	DefiLlama	CoinMarketCap	Laevidas
L2Beat	Google Finance	TradingView	Deribit	WorldCoinIndex
Cryptorank	Investing.com	NFT Price Floor	CryptoSlate	