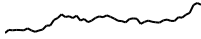





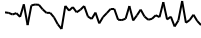






Crypto Leaderboard

Rank	Name	Ticker	Price	24h	7d	30d	24h Vol \$m	MC \$m	1-Year Chart
1	Bitcoin	BTC	\$91,103	-4%	-1%	34%	113,403	1,804,340	
2	Ethereum	ETH	\$3,299	-6%	6%	32%	47,747	397,707	
3	Tether	USDT	\$1.00	0%	0%	0%	121,863	132,621	
4	Solana	SOL	\$228	-5%	-4%	29%	10,384	108,448	
5	BNB	BNB	\$608	-6%	-1%	4%	2,576	88,835	
6	XRP Ledger	XRP	\$1.38	-6%	25%	167%	10,759	78,598	
7	Dogecoin	DOGE	\$0.38	-7%	-3%	163%	11,315	55,816	
8	USD Coin	USDC	\$1.00	0%	0%	0%	9,769	38,568	
9	Cardano	ADA	\$0.94	-7%	27%	175%	3,292	33,472	
10	Lido stETH	STETH	\$3,303	-5%	6%	32%	131	32,311	

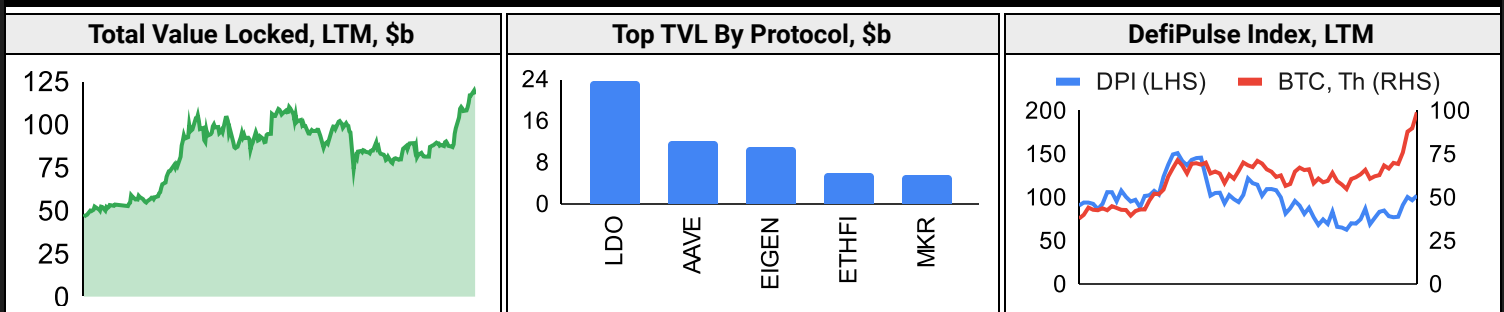
Top & Bottom Performers - Top 100 Tokens

24h		7 Days		30 Days		90 Days		365 Days	
FTM	9%	XLM	89%	XLM	366%	XLM	373%	OM	15357%
SEI	8%	SAND	74%	HBAR	178%	SUI	319%	PEPE	1548%
INJ	7%	FTM	53%	ADA	175%	OM	307%	RAY	1419%
ALGO	6%	TIA	52%	XRP	167%	DOGE	281%	BONK	1005%
MATIC	-10%	WIF	-10%	JUP	-1%	XMR	-3%	ARB	-16%
ETC	-11%	JUP	-11%	RUNE	-2%	MKR	-5%	POL	-29%
XLM	-15%	BONK	-20%	XMR	-6%	KAS	-10%	MATIC	-30%
SAND	-16%	POPCAT	-29%	POPCAT	-20%	AR	-14%	LDO	-31%

Category Performance

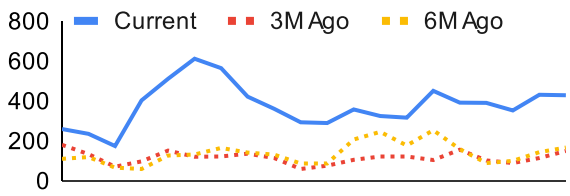
Category	7d	30d	90d	180d	365d	Ecosystem	7d	30d	90d	180d	365d
Currency	18%	94%	99%	62%	104%	Ethereum	18%	52%	46%	-6%	2%
Smart Contract	17%	63%	70%	12%	91%	Polkadot	18%	42%	50%	-19%	30%
Gaming/Entertai	28%	58%	68%	-10%	9%	Polygon	14%	42%	48%	-16%	25%
Meme	-6%	57%	111%	25%	250%	Cosmos	9%	41%	46%	-14%	43%
Privacy	18%	52%	55%	10%	28%	Avalanche	12%	41%	46%	-6%	36%
DEX	16%	47%	65%	5%	96%	Solana	8%	36%	45%	-4%	130%
Scaling	18%	45%	46%	-29%	25%	BSC	10%	22%	38%	-21%	35%
IoT/Data/Comp.	10%	37%	37%	-10%	63%	Tron	-1%	20%	3%	53%	116%
CEXs	5%	36%	47%	24%	54%						
Other DeFi	13%	30%	30%	-14%	21%						
Lending	6%	27%	32%	-2%	35%						

DeFi

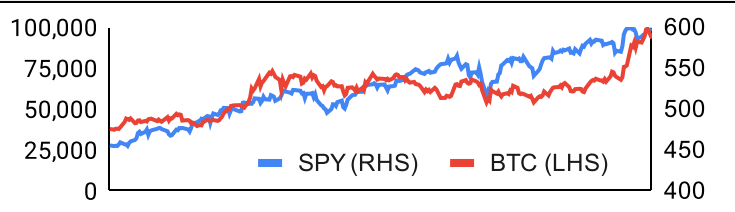


Trading Volume

Aggregate Volumes by Product, \$b					Top Derivatives Exchanges, \$m and bps					Top Spot Exchanges, \$m		
Product	1d	7d	30d	O/I	Exchange	1d Vol	O/I	Mkr	Tkr	Exchange	Mkts	1d Vol
Spot					Binance	125,504	29,696	2.0	4.0	Binance	1,692	41,714
Perpetuals					Bybit	52,238	21,528	2.0	5.5	Bybit	1,069	9,759
Futures					OKX	50,157	9,757	2.0	5.0	Coinbase	411	6,503
Options	5	26	116	n/a	Bitget	44,581	16,691	2.0	6.0	OKX	788	6,492

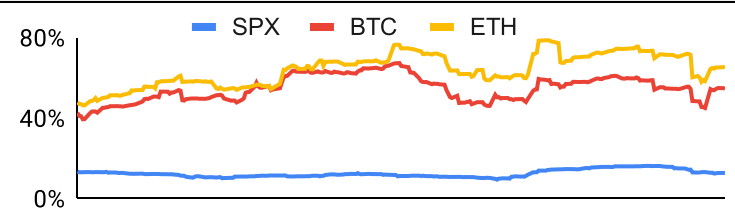
Daily Spot Volume, Top 100 Tokens Last 20d, \$b				Top Volume, 1d, \$m		Top Volume, %20d Avg		Low Volume, %20d Avg	
				USDT	190,844	FTM	253%	LEO	13%
				BTC	95,666	SEI	225%	RETH	28%
				ETH	44,235	SAND	217%	CRO	30%
				USDC	14,290	INJ	211%	METH	47%
				FDUSD	11,784	TIA	192%	BONK	55%

Traditional Finance

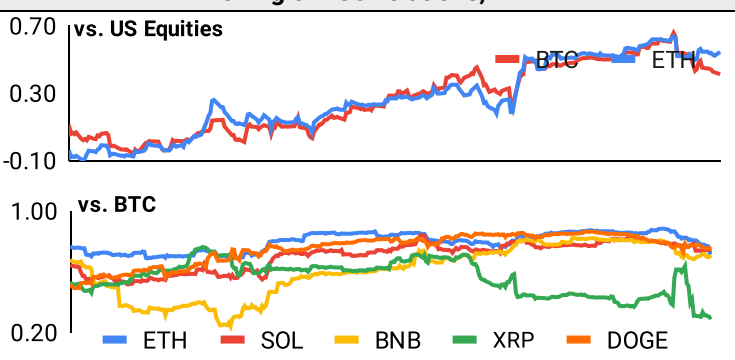
Global Equity Markets							SPY vs. BTC, LTM	
	US	USGrwth	UK	Germany	Japan	HK		
1D	0%	0%	-1%	1%	1%	0%		
7D	2%	1%	1%	0%	1%	-2%		
90D	6%	6%	4%	-2%	-5%	5%		
365D	31%	30%	20%	12%	9%	-4%		

10-Year Treasury Yields							Commodities & FX					
	US	Brazil	UK	Germany	Japan	HK	Last	WTI	Gas	Gold	USD/EUR	USD/JPY
Last	4.30%	12.76%	4.38%	2.18%	1.06%	3.36%	Last	68.6	3.49	+0.05%	0.95	153.1
1d Chg	0.04	-0.03	0.03	-0.02	0.00	-0.06	1d % Chg	-0.5%	1.3%	48.5%	0.2%	-0.7%

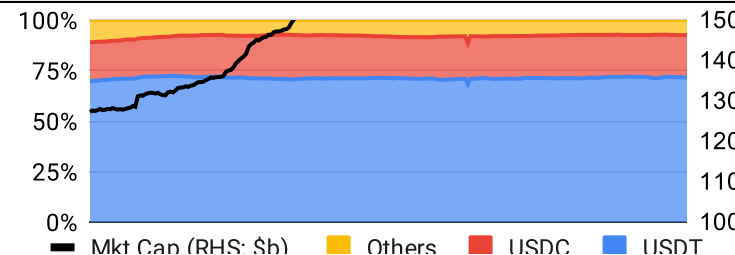
Volatility

Annualized Volatility							Rolling 3M Annualized Volatility, LTM			
	BTC	ETH	SOL	BNB	XRP	DOGE				
30D	63%	77%	85%	49%	139%	164%				
90D	48%	60%	70%	42%	95%	113%				
180D	51%	62%	78%	52%	85%	98%				
365D	53%	63%	86%	57%	74%	101%				

Correlations

Intra-Crypto Correlations, LTM							Rolling 3M Correlations, LTM	
	BTC	ETH	SOL	BNB	XRP	DOGE		
BTC								
ETH	0.79							
SOL	0.70	0.66						
BNB	0.60	0.60	0.51					
XRP	0.47	0.46	0.42	0.31				
DOGE	0.77	0.65	0.59	0.48	0.46			

Stablecoins

Stablecoin Market Size and Volume, \$m					Stablecoin Dominance (LHS) & Market Cap \$b (RHS), LTM	
Ticker	Price	1d Vol	20d Avg Vol	Market Cap		
USDT	1.00	190,844	167,957	132,775		
USDC	1.00	14,290	12,234	38,614		
DAI	1.00	246	159	5,365		
USDe	1.00	248	153	4,012		
USDD	1.00	2	7	755		
FRAX	1.00	22	17	647		
						— Mkt Cap (RHS: \$b) ■ Others ■ USDC ■ USDT

Ethereum Mainnet & Layer 2s

Mainnet & Layer 2 Transactions (m/day) and L2 TVL (\$m)					Transactions (m/day), Rolling 90-Day Average, LTM					
Network	1d	30d Avg	TVL	Tech Type						
Base	9.3	215.5		Optimistic Rollup						
Taiko	3.5	120.7		Optimistic Rollup						
Arbitrum One	2.7	65.6		Optimistic Rollup						
Ethereum	1.3	35.8	-	mainnet						
OP Mainnet	0.9	26.6		Optimistic Rollup						
World Chain	1.4	18.3								
Starknet	0.2	16.0		ZK Rollup						
Blast	0.5	16.0		Optimistic Rollup						
Linea	0.2	7.0		ZK Rollup						
Kroma	0.1	5.2		Optimistic Rollup						

Layer 2 Token Performance & Market Cap (\$b)					
	ARB	IMX	STX	OP	MNT
24h Return	-10%	-5%	-5%	-9%	-7%
Market Cap	3.5	3.3	3.1	2.7	2.7

NFTs and DAOs

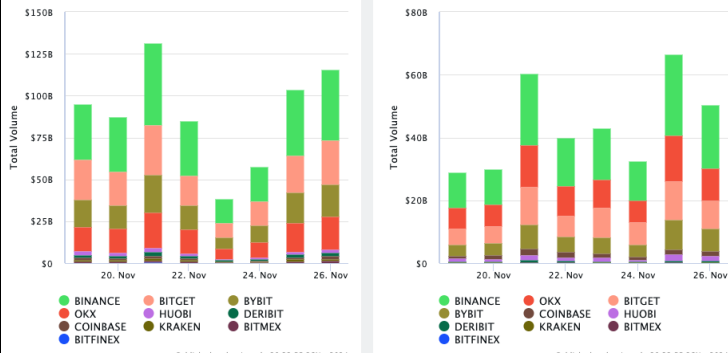
NFT Collection Stats (\$; Volume, MC in \$m)						DAO Treasury Amount (\$m) and Composition					
Collection	Floor	% Listed	3M Ret.	3M Vol	Market Cap	DAO	Treasury	Stables	BTC/ETH	Own Tokens	Other
CryptoPunks	122,292	41%	77%	128,655	1,200	Optimism	4,499	0%	0%	100%	0%
Bored Ape Yacht C	39,985	54%	25%	46,607	400	Uniswap	4,212	0%	0%	100%	0%
Pudgy Penguins	37,111	56%	47%	46,413	330	Mantle	2,695	1%	7%	88%	4%
Milady Maker	18,108	52%	107%	30,797	181	Arbitrum	2,511	0%	1%	99%	0%
Autoglyphs	327,473	32%	32%	765	168	ENS	1,281	2%	7%	86%	5%
Azuki	14,975	40%	30%	18,966	150	Ethereum	881	0%	100%	0%	0%
Chromie Squiggle	14,810	28%	56%	2,119	148	Golem	477	0%	85%	15%	0%
Mutant Ape Yacht	6,415	60%	28%	23,514	125	Gnosis	453	4%	14%	54%	28%
Bitcoin Puppets	12,326	66%	131%	14,715	123	Merit Circle	337	6%	1%	92%	2%
NodeMonkes	9,304	54%	20%	15,295	93	Lido	312	6%	39%	53%	1%

Crypto News

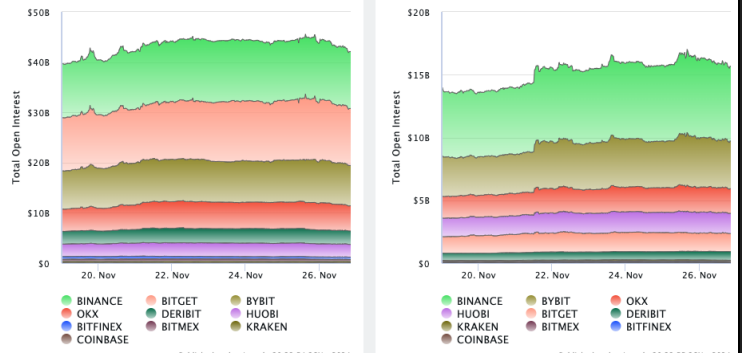
- [Bitcoin slides toward \\$90,000 as ETFs end a positive streak - CNBC](#)
- [Sudden Panic Sparks \\$200 Billion Bitcoin And Crypto Price Crash - Forbes](#)
- [Britain's finance watchdog sets out plan to implement crypto regulation regime by 2026 - CNBC](#)
- [Morocco preparing law to allow cryptocurrencies, central bank chief says - Reuters](#)
- [Stock jumps as Rumble and Jiva Technologies bet on Bitcoin for inflation hedge - CryptoSlate](#)
- [Bitcoin's history of bull market drawdowns - Blockworks](#)
- [1inch to fix cross-chain swaps with the full release of Fusion+ - Blockworks](#)
- [Pump.fun suspends livestream feature amid backlash - Blockworks](#)
- [Funding Roundup: Stablecoin fundraising and M&A activity heats up - Blockworks](#)

Crypto Futures

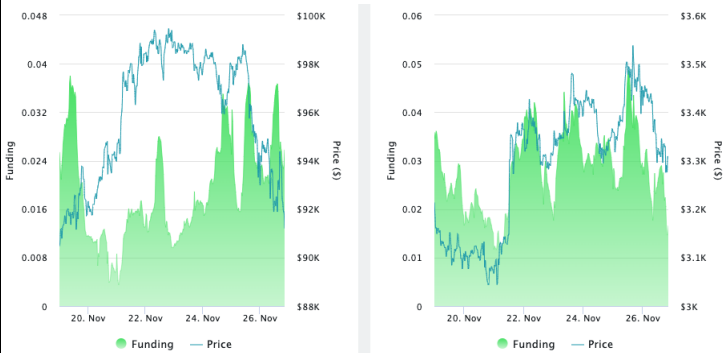
Futures Volume (BTC LHS ; ETH RHS), 1d



Futures Open Interest (BTC LHS ; ETH RHS)



OI Weighted Funding Rate (BTC LHS ; ETH RHS), 1d

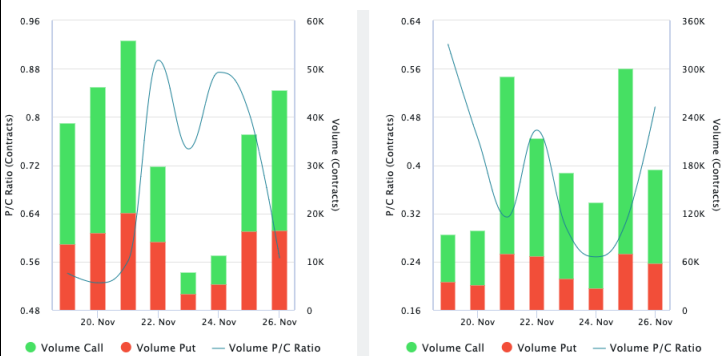


Liquidations (BTC LHS ; ETH RHS), 1d

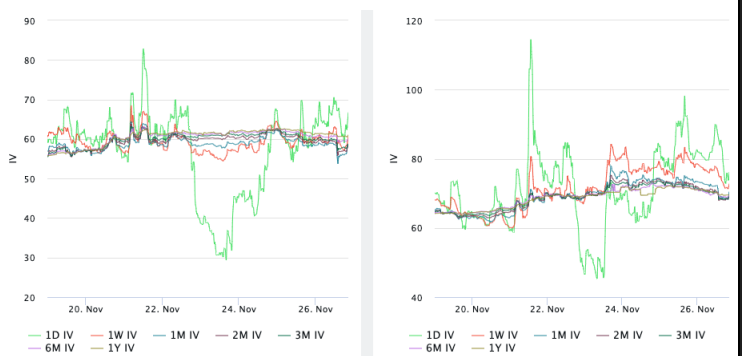


Crypto Options

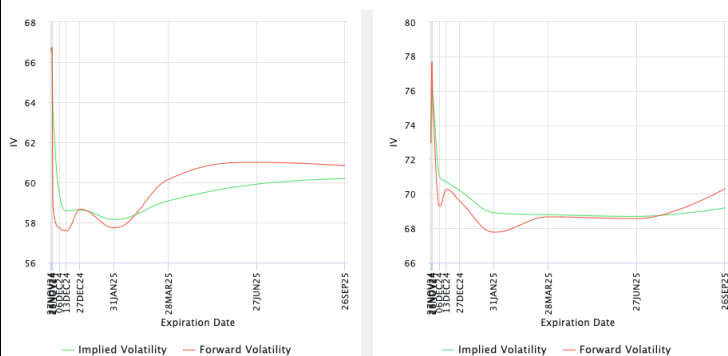
Options Volume & Put/Call Ratio (BTC LHS ; ETH RHS), 1d



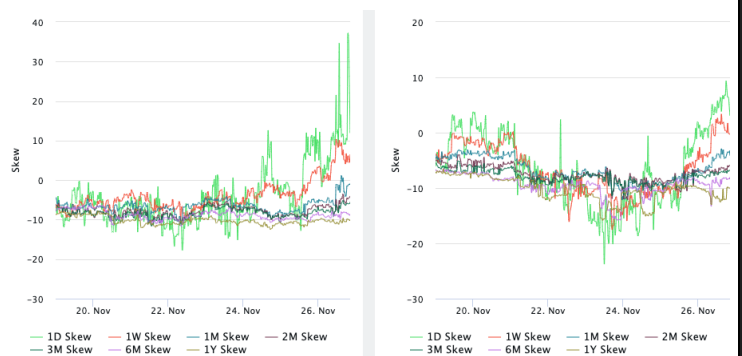
ATM Implied Volatility (BTC LHS ; ETH RHS)



ATM Implied Vol Term Structure (BTC LHS ; ETH RHS)



25 Delta Skew (BTC LHS ; ETH RHS)





November 26, 2024

About GSR

GSR has over a decade of extensive experience in the crypto market, serving as a trusted liquidity provider and active, multi-stage investor. Our suite of services includes OTC Trading, Derivatives, and Market Making. GSR is actively involved in every major sector of the digital asset ecosystem, working with token issuers, institutional investors, miners, and leading trading venues.

For more information or if we can help with anything, please see gsr.io or contact us at gsr@gsr.io.

Follow GSR for more content: [Twitter](#) [Telegram](#) [LinkedIn](#)

Authors

Brian Rudick, Senior Strategist	Twitter	Telegram
Carlos Guzman, Research Analyst	Twitter	Telegram
Toe Bautista, Research Analyst	Twitter	Telegram

Required Disclosures

This material is provided by GSR (the "Firm") solely for informational purposes, is intended only for sophisticated, institutional investors and does not constitute an offer or commitment, a solicitation of an offer or commitment, or any advice or recommendation, to enter into or conclude any transaction (whether on the terms shown or otherwise), or to provide investment services in any state or country where such an offer or solicitation or provision would be illegal. The Firm is not and does not act as an advisor or fiduciary in providing this material. GSR is not authorised or regulated in the UK by the Financial Conduct Authority. The protections provided by the UK regulatory system will not be available to you. Specifically, information provided herein is intended for institutional persons only and is not suitable for retail persons in the United Kingdom, and no solicitation or recommendation is being made to you in regards to any products or services.

This material is not a research report, and not subject to any of the independence and disclosure standards applicable to research reports prepared pursuant to FINRA or CFTC research rules. This material is not independent of the Firm's proprietary interests, which may conflict with the interests of any counterparty of the Firm. The Firm trades instruments discussed in this material for its own account, may trade contrary to the views expressed in this material, and may have positions in other related instruments.

Information contained herein is based on sources considered to be reliable, but is not guaranteed to be accurate or complete. Any opinions or estimates expressed herein reflect a judgment made by the author(s) as of the date of publication, and are subject to change without notice. Trading and investing in digital assets involves significant risks including price volatility and illiquidity and may not be suitable for all investors. The Firm is not liable whatsoever for any direct or consequential loss arising from the use of this material. Copyright of this material belongs to GSR. Neither this material nor any copy thereof may be taken, reproduced or redistributed, directly or indirectly, without prior written permission of GSR

Notes & Sources

All options data is based on Deribit and derivatives graphics are from Laevidas. Market returns are based on price returns for the following ETFs: VOO, QQQ, EWU, EWG, EWJ, and EWH. Onchain volumes are not considered and thus certain token volumes may be understated (e.g., stETH).

CoinGecko	Santiment	DefiLlama	CoinMarketCap	Laevidas
L2Beat	Google Finance	TradingView	Deribit	WorldCoinIndex
Cryptorank	Investing.com	NFT Price Floor	CryptoSlate	