
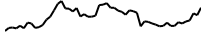

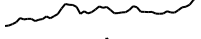



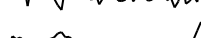





Crypto Leaderboard

Rank	Name	Ticker	Price	24h	7d	30d	24h Vol \$m	MC \$m	1-Year Chart
1	Bitcoin	BTC	\$96,112	2%	2%	37%	86,792	1,900,072	
2	Ethereum	ETH	\$3,571	7%	16%	39%	43,590	429,740	
3	Tether	USDT	\$1.00	0%	0%	0%	75,473	133,047	
4	Solana	SOL	\$240	4%	2%	34%	7,221	113,614	
5	BNB	BNB	\$639	3%	5%	6%	2,117	93,090	
6	XRP Ledger	XRP	\$1.48	7%	34%	184%	8,848	84,227	
7	Dogecoin	DOGE	\$0.40	4%	6%	149%	8,108	58,982	
8	USD Coin	USDC	\$1.00	0%	0%	0%	8,655	39,031	
9	Cardano	ADA	\$1.02	10%	27%	195%	3,070	36,415	
10	Lido stETH	STETH	\$3,570	7%	16%	39%	120	34,871	

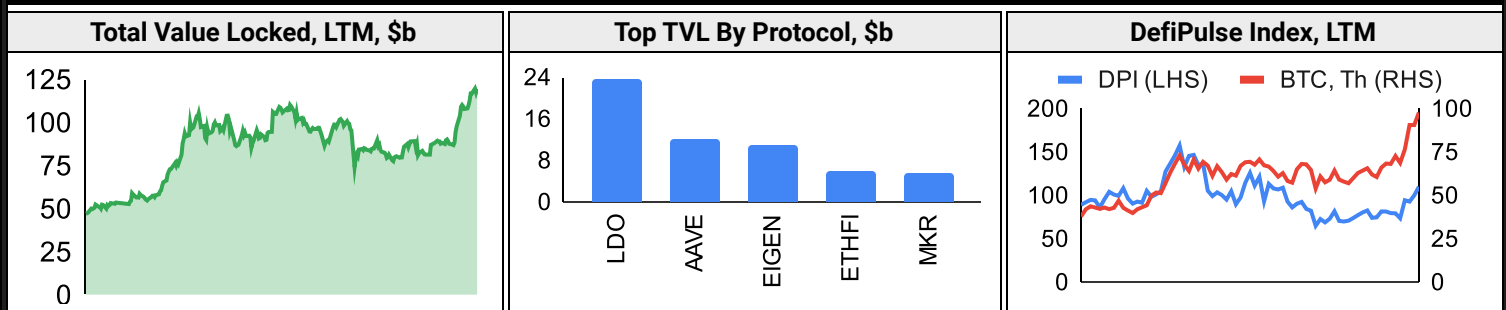
Top & Bottom Performers - Top 100 Tokens

24h		7 Days		30 Days		90 Days		365 Days	
UNI	21%	XLM	102%	XLM	432%	XLM	438%	OM	15142%
AAVE	16%	SAND	86%	HBAR	201%	SUI	325%	PEPE	1673%
XLM	12%	TIA	65%	ADA	195%	DOGE	300%	RAY	1371%
JASMY	10%	FTM	59%	XRP	184%	OM	288%	BONK	956%
TIA	-2%	SUI	-3%	FDUSD	0%	FDUSD	0%	ATOM	-12%
SEI	-2%	OM	-7%	XMR	-4%	XMR	-3%	POL	-24%
INJ	-3%	BONK	-12%	RUNE	-6%	AR	-6%	MATIC	-25%
OM	-5%	POPCAT	-14%	POPCAT	-19%	KAS	-9%	LDO	-27%

Category Performance

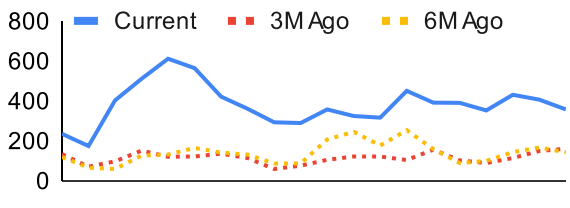
Category	7d	30d	90d	180d	365d	Ecosystem	7d	30d	90d	180d	365d
Currency	28%	108%	116%	78%	117%	Ethereum	37%	65%	63%	4%	12%
Smart Contract	27%	71%	80%	19%	97%	Avalanche	29%	54%	61%	4%	48%
Gaming/Entertai	39%	64%	75%	-5%	13%	Polygon	28%	52%	60%	-10%	31%
DEX	35%	61%	82%	17%	102%	Polkadot	30%	51%	63%	-13%	35%
Scaling	36%	60%	63%	-22%	37%	Solana	17%	48%	57%	3%	130%
Meme	4%	57%	127%	33%	265%	Cosmos	9%	40%	45%	-13%	29%
IoT/Data/Comp.	23%	46%	47%	-4%	70%	BSC	25%	34%	51%	-13%	44%
CEXs	12%	45%	57%	34%	61%	Tron	9%	25%	8%	62%	128%
Privacy	11%	45%	47%	8%	19%						
Other DeFi	26%	41%	40%	-10%	25%						
Lending	18%	37%	44%	7%	46%						

DeFi

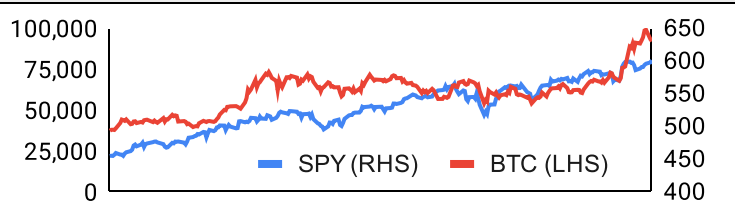


Trading Volume

Aggregate Volumes by Product, \$b					Top Derivatives Exchanges, \$m and bps				Top Spot Exchanges, \$m			
Product	1d	7d	30d	O/I	Exchange	1d Vol	O/I	Mkr	Tkr	Exchange	Mkts	1d Vol
Spot	101	773.63	2820	n/a	Binance	98,675	31,668	2.0	4.0	Binance	1,695	34,438
Perpetuals	253	2,130	8,430	698	Bybit	40,541	23,410	2.0	5.5	Bybit	1,070	8,305
Futures	0	2	13	2	OKX	43,095	10,291	2.0	5.0	Coinbase	411	5,589
Options	4	27	123	n/a	Bitget	33,355	17,857	2.0	6.0	OKX	788	5,519

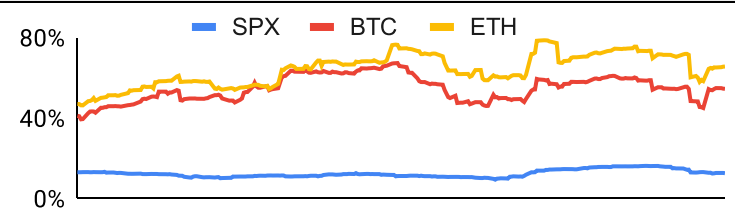
Daily Spot Volume, Top 100 Tokens Last 20d, \$b		Top Volume, 1d, \$m		Top Volume, %20d Avg		Low Volume, %20d Avg	
		USDT	161,190	GT	180%	FET	0%
		BTC	75,900	FTM	175%	LEO	24%
		ETH	40,822	XLM	173%	CRO	25%
		USDC	11,688	AAVE	161%	RETH	34%
		FDUSD	9,595	BGB	154%	SHIB	37%

Traditional Finance

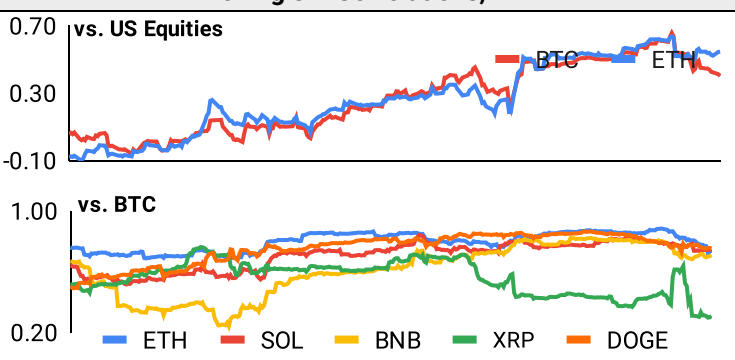
Global Equity Markets							SPY vs. BTC, LTM	
	US	USGrwth	UK	Germany	Japan	HK		
1D	1%	1%	0%	-1%	-1%	0%	50,000	550
7D	2%	1%	2%	0%	0%	-1%	75,000	600
90D	8%	8%	5%	-3%	-5%	6%	100,000	650
365D	32%	31%	21%	12%	9%	-3%	25,000	400

10-Year Treasury Yields							Commodities & FX					
	US	Brazil	UK	Germany	Japan	HK	Last	WTI	Gas	Gold	USD/EUR	USD/JPY
Last	4.24%	12.81%	4.34%	2.15%	1.05%	3.37%	Last	68.5	3.24	+0.05%	0.95	150.7
1d Chg	-0.06	0.00	0.04	-0.01	-0.02	-0.06	1d % Chg	-0.4%	-6.6%	49.1%	-0.9%	-1.5%

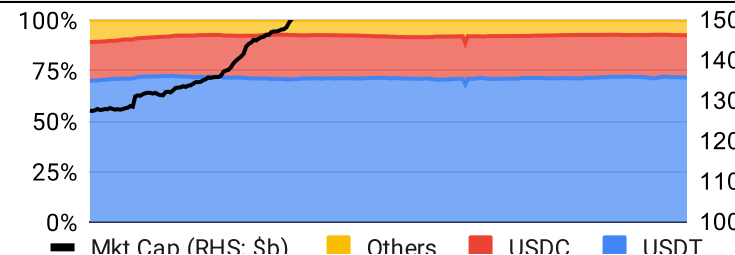
Volatility

Annualized Volatility							Rolling 3M Annualized Volatility, LTM				
	BTC	ETH	SOL	BNB	XRP	DOGE					
30D	64%	79%	85%	49%	138%	160%	40%	40%	40%	40%	40%
90D	49%	62%	70%	42%	95%	112%	40%	40%	40%	40%	40%
180D	51%	63%	78%	52%	85%	98%	40%	40%	40%	40%	40%
365D	54%	64%	86%	57%	74%	101%	40%	40%	40%	40%	40%

Correlations

Intra-Crypto Correlations, LTM							Rolling 3M Correlations, LTM				
	BTC	ETH	SOL	BNB	XRP	DOGE					
BTC							0.70	0.30	0.30	0.30	0.30
ETH	0.79						0.30	0.30	0.30	0.30	0.30
SOL	0.70	0.66					0.30	0.30	0.30	0.30	0.30
BNB	0.61	0.60	0.51				0.30	0.30	0.30	0.30	0.30
XRP	0.48	0.46	0.42	0.31			0.30	0.30	0.30	0.30	0.30
DOGE	0.77	0.65	0.59	0.48	0.46		0.30	0.30	0.30	0.30	0.30

Stablecoins

Stablecoin Market Size and Volume, \$m					Stablecoin Dominance (LHS) & Market Cap \$b (RHS), LTM	
Ticker	Price	1d Vol	20d Avg Vol	Market Cap		
USDT	1.00	161,190	169,887	132,726		
USDC	1.00	11,688	12,204	38,822		
DAI	1.00	180	158	5,368		
USDe	1.00	171	153	4,073		
USDD	1.00	2	7	756		
FRAX	1.00	11	16	647		

Ethereum Mainnet & Layer 2s

Mainnet & Layer 2 Transactions (m/day) and L2 TVL (\$m)					Transactions (m/day), Rolling 90-Day Average, LTM																													
Network	1d	30d Avg	TVL	Tech Type																														
Base	11.4	220.8		Optimistic Rollup	<table border="1"> <thead> <tr> <th colspan="6">Layer 2 Token Performance & Market Cap (\$b)</th> </tr> <tr> <th></th> <th>ARB</th> <th>IMX</th> <th>STX</th> <th>MNT</th> <th>OP</th> </tr> </thead> <tbody> <tr> <td>24h Return</td> <td>+7.15%</td> <td>+4.64%</td> <td>+3.43%</td> <td>+6.36%</td> <td>+4.19%</td> </tr> <tr> <td>Market Cap</td> <td>3.8</td> <td>3.5</td> <td>3.3</td> <td>2.9</td> <td>2.9</td> </tr> </tbody> </table>						Layer 2 Token Performance & Market Cap (\$b)							ARB	IMX	STX	MNT	OP	24h Return	+7.15%	+4.64%	+3.43%	+6.36%	+4.19%	Market Cap	3.8	3.5	3.3	2.9	2.9
Layer 2 Token Performance & Market Cap (\$b)																																		
	ARB	IMX	STX	MNT							OP																							
24h Return	+7.15%	+4.64%	+3.43%	+6.36%							+4.19%																							
Market Cap	3.8	3.5	3.3	2.9							2.9																							
Taiko	3.6	120.4		Optimistic Rollup																														
Arbitrum One	2.6	66.3		Optimistic Rollup																														
Ethereum	1.3	36.1	-	mainnet																														
OP Mainnet	0.9	26.8		Optimistic Rollup																														
World Chain	1.4	19.1																																
Starknet	0.2	16.2		ZK Rollup																														
Blast	0.3	15.7		Optimistic Rollup																														
Linea	0.2	6.9		ZK Rollup																														
Kroma	0.0	5.0		Optimistic Rollup																														

NFTs and DAOs

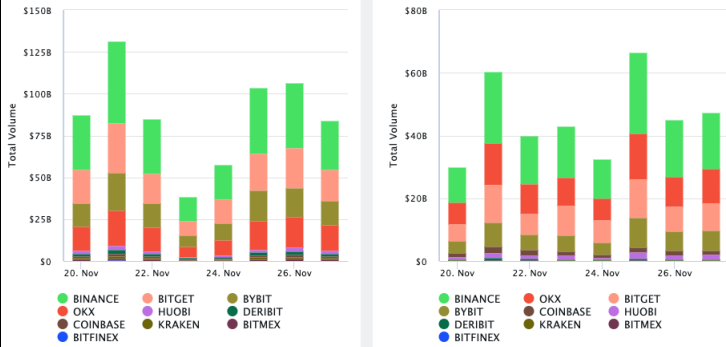
NFT Collection Stats (\$; Volume, MC in \$m)						DAO Treasury Amount (\$m) and Composition					
Collection	Floor	% Listed	3M Ret.	3M Vol	Market Cap	DAO	Treasury	Stables	BTC/ETH	Own Tokens	Other
CryptoPunks	133,340	41%	86%	128,620	1,300	Uniswap	4,947	0%	0%	100%	0%
Bored Ape Yacht Club	47,251	54%	43%	47,573	473	Optimism	4,681	0%	0%	100%	0%
Pudgy Penguins	43,792	56%	71%	47,663	389	Mantle	2,939	1%	9%	86%	4%
Milady Maker	20,916	52%	128%	31,027	209	Arbitrum	2,706	0%	1%	99%	0%
Autoglyphs	354,816	32%	41%	765	182	ENS	1,281	2%	7%	86%	5%
Azuki	16,475	40%	33%	18,611	165	Ethereum	961	0%	100%	0%	0%
Chromie Squiggle	15,992	28%	69%	2,162	160	Golem	491	0%	87%	13%	0%
Mutant Ape Yacht Club	7,596	60%	40%	23,735	148	Gnosis	487	5%	13%	54%	28%
Bitcoin Puppets	13,247	66%	145%	14,510	133	Merit Circle	361	5%	1%	92%	2%
NodeMonkes	10,055	54%	29%	14,936	101	Lido	331	6%	39%	54%	1%

Crypto News

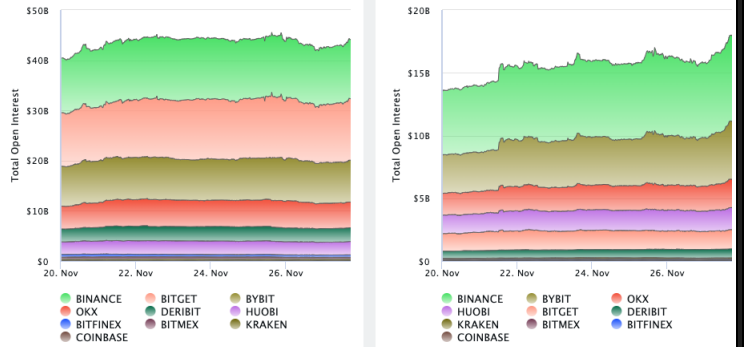
- [Bitcoin Holds Strong Above \\$93K as Ethereum Surges Ahead, Reports QCP Capital - Bitcoin.com News](#)
- [Bitcoin Holders Lock in Over \\$2B in Profits - TipRanks](#)
- [Brazilian lawmaker proposes \\$18 billion Bitcoin reserve initiative - CryptoSlate](#)
- [CME Group and CF Benchmarks to launch additional cryptocurrency pricing product - FX News Group](#)
- [Morocco advances draft cryptocurrency regulation, explores CBDC - The Paypers](#)
- [Court Overturns US Sanctions Against Cryptocurrency Mixer Tornado Cash - U.S. News & World Report](#)
- [Zerebro: Actualizing creativity in the path toward AGI - Blockworks](#)
- [What the UK's FCA is focused on while drawing up its crypto regime - Blockworks](#)
- [1inch to fix cross-chain swaps with the full release of Fusion+ - Blockworks](#)

Crypto Futures

Futures Volume (BTC LHS ; ETH RHS), 1d



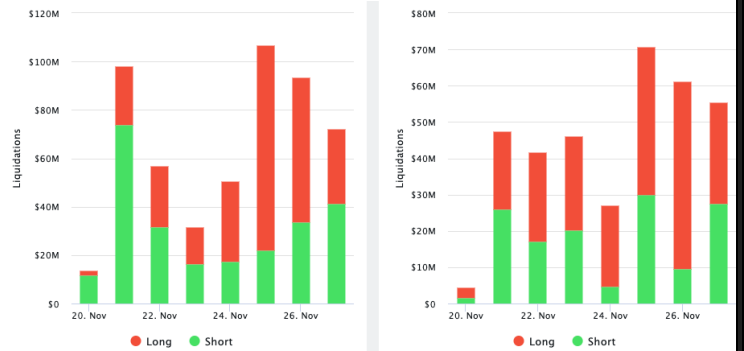
Futures Open Interest (BTC LHS ; ETH RHS)



OI Weighted Funding Rate (BTC LHS ; ETH RHS), 1d

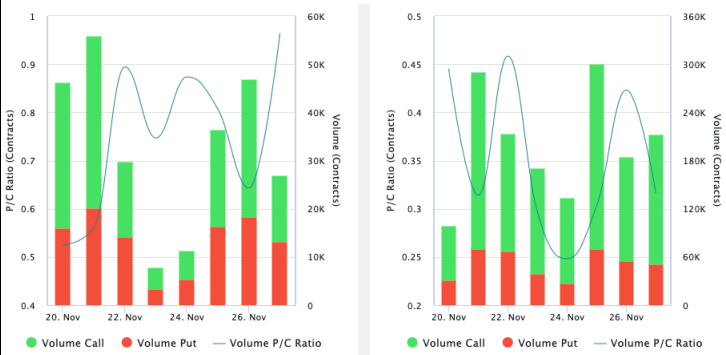


Liquidations (BTC LHS ; ETH RHS), 1d

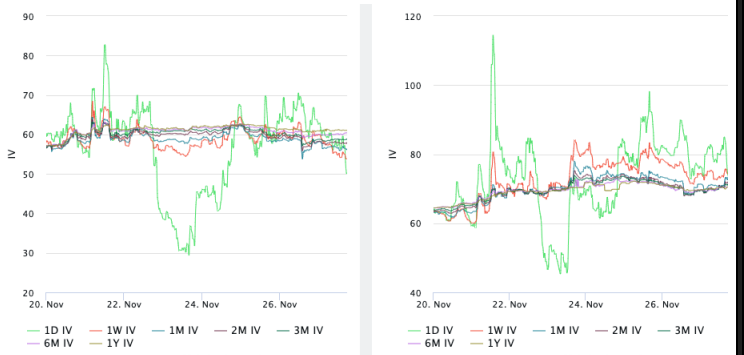


Crypto Options

Options Volume & Put/Call Ratio (BTC LHS ; ETH RHS), 1d



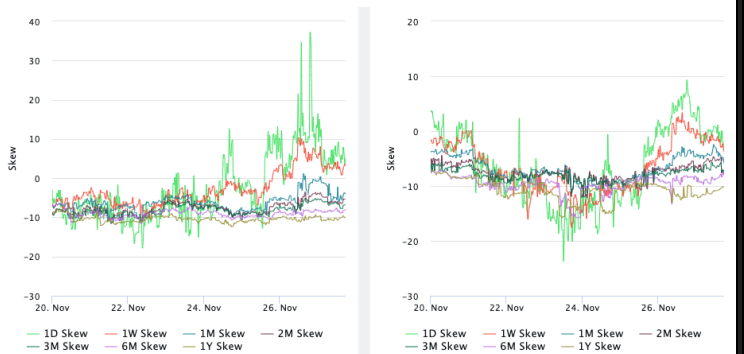
ATM Implied Volatility (BTC LHS ; ETH RHS)



ATM Implied Vol Term Structure (BTC LHS ; ETH RHS)



25 Delta Skew (BTC LHS ; ETH RHS)





November 27, 2024

About GSR

GSR has over a decade of extensive experience in the crypto market, serving as a trusted liquidity provider and active, multi-stage investor. Our suite of services includes OTC Trading, Derivatives, and Market Making. GSR is actively involved in every major sector of the digital asset ecosystem, working with token issuers, institutional investors, miners, and leading trading venues.

For more information or if we can help with anything, please see gsr.io or contact us at gsr@gsr.io.

Follow GSR for more content: [Twitter](#) [Telegram](#) [LinkedIn](#)

Authors

Brian Rudick, Senior Strategist	Twitter	Telegram
Carlos Guzman, Research Analyst	Twitter	Telegram
Toe Bautista, Research Analyst	Twitter	Telegram

Required Disclosures

This material is provided by GSR (the "Firm") solely for informational purposes, is intended only for sophisticated, institutional investors and does not constitute an offer or commitment, a solicitation of an offer or commitment, or any advice or recommendation, to enter into or conclude any transaction (whether on the terms shown or otherwise), or to provide investment services in any state or country where such an offer or solicitation or provision would be illegal. The Firm is not and does not act as an advisor or fiduciary in providing this material. GSR is not authorised or regulated in the UK by the Financial Conduct Authority. The protections provided by the UK regulatory system will not be available to you. Specifically, information provided herein is intended for institutional persons only and is not suitable for retail persons in the United Kingdom, and no solicitation or recommendation is being made to you in regards to any products or services.

This material is not a research report, and not subject to any of the independence and disclosure standards applicable to research reports prepared pursuant to FINRA or CFTC research rules. This material is not independent of the Firm's proprietary interests, which may conflict with the interests of any counterparty of the Firm. The Firm trades instruments discussed in this material for its own account, may trade contrary to the views expressed in this material, and may have positions in other related instruments.

Information contained herein is based on sources considered to be reliable, but is not guaranteed to be accurate or complete. Any opinions or estimates expressed herein reflect a judgment made by the author(s) as of the date of publication, and are subject to change without notice. Trading and investing in digital assets involves significant risks including price volatility and illiquidity and may not be suitable for all investors. The Firm is not liable whatsoever for any direct or consequential loss arising from the use of this material. Copyright of this material belongs to GSR. Neither this material nor any copy thereof may be taken, reproduced or redistributed, directly or indirectly, without prior written permission of GSR

Notes & Sources

All options data is based on Deribit and derivatives graphics are from Laevidas. Market returns are based on price returns for the following ETFs: VOO, QQQ, EWU, EWG, EWJ, and EWH. Onchain volumes are not considered and thus certain token volumes may be understated (e.g., stETH).

CoinGecko	Santiment	DefiLlama	CoinMarketCap	Laevidas
L2Beat	Google Finance	TradingView	Deribit	WorldCoinIndex
Cryptorank	Investing.com	NFT Price Floor	CryptoSlate	