
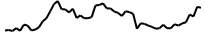

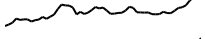



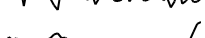





Crypto Leaderboard

Rank	Name	Ticker	Price	24h	7d	30d	24h Vol \$m	MC \$m	1-Year Chart
1	Bitcoin	BTC	\$97,081	2%	-2%	34%	58,659	1,919,506	
2	Ethereum	ETH	\$3,601	0%	8%	35%	29,224	434,299	
3	Tether	USDT	\$1.00	0%	0%	0%	103,924	133,526	
4	Solana	SOL	\$243	3%	-5%	39%	5,215	115,475	
5	XRP Ledger	XRP	\$1.69	15%	15%	223%	11,448	96,507	
6	BNB	BNB	\$659	1%	4%	10%	1,513	96,001	
7	Dogecoin	DOGE	\$0.41	4%	0%	147%	5,343	60,569	
8	USD Coin	USDC	\$1.00	0%	0%	0%	7,095	39,452	
9	Cardano	ADA	\$1.06	6%	5%	199%	2,123	38,007	
10	Lido stETH	STETH	\$3,595	0%	8%	35%	84	35,254	

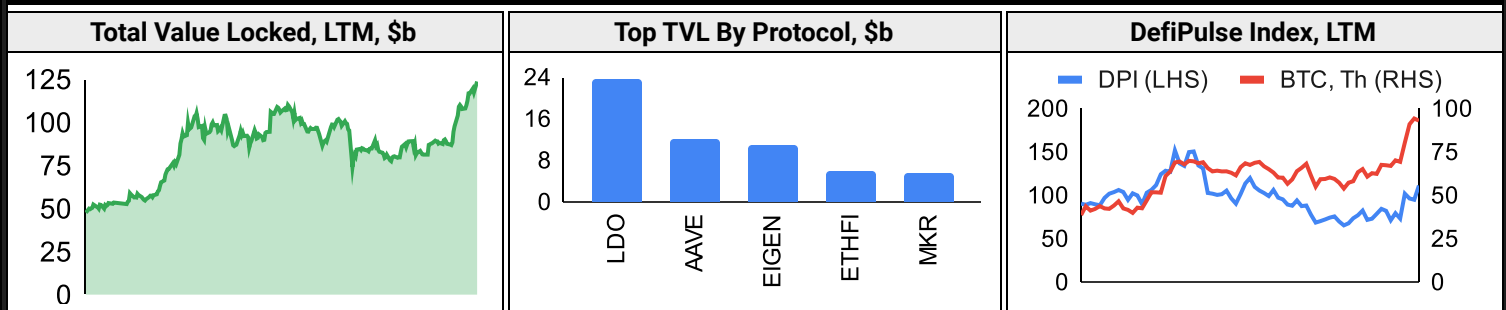
Top & Bottom Performers - Top 100 Tokens

24h		7 Days		30 Days		90 Days		365 Days	
VIRTUAL	34%	VIRTUAL	162%	XLM	468%	VIRTUAL	3970%	OM	15102%
ALGO	26%	SAND	72%	VIRTUAL	288%	XLM	483%	PEPE	1772%
PNUT	17%	XLM	58%	XRP	223%	SUI	330%	RAY	1339%
XRP	15%	ALGO	45%	ALGO	212%	DOGE	310%	BONK	1084%
AAVE	-1%	SOL	-5%	USDC	0%	USDC	0%	ATOM	-9%
OM	-2%	RAY	-6%	FDUSD	0%	DAI	0%	ARB	-9%
ETC	-2%	BONK	-8%	XMR	-3%	FDUSD	0%	RUNE	-13%
SUI	-2%	OM	-8%	RUNE	-4%	KAS	-6%	POL	-26%

Category Performance

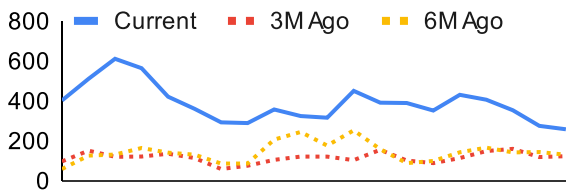
Category	7d	30d	90d	180d	365d	Ecosystem	7d	30d	90d	180d	365d
Currency	16%	118%	130%	92%	131%	Polkadot	23%	57%	73%	-6%	41%
Smart Contract	16%	78%	93%	26%	104%	Ethereum	20%	54%	63%	5%	12%
Gaming/Entertai	23%	68%	87%	0%	19%	Polygon	20%	51%	66%	-6%	35%
Privacy	14%	68%	72%	26%	40%	Avalanche	17%	51%	65%	7%	51%
Scaling	21%	60%	76%	-17%	40%	Solana	10%	47%	69%	11%	137%
DEX	21%	57%	86%	21%	100%	Cosmos	20%	47%	65%	-3%	56%
Meme	2%	55%	139%	39%	272%	BSC	18%	37%	54%	-10%	46%
IoT/Data/Comp.	16%	47%	54%	-1%	72%	Tron	4%	22%	5%	61%	130%
CEXs	3%	43%	55%	32%	63%						
Lending	9%	33%	48%	7%	46%						
Other DeFi	10%	29%	38%	-13%	12%						

DeFi

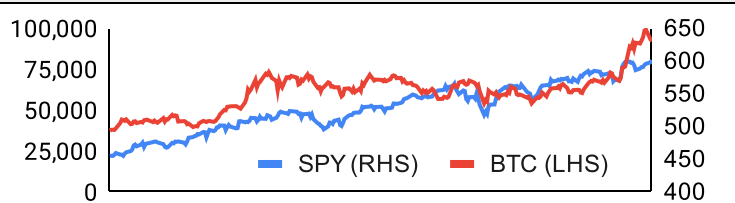


Trading Volume

Aggregate Volumes by Product, \$b					Top Derivatives Exchanges, \$m and bps				Top Spot Exchanges, \$m			
Product	1d	7d	30d	O/I	Exchange	1d Vol	O/I	Mkr	Tkr	Exchange	Mkts	1d Vol
Spot	72	821.62	2990	n/a	Binance	73,178	32,518	2.0	4.0	Binance	1,708	25,656
Perpetuals	176	2,160	8,800	762	Bybit	27,863	24,304	2.0	5.5	Bybit	1,067	6,208
Futures	0	3	13	1	OKX	27,752	10,526	2.0	5.0	Coinbase	411	3,650
Options	3	22	123	n/a	Bitget	23,508	18,518	2.0	6.0	OKX	797	3,975

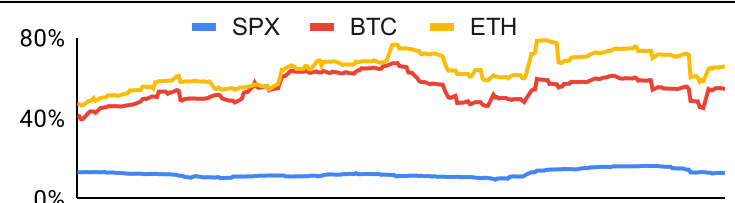
Daily Spot Volume, Top 100 Tokens Last 20d, \$b		Top Volume, 1d, \$m		Top Volume, %20d Avg		Low Volume, %20d Avg	
		USDT	121,457	VIRTUAL	622%	LEO	15%
		BTC	47,040	ALGO	244%	CRO	30%
		ETH	27,804	FET	183%	OM	30%
		XRP	10,491	SAND	135%	DOGE	33%
		USDC	7,742	TAO	129%	WEETH	33%

Traditional Finance

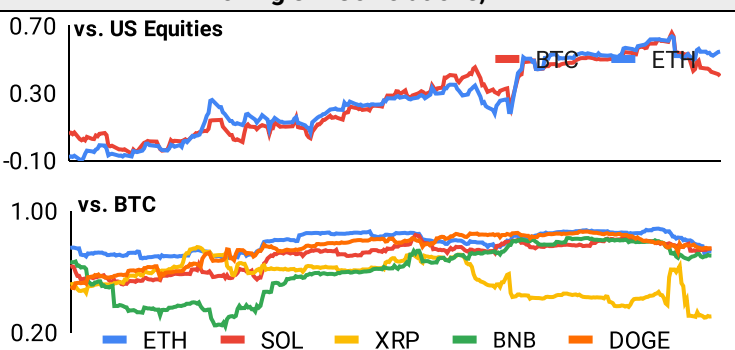
Global Equity Markets							SPY vs. BTC, LTM	
	US	USGrwth	UK	Germany	Japan	HK		
1D	1%	1%	0%	-1%	-1%	0%	50,000	550
7D	2%	1%	2%	0%	0%	-1%	75,000	600
90D	8%	8%	5%	-3%	-5%	6%	100,000	650
365D	32%	31%	21%	12%	9%	-3%	25,000	400

10-Year Treasury Yields							Commodities & FX					
	US	Brazil	UK	Germany	Japan	HK		WTI	Gas	Gold	USD/EUR	USD/JPY
Last	4.21%	13.40%	4.30%	2.10%	1.04%	3.27%	Last	69.2	3.31	+0.10%	0.95	150.0
1d Chg	-0.03	0.20	0.02	-0.03	-0.02	-0.06	1d % Chg	0.7%	3.3%	51.1%	0.0%	-1.0%

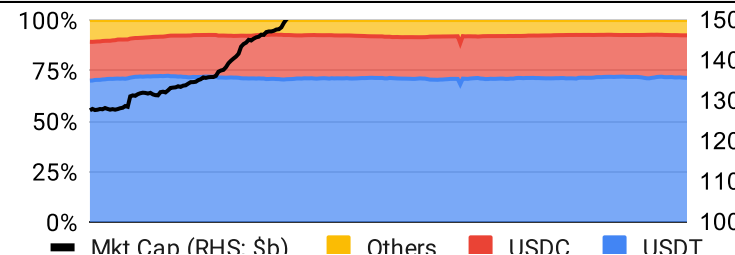
Volatility

Annualized Volatility							Rolling 3M Annualized Volatility, LTM			
	BTC	ETH	SOL	XRP	BNB	DOGE				
30D	63%	83%	86%	138%	50%	157%	80%			
90D	49%	63%	70%	97%	43%	112%	40%			
180D	51%	64%	78%	86%	53%	98%	0%			
365D	54%	64%	86%	75%	57%	101%				

Correlations

Intra-Crypto Correlations, LTM							Rolling 3M Correlations, LTM				
	BTC	ETH	SOL	XRP	BNB	DOGE					
BTC							0.70				
ETH	0.79						0.30				
SOL	0.70	0.66					-0.10				
XRP	0.47	0.46	0.42				1.00				
BNB	0.61	0.60	0.51	0.31			0.20				
DOGE	0.77	0.65	0.59	0.46	0.48						

Stablecoins

Stablecoin Market Size and Volume, \$m					Stablecoin Dominance (LHS) & Market Cap \$b (RHS), LTM	
Ticker	Price	1d Vol	20d Avg Vol	Market Cap		
USDT	1.00	121,457	173,304	133,447		
USDC	1.00	7,742	12,233	39,440		
DAI	1.00	126	159	5,365		
USDe	1.00	254	165	4,141		
USDD	1.00	2	7	755		
FRAX	1.00	17	17	647		

Ethereum Mainnet & Layer 2s

Mainnet & Layer 2 Transactions (m/day) and L2 TVL (\$m)					Transactions (m/day), Rolling 90-Day Average, LTM					
Network	1d	30d Avg	TVL	Tech Type						
Base	10.5	225.1		Optimistic Rollup						
Taiko	3.7	120.8		Optimistic Rollup						
Arbitrum One	2.1	67.2		Optimistic Rollup						
Ethereum	1.3	36.4	-	mainnet						
OP Mainnet	0.8	27.1		Optimistic Rollup						
World Chain	1.9	21.3								
Blast	0.4	15.4		Optimistic Rollup						
Linea	0.2	6.7		ZK Rollup						
Starknet	0.2	5.3		ZK Rollup						
Mint	0.2	5.1		Optimistic Rollup						

Layer 2 Token Performance & Market Cap (\$b)					
	IMX	ARB	STX	OP	MNT
24h Return	+9.19%	+0.85%	+0.80%	+1.64%	+1.50%
Market Cap	3.8	3.8	3.5	3.0	2.9

NFTs and DAOs

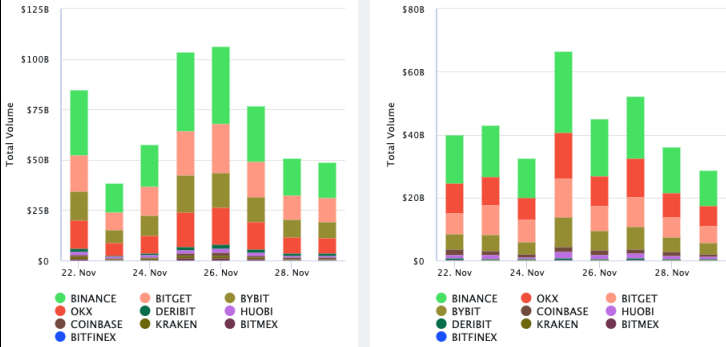
NFT Collection Stats (\$; Volume, MC in \$m)						DAO Treasury Amount (\$m) and Composition					
Collection	Floor	% Listed	3M Ret.	3M Vol	Market Cap	DAO	Treasury	Stables	BTC/ETH	Own Tokens	Other
CryptoPunks	141,492	41%	89%	129,934	1,400	Uniswap	5,083	0%	0%	100%	0%
Bored Ape Yacht Club	#VALUE!	54%	69%	52,880	561	Optimism	4,762	0%	0%	100%	0%
Pudgy Penguins	45,690	56%	69%	49,638	406	Mantle	2,985	1%	11%	85%	3%
Milady Maker	22,557	52%	152%	32,003	226	Arbitrum	2,659	0%	1%	99%	0%
Autoglyphs	357,960	32%	36%	513	183	ENS	1,281	2%	7%	86%	5%
Azuki	17,202	40%	41%	19,426	172	Ethereum	965	0%	100%	0%	0%
Mutant Ape Yacht Club	8,586	60%	65%	25,725	167	Golem	505	0%	87%	13%	0%
Chromie Squiggle	15,110	28%	52%	2,178	151	Gnosis	473	4%	13%	53%	29%
Bitcoin Puppets	13,156	66%	182%	14,433	132	Merit Circle	403	5%	1%	93%	2%
Lil Pudgys	4,425	39%	92%	12,432	96	Lido	334	6%	40%	53%	1%

Crypto News

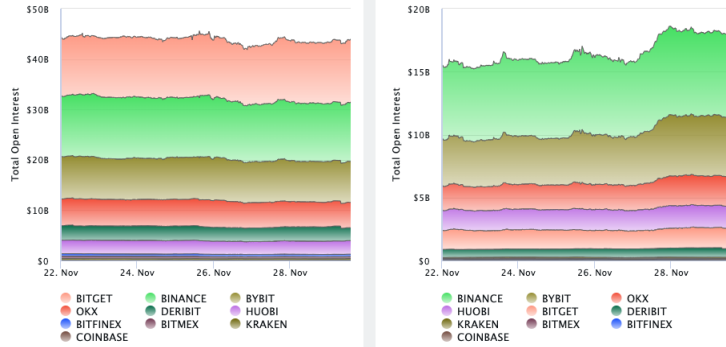
- [Bitcoin Gets Boost as Crypto Supporters Vie to Head US Regulators - Bloomberg](#)
- [Canton of Bern Passes Motion to Explore Bitcoin Mining for Grid Stability - Decrypt](#)
- [DePaul professor Lamont Black on why Trump's cryptocurrency reserve idea isn't just crazy talk - The Record from Recorded Future News](#)
- [Crypto.com sponsors golf tournament with prize of \\$10M in CRO token - Cointelegraph](#)
- [UK crypto regulation to cover stablecoins in 2025 - TechHQ](#)
- [Ethereum ETFs blitz Bitcoin ETFs over last 4 trading days amid ETH rally - Cointelegraph](#)
- [QCP Capital: Ethereum eyes 35% rally as spot ETF inflows hit \\$90m - crypto.news](#)
- [Fed's preferred inflation reading is as expected, but shows prices are sticky - Blockworks](#)
- [Zerebro: Actualizing creativity in the path toward AGI - Blockworks](#)

Crypto Futures

Futures Volume (BTC LHS ; ETH RHS), 1d



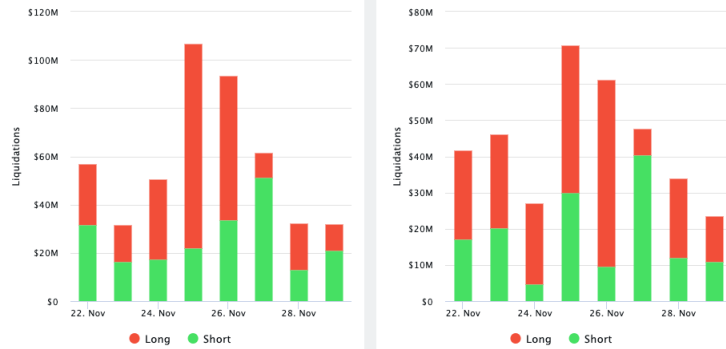
Futures Open Interest (BTC LHS ; ETH RHS)



OI Weighted Funding Rate (BTC LHS ; ETH RHS), 1d

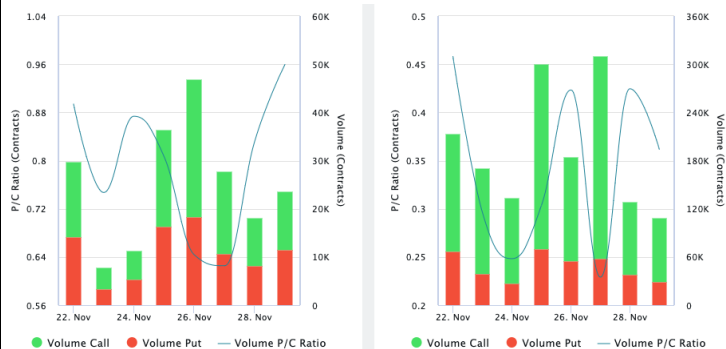


Liquidations (BTC LHS ; ETH RHS), 1d

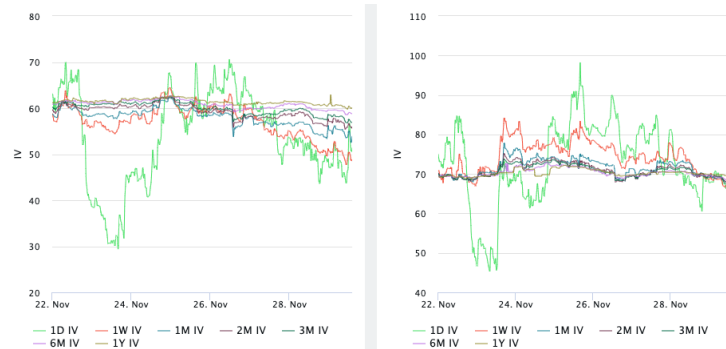


Crypto Options

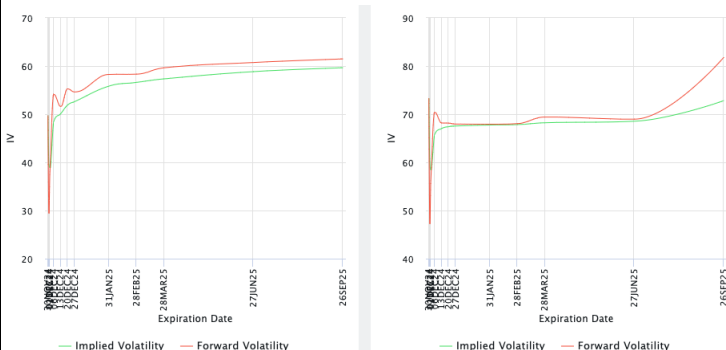
Options Volume & Put/Call Ratio (BTC LHS ; ETH RHS), 1d



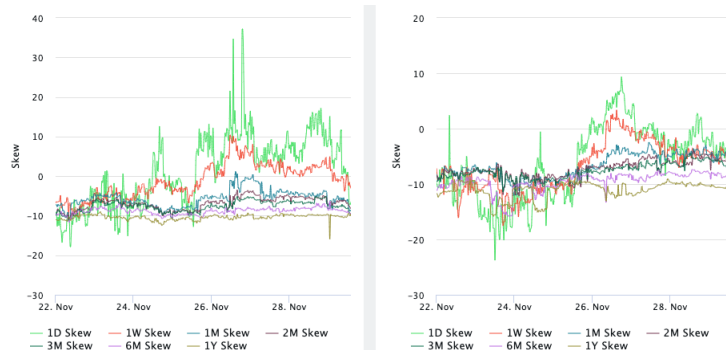
ATM Implied Volatility (BTC LHS ; ETH RHS)



ATM Implied Vol Term Structure (BTC LHS ; ETH RHS)



25 Delta Skew (BTC LHS ; ETH RHS)





November 29, 2024

About GSR

GSR has over a decade of extensive experience in the crypto market, serving as a trusted liquidity provider and active, multi-stage investor. Our suite of services includes OTC Trading, Derivatives, and Market Making. GSR is actively involved in every major sector of the digital asset ecosystem, working with token issuers, institutional investors, miners, and leading trading venues.

For more information or if we can help with anything, please see gsr.io or contact us at gsr@gsr.io.

Follow GSR for more content: [Twitter](#) [Telegram](#) [LinkedIn](#)

Authors

Brian Rudick, Senior Strategist	Twitter	Telegram
Carlos Guzman, Research Analyst	Twitter	Telegram
Toe Bautista, Research Analyst	Twitter	Telegram

Required Disclosures

This material is provided by GSR (the "Firm") solely for informational purposes, is intended only for sophisticated, institutional investors and does not constitute an offer or commitment, a solicitation of an offer or commitment, or any advice or recommendation, to enter into or conclude any transaction (whether on the terms shown or otherwise), or to provide investment services in any state or country where such an offer or solicitation or provision would be illegal. The Firm is not and does not act as an advisor or fiduciary in providing this material. GSR is not authorised or regulated in the UK by the Financial Conduct Authority. The protections provided by the UK regulatory system will not be available to you. Specifically, information provided herein is intended for institutional persons only and is not suitable for retail persons in the United Kingdom, and no solicitation or recommendation is being made to you in regards to any products or services.

This material is not a research report, and not subject to any of the independence and disclosure standards applicable to research reports prepared pursuant to FINRA or CFTC research rules. This material is not independent of the Firm's proprietary interests, which may conflict with the interests of any counterparty of the Firm. The Firm trades instruments discussed in this material for its own account, may trade contrary to the views expressed in this material, and may have positions in other related instruments.

Information contained herein is based on sources considered to be reliable, but is not guaranteed to be accurate or complete. Any opinions or estimates expressed herein reflect a judgment made by the author(s) as of the date of publication, and are subject to change without notice. Trading and investing in digital assets involves significant risks including price volatility and illiquidity and may not be suitable for all investors. The Firm is not liable whatsoever for any direct or consequential loss arising from the use of this material. Copyright of this material belongs to GSR. Neither this material nor any copy thereof may be taken, reproduced or redistributed, directly or indirectly, without prior written permission of GSR

Notes & Sources

All options data is based on Deribit and derivatives graphics are from Laevidas. Market returns are based on price returns for the following ETFs: VOO, QQQ, EWU, EWG, EWJ, and EWH. Onchain volumes are not considered and thus certain token volumes may be understated (e.g., stETH).

CoinGecko	Santiment	DefiLlama	CoinMarketCap	Laevidas
L2Beat	Google Finance	TradingView	Deribit	WorldCoinIndex
Cryptorank	Investing.com	NFT Price Floor	CryptoSlate	