











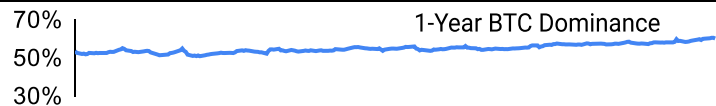
**Crypto Leaderboard**

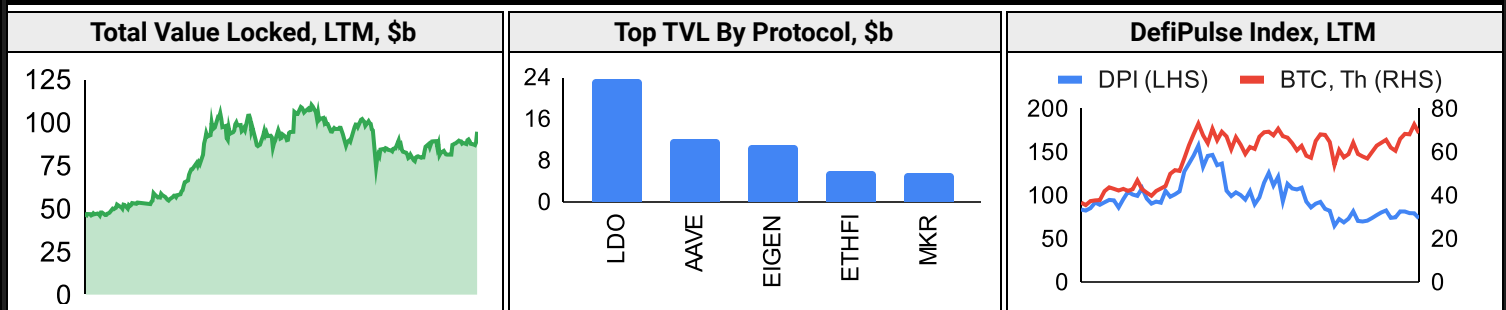
Rank	Name	Ticker	Price	24h	7d	30d	24h Vol \$m	MC \$m	1-Year Chart
1	Bitcoin	BTC	\$75,847	2%	8%	22%	70,060	1,500,184	
2	Ethereum	ETH	\$2,836	7%	13%	16%	35,966	341,584	
3	Tether	USDT	\$1.00	0%	0%	0%	70,231	121,272	
4	Solana	SOL	\$191	3%	14%	34%	5,778	90,319	
5	BNB	BNB	\$597	2%	4%	3%	1,292	87,069	
6	USD Coin	USDC	\$1.00	0%	0%	0%	7,964	36,677	
7	XRP Ledger	XRP	\$0.55	3%	8%	4%	2,322	31,192	
8	Dogecoin	DOGE	\$0.19	2%	21%	82%	5,734	28,360	
9	Lido stETH	STETH	\$2,836	7%	12%	16%	55	27,684	
10	Cardano	ADA	\$0.39	10%	14%	13%	590	13,849	

**Top & Bottom Performers - Top 100 Tokens**

24h		7 Days		30 Days		90 Days		365 Days	
RAY	28%	RAY	53%	RAY	189%	SUI	176%	OM	6427%
ENA	20%	ENA	40%	DOGE	82%	RAY	162%	BONK	1988%
NEIRO	16%	AAVE	29%	ENA	80%	POPCAT	148%	RAY	1772%
PEPE	13%	LDO	27%	WBT	66%	FTM	115%	PEPE	787%
HNT	-1%	POPCAT	-1%	AR	-11%	MATIC	-19%	QNT	-42%
USDS	-2%	ICP	-1%	NEAR	-13%	AR	-23%	ARB	-47%
TRX	-2%	HNT	-3%	IMX	-14%	TON	-25%	ATOM	-48%
UNI	-3%	TRX	-5%	TAO	-14%	MKR	-27%	MATIC	-57%

**Category Performance**

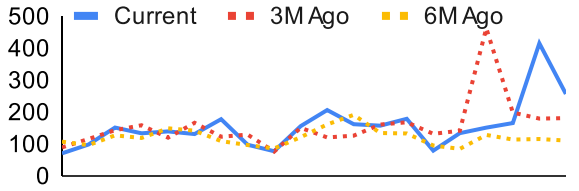
Category	7d	30d	90d	180d	365d	Ecosystem	7d	30d	90d	180d	365d
Meme	9%	26%	56%	8%	144%	Solana	10%	10%	9%	-19%	144%
DEX	10%	19%	25%	-11%	108%	Ethereum	11%	9%	15%	-14%	-13%
Lending	16%	17%	31%	14%	40%	Avalanche	9%	6%	16%	-13%	18%
Currency	6%	11%	10%	-8%	18%	Polygon	5%	2%	10%	-28%	0%
Privacy	6%	6%	4%	-10%	-10%	Cosmos	-3%	0%	6%	-39%	42%
Scaling	7%	5%	12%	-43%	6%	Polkadot	3%	-1%	9%	-37%	7%
IoT/Data/Comp.	5%	3%	2%	-28%	28%	BSC	5%	-1%	8%	-28%	21%
Smart Contract	7%	3%	13%	-23%	41%	Tron	-2%	-3%	45%	18%	77%
CEXs	6%	2%	25%	-5%	39%						
Other DeFi	10%	1%	7%	-29%	1%						
Gaming/Entertai	1%	-1%	6%	-40%	-26%						

**DeFi**


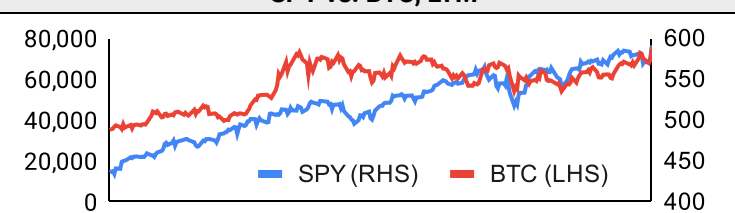
**Trading Volume**

Aggregate Volumes by Product, \$b					Top Derivatives Exchanges, \$m and bps					Top Spot Exchanges, \$m		
Product	1d	7d	30d	O/I	Exchange	1d Vol	O/I	Mkr	Tkr	Exchange	Mkts	1d Vol
Spot	67	268.88	1120	n/a	Binance	75,958	22,709	2.0	4.0	Binance	1,653	25,036
Perpetuals	205	894	3,870	848	Bybit	30,606	16,086	2.0	5.5	Coinbase	408	5,106
Futures	0	2	6	1	OKX	31,354	7,396	2.0	5.0	Bybit	1,041	5,609
Options	4	23	68	n/a	Bitget	30,596	12,352	2.0	6.0	OKX	770	3,935

Daily Spot Volume, Top 100 Tokens Last 20d, \$b				Top Volume, 1d, \$m		Top Volume, %20d Avg		Low Volume, %20d Avg	
				USDT	111,339	LDO	370%	EETH	41%
				BTC	63,817	AAVE	348%	WEETH	50%
				ETH	33,722	ENA	344%	POPCAT	82%
				USDC	11,563	RAY	292%	BGB	83%
				FDUSD	8,096	CRO	273%	BRETT	86%

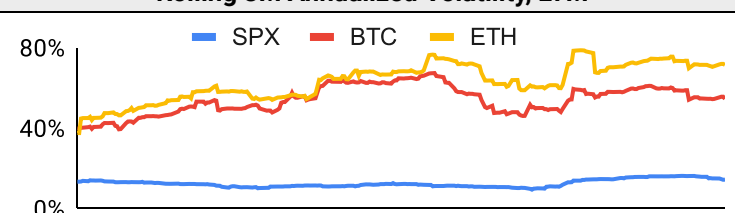
**Traditional Finance**

Global Equity Markets							SPY vs. BTC, LTM	
	US	USGrwth	UK	Germany	Japan	HK		
1D	2%	3%	-1%	-3%	0%	-2%		
7D	2%	2%	-2%	-2%	1%	0%		
90D	11%	13%	5%	6%	6%	15%		
365D	35%	36%	19%	23%	14%	4%		

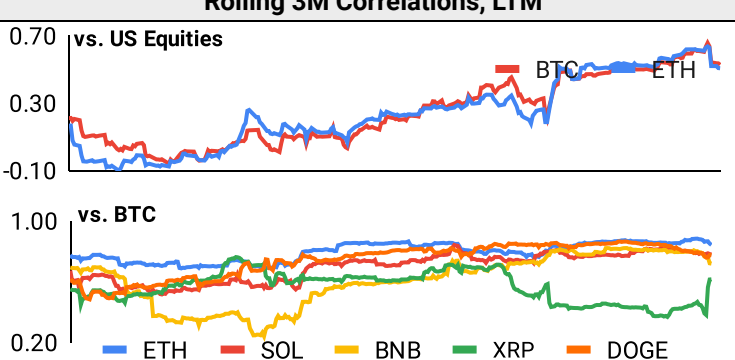
  

10-Year Treasury Yields							Commodities & FX					
	US	Brazil	UK	Germany	Japan	HK	Last	WTI	Gas	Gold	USD/EUR	USD/JPY
Last	4.35%	12.67%	4.54%	2.42%	1.00%	3.34%	Last	72.0	2.69	2,705	0.93	153.1
1d Chg	-0.08	-0.05	-0.02	0.03	-0.01	-0.06	1d % Chg	0.5%	-2.0%	1.1%	-0.6%	-1.0%

**Volatility**

Annualized Volatility							Rolling 3M Annualized Volatility, LTM			
	BTC	ETH	SOL	BNB	XRP	DOGE				
30D	48%	65%	71%	36%	38%	97%				
90D	45%	58%	66%	41%	48%	81%				
180D	50%	66%	78%	51%	61%	81%				
365D	53%	63%	92%	58%	62%	93%				

**Correlations**

Intra-Crypto Correlations, LTM							Rolling 3M Correlations, LTM	
	BTC	ETH	SOL	BNB	XRP	DOGE		
BTC								
ETH	0.81							
SOL	0.69	0.62						
BNB	0.62	0.59	0.50					
XRP	0.57	0.54	0.49	0.39				
DOGE	0.77	0.67	0.59	0.50	0.55			

**Stablecoins**

Stablecoin Market Size and Volume, \$m					Stablecoin Dominance (LHS) & Market Cap \$b (RHS), LTM	
Ticker	Price	1d Vol	20d Avg Vol	Market Cap		
USDT	1.00	111,339	67,909	121,465		
USDC	1.00	11,563	7,355	36,711		
DAI	1.00	194	96	5,366		
USDe	1.00	138	58	2,844		
USDD	1.00	8	3	758		
FRAX	1.00	17	8	647		
						■ Mkt Cap (RHS: \$b) ■ Others ■ USDC ■ USDT

**Ethereum Mainnet & Layer 2s**

Mainnet & Layer 2 Transactions (m/day) and L2 TVL (\$m)					Transactions (m/day), Rolling 90-Day Average, LTM					
Network	1d	30d Avg	TVL	Tech Type						
Base	7.1	184.6		Optimistic Rollup						
Xai	5.7	165.3								
Taiko	3.6	90.3		Optimistic Rollup						
Gravity	2.0	63.8		Optimum						
Arbitrum One	2.6	57.3		Optimistic Rollup						
PlayBlock	1.6	43.5								
Ethereum	1.2	34.5	-	mainnet						
PoP Apex	0.9	28.5								
OP Mainnet	0.9	23.6		Optimistic Rollup						
Blast	0.6	18.7		Optimistic Rollup						
					Layer 2 Token Performance & Market Cap (\$b)					
						STX	IMX	ARB	MNT	OP
					24h Return	+2.73%	+3.97%	+9.92%	+10.87%	+4.57%
					Market Cap	2.5	2.5	2.3	2.2	2.0

**NFTs and DAOs**

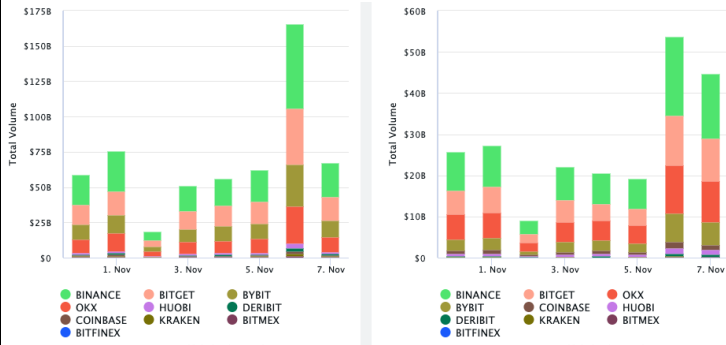
NFT Collection Stats (\$; Volume, MC in \$m)						DAO Treasury Amount (\$m) and Composition					
Collection	Floor	% Listed	3M Ret.	3M Vol	Market Cap	DAO	Treasury	Stables	BTC/ETH	Own Tokens	Other
CryptoPunks	74,266	40%	31%	103,917	743	Uniswap	3,580	0%	0%	100%	0%
Bored Ape Yacht C	31,206	54%	26%	45,312	312	Mantle	2,048	1%	10%	87%	2%
Pudgy Penguins	23,784	58%	11%	40,996	211	Arbitrum	1,667	0%	2%	98%	0%
Autoglyphs	280,317	32%	-5%	485	144	ENS	1,376	2%	6%	88%	4%
Azuki	14,096	40%	40%	15,576	141	Optimism	1,151	0%	0%	100%	0%
Milady Maker	12,797	53%	25%	25,086	128	Ethereum	757	0%	100%	0%	0%
Bitcoin Puppets	10,929	66%	125%	13,763	109	Gnosis	439	7%	13%	54%	26%
Mutant Ape Yacht	5,255	60%	32%	20,474	103	Golem	384	0%	89%	11%	0%
NodeMonkes	9,203	55%	-1%	17,219	92	Merit Circle	304	6%	1%	91%	2%
Chromie Squiggle	#VALUE!	28%	#VALUE!	1,077	83	Lido	267	7%	38%	53%	1%

**Crypto News**

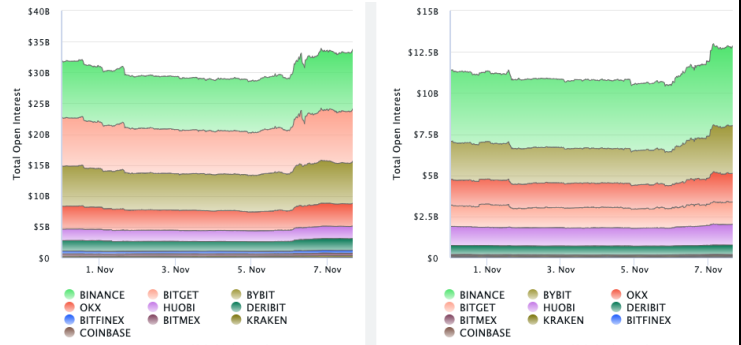
- [Bitcoin Blasts Past \\$76K for First Time as Violent Crypto Rally Liquidates Nearly \\$400M Shorts - CoinDesk](#)
- [Hut 8 tips 66% hashrate boost after deal to buy 31K Bitcoin miners - Cointelegraph](#)
- [US polls 2024: Cryptocurrency expects win as Gensler's SEC departure promises regulatory shift under Trump regime | Stock Market News - Mi](#)
- [Japan looks to tighten cryptocurrency exchanges \(websites\) asset rules - ForexLive](#)
- [BlackRock's Bitcoin ETF Clinches Record \\$4 Billion Trading Volume Amid Trump Win - Decrypt](#)
- [Polymarket performs smoothly on Election Day, processes \\$240M in trading volumes - Blockworks](#)
- [Crypto candidates fared well on election night - Blockworks](#)
- [The Fed Is Set to Cut Rates, Boosting the Outlook for Crypto - CoinDesk](#)
- [Michael Novogratz's Galaxy Looks to AI Computing as Bitcoin Mining Revenue Falls - CoinDesk](#)

## Crypto Futures

### Futures Volume (BTC LHS ; ETH RHS), 1d



### Futures Open Interest (BTC LHS ; ETH RHS)



### OI Weighted Funding Rate (BTC LHS ; ETH RHS), 1d

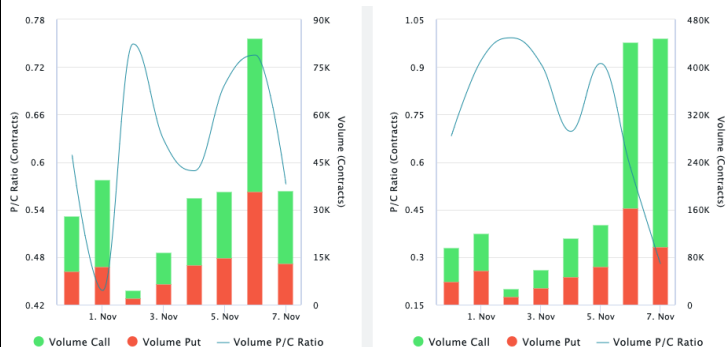


### Liquidations (BTC LHS ; ETH RHS), 1d



## Crypto Options

### Options Volume & Put/Call Ratio (BTC LHS ; ETH RHS), 1d



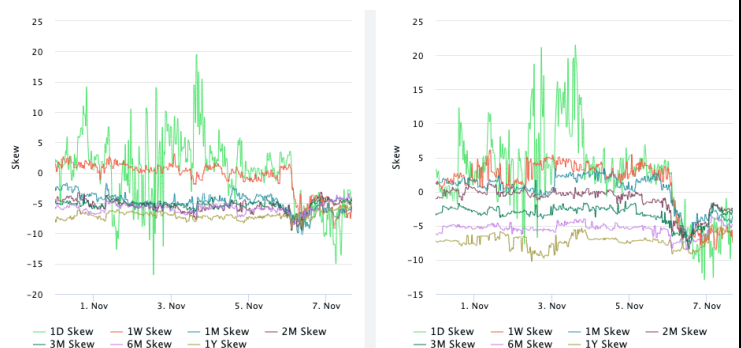
### ATM Implied Volatility (BTC LHS ; ETH RHS)



### ATM Implied Vol Term Structure (BTC LHS ; ETH RHS)



### 25 Delta Skew (BTC LHS ; ETH RHS)





November 7, 2024

### About GSR

GSR has over a decade of extensive experience in the crypto market, serving as a trusted liquidity provider and active, multi-stage investor. Our suite of services includes OTC Trading, Derivatives, and Market Making. GSR is actively involved in every major sector of the digital asset ecosystem, working with token issuers, institutional investors, miners, and leading trading venues.

For more information or if we can help with anything, please see [gsr.io](https://gsr.io) or contact us at [gsr@gsr.io](mailto:gsr@gsr.io).

Follow GSR for more content: [Twitter](#) [Telegram](#) [LinkedIn](#)

### Authors

Brian Rudick, Senior Strategist	<a href="#">Twitter</a>	<a href="#">Telegram</a>
Carlos Guzman, Research Analyst	<a href="#">Twitter</a>	<a href="#">Telegram</a>
Toe Bautista, Research Analyst	<a href="#">Twitter</a>	<a href="#">Telegram</a>

### Required Disclosures

This material is provided by GSR (the "Firm") solely for informational purposes, is intended only for sophisticated, institutional investors and does not constitute an offer or commitment, a solicitation of an offer or commitment, or any advice or recommendation, to enter into or conclude any transaction (whether on the terms shown or otherwise), or to provide investment services in any state or country where such an offer or solicitation or provision would be illegal. The Firm is not and does not act as an advisor or fiduciary in providing this material. GSR is not authorised or regulated in the UK by the Financial Conduct Authority. The protections provided by the UK regulatory system will not be available to you. Specifically, information provided herein is intended for institutional persons only and is not suitable for retail persons in the United Kingdom, and no solicitation or recommendation is being made to you in regards to any products or services.

This material is not a research report, and not subject to any of the independence and disclosure standards applicable to research reports prepared pursuant to FINRA or CFTC research rules. This material is not independent of the Firm's proprietary interests, which may conflict with the interests of any counterparty of the Firm. The Firm trades instruments discussed in this material for its own account, may trade contrary to the views expressed in this material, and may have positions in other related instruments.

Information contained herein is based on sources considered to be reliable, but is not guaranteed to be accurate or complete. Any opinions or estimates expressed herein reflect a judgment made by the author(s) as of the date of publication, and are subject to change without notice. Trading and investing in digital assets involves significant risks including price volatility and illiquidity and may not be suitable for all investors. The Firm is not liable whatsoever for any direct or consequential loss arising from the use of this material. Copyright of this material belongs to GSR. Neither this material nor any copy thereof may be taken, reproduced or redistributed, directly or indirectly, without prior written permission of GSR

### Notes & Sources

All options data is based on Deribit and derivatives graphics are from Laevidas. Market returns are based on price returns for the following ETFs: VOO, QQQ, EWU, EWG, EWJ, and EWH. Onchain volumes are not considered and thus certain token volumes may be understated (e.g., stETH).

CoinGecko	Santiment	DefiLlama	CoinMarketCap	Laevidas
L2Beat	Google Finance	TradingView	Deribit	WorldCoinIndex
Cryptorank	Investing.com	NFT Price Floor	CryptoSlate	