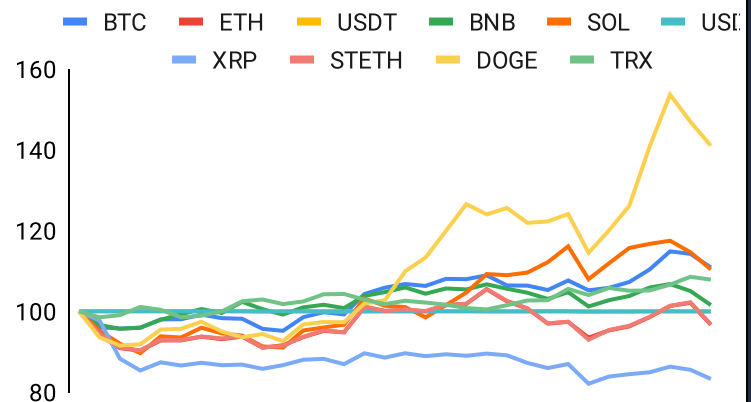


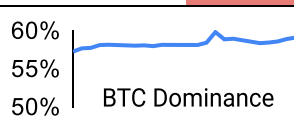
Crypto Leaderboard

Rank	Name	Ticker	Price	MC, \$b	1M	One Month Performance								
1	Bitcoin	BTC	70,217	1,389	11%	—	—	—	—	—	—	—	—	—
2	Ethereum	ETH	2,516	303	-3%	—	—	—	—	—	—	—	—	—
3	Tether	USDT	1.00	120	0%	—	—	—	—	—	—	—	—	—
4	BNB	BNB	576	84	2%	—	—	—	—	—	—	—	—	—
5	Solana	SOL	168	79	10%	—	—	—	—	—	—	—	—	—
6	USD Coin	USDC	1.00	35	0%	—	—	—	—	—	—	—	—	—
7	Ripple	XRP	0.51	29	-17%	—	—	—	—	—	—	—	—	—
8	Lido	STETH	2,515	25	-3%	—	—	—	—	—	—	—	—	—
9	Dogecoin	DOGE	0.16	24	41%	—	—	—	—	—	—	—	—	—
10	TRON	TRX	0.17	15	8%	—	—	—	—	—	—	—	—	—



One-Month Performance

By Token		By Category		By Ecosystem		Traditional Finance	
SPX	384%	Meme	0%	Tron	-2%	USD/JPY	6.6%
RAY	68%	Currency	-5%	Cosmos	-4%	Gold	3.9%
WBT	61%	DEX	-6%	Gnosis Chain	-13%	Nasdaq	1.8%
POPCAT	58%	CEXs	-6%	Solana	-13%	WTI	1.6%
MEW	45%	Privacy	-6%	Polygon	-13%	SPX	0.4%
DOGE	30%	Lending	-12%	Avalanche	-13%	DAX	0.2%
NEAR	-26%	Smart Contract	-13%	Polkadot	-15%	FTSE	-1.2%
RENDER	-28%	IoT/Data/Comp	-15%	BSC	-16%	NIKKEI	-1.5%
KAS	-30%	Scaling	-15%			EUR/USD	-2.1%
IMX	-33%	Other DeFi	-16%			HSI	-3.0%
AR	-34%	Gaming/Entnmt	-17%			Gas	-7.4%



Defi

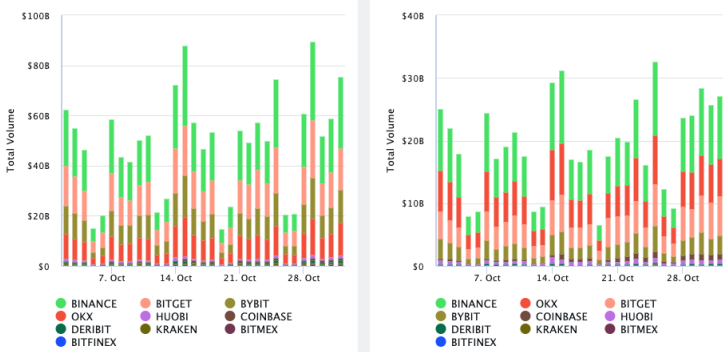
Total Value Locked, 1M, \$b	Top TVL By Protocol, \$b	DefiPulse Index, 1M

One-Month Trading Volumes

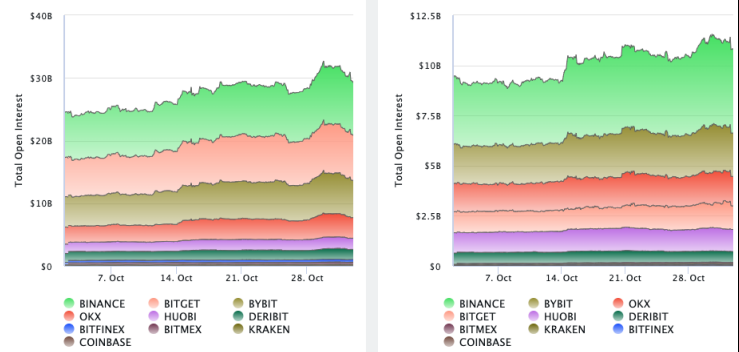
Top 100, Spot, \$b	Top Spot by Token, \$b	Top Spot Exchanges, \$b	Aggregate Derivs Vols, \$b																																														
	<table border="1"> <tr><td>USDT</td><td>1,784</td></tr> <tr><td>BTC</td><td>994</td></tr> <tr><td>ETH</td><td>501</td></tr> <tr><td>USDC</td><td>188</td></tr> <tr><td>FDUSD</td><td>138</td></tr> <tr><td>SOL</td><td>81</td></tr> <tr><td>BNB</td><td>53</td></tr> </table>	USDT	1,784	BTC	994	ETH	501	USDC	188	FDUSD	138	SOL	81	BNB	53	<table border="1"> <tr><td>Binance</td><td>426</td></tr> <tr><td>crypto.com</td><td>149</td></tr> <tr><td>ByBit</td><td>123</td></tr> <tr><td>Coinbase</td><td>62</td></tr> <tr><td>OKX</td><td>60</td></tr> <tr><td>Gate.io</td><td>56</td></tr> <tr><td>Huobi</td><td>49</td></tr> </table>	Binance	426	crypto.com	149	ByBit	123	Coinbase	62	OKX	60	Gate.io	56	Huobi	49	<table border="1"> <tr> <th></th> <th>1M</th> <th>O/I</th> </tr> <tr> <td>Spot</td> <td>1,030</td> <td>na</td> </tr> <tr> <td>Perpetuals</td> <td>3,560</td> <td>874</td> </tr> <tr> <td>Futures</td> <td>6</td> <td>1</td> </tr> <tr> <td>Options</td> <td>52</td> <td>na</td> </tr> <tr> <td>Total</td> <td>4,648</td> <td>875</td> </tr> </table>		1M	O/I	Spot	1,030	na	Perpetuals	3,560	874	Futures	6	1	Options	52	na	Total	4,648	875
USDT	1,784																																																
BTC	994																																																
ETH	501																																																
USDC	188																																																
FDUSD	138																																																
SOL	81																																																
BNB	53																																																
Binance	426																																																
crypto.com	149																																																
ByBit	123																																																
Coinbase	62																																																
OKX	60																																																
Gate.io	56																																																
Huobi	49																																																
	1M	O/I																																															
Spot	1,030	na																																															
Perpetuals	3,560	874																																															
Futures	6	1																																															
Options	52	na																																															
Total	4,648	875																																															

Crypto Futures

Futures Volume (BTC LHS ; ETH RHS), 1d



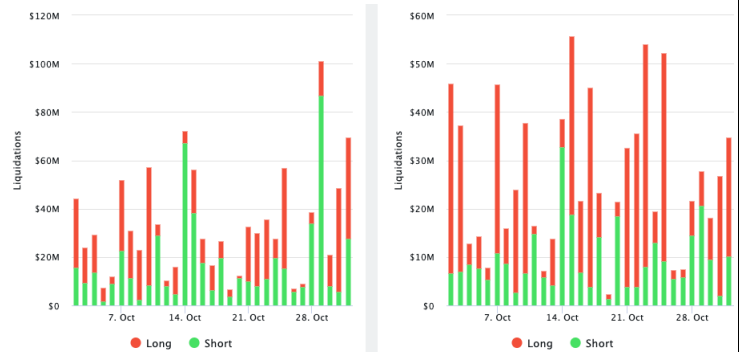
Futures Open Interest (BTC LHS ; ETH RHS)



OI Weighted Funding Rate (BTC LHS ; ETH RHS), 1d

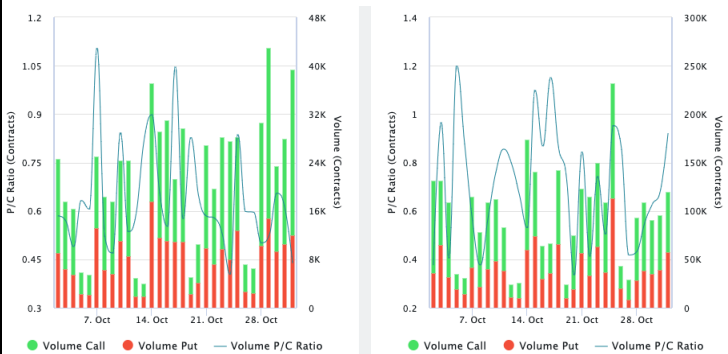


Liquidations (BTC LHS ; ETH RHS), 1d



Crypto Options

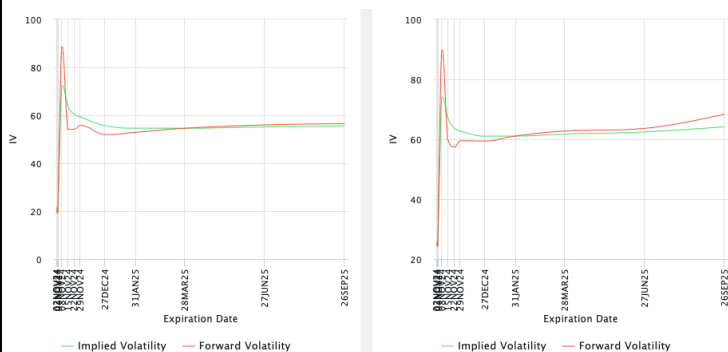
Options Volume & Put/Call Ratio (BTC LHS ; ETH RHS), 1d



ATM Implied Volatility (BTC LHS ; ETH RHS)



ATM Implied Vol Term Structure (BTC LHS ; ETH RHS)



25 Delta Skew (BTC LHS ; ETH RHS)





October Market Update

About GSR

GSR has over a decade of extensive experience in the crypto market, serving as a trusted liquidity provider and active, multi-stage investor. Our suite of services includes OTC Trading, Derivatives, and Market Making. GSR is actively involved in every major sector of the digital asset ecosystem, working with token issuers, institutional investors, miners, and leading trading venues.

For more information or if we can help with anything, please see gsr.io or contact us at gsr@gsr.io.

Follow GSR for more content: [Twitter](#) [Telegram](#) [LinkedIn](#)

Authors

Brian Rudick, Head of Research	Twitter	Telegram
Carlos Guzman, Research Analyst	Twitter	Telegram
Toe Bautista, Research Analyst	Twitter	Telegram

Required Disclosures

This material is provided by GSR (the "Firm") solely for informational purposes, is intended only for sophisticated, institutional investors and does not constitute an offer or commitment, a solicitation of an offer or commitment, or any advice or recommendation, to enter into or conclude any transaction (whether on the terms shown or otherwise), or to provide investment services in any state or country where such an offer or solicitation or provision would be illegal. The Firm is not and does not act as an advisor or fiduciary in providing this material.

This material is not a research report, and not subject to any of the independence and disclosure standards applicable to research reports prepared pursuant to FINRA or CFTC research rules. This material is not independent of the Firm's proprietary interests, which may conflict with the interests of any counterparty of the Firm. The Firm trades instruments discussed in this material for its own account, may trade contrary to the views expressed in this material, and may have positions in other related instruments.

Information contained herein is based on sources considered to be reliable, but is not guaranteed to be accurate or complete. Any opinions or estimates expressed herein reflect a judgment made by the author(s) as of the date of publication, and are subject to change without notice. Trading and investing in digital assets involves significant risks including price volatility and illiquidity and may not be suitable for all investors. The Firm is not liable whatsoever for any direct or consequential loss arising from the use of this material. Copyright of this material belongs to GSR. Neither this material nor any copy thereof may be taken, reproduced or redistributed, directly or indirectly, without prior written permission of GSR.

Sources

CoinGecko	Santiment	TradingView	Investing.com	Google Finance
CoinMarketCap	DefiLlama	WorldCoinIndex	The Block	Yahoo Finance
	Laevitas	Amberdata	CoinGlass	