
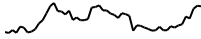



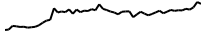

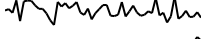





Crypto Leaderboard

Rank	Name	Ticker	Price	24h	7d	30d	24h Vol \$m	MC \$m	1-Year Chart
1	Bitcoin	BTC	\$101,091	6%	2%	14%	119,851	2,001,034	
2	Ethereum	ETH	\$3,814	6%	-1%	13%	41,513	459,524	
3	Tether	USDT	\$1.00	0%	0%	0%	188,798	138,970	
4	XRP Ledger	XRP	\$2.43	18%	3%	292%	22,149	138,927	
5	Solana	SOL	\$230	9%	0%	3%	8,165	109,546	
6	BNB	BNB	\$709	6%	-4%	7%	2,004	103,368	
7	Dogecoin	DOGE	\$0.42	9%	-4%	19%	8,723	61,122	
8	USD Coin	USDC	\$1.00	0%	0%	0%	10,826	41,275	
9	Cardano	ADA	\$1.08	13%	-9%	76%	2,800	38,780	
10	Lido stETH	STETH	\$3,811	5%	-1%	13%	115	37,518	

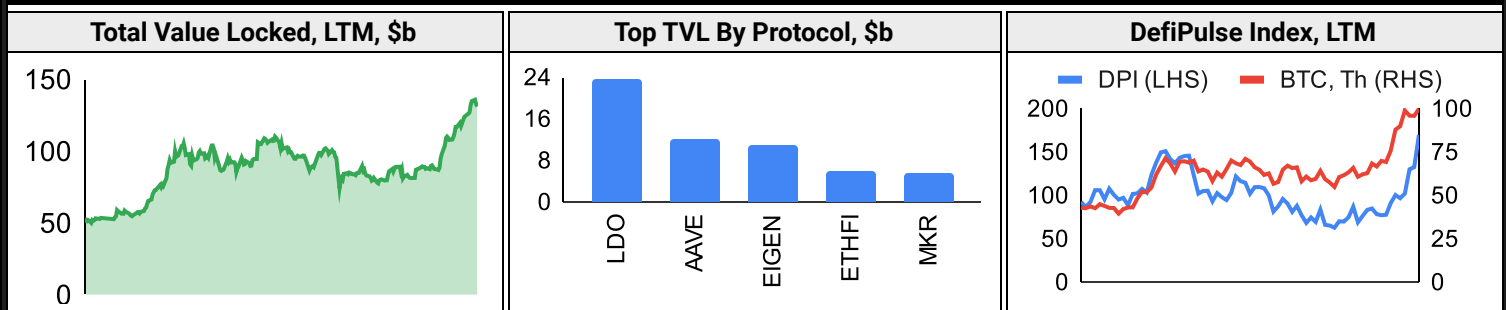
Top & Bottom Performers - Top 100 Tokens

24h		7 Days		30 Days		90 Days		365 Days	
SOS	26%	BGB	78%	HBAR	409%	VIRTUAL	6043%	OM	17683%
HYPE	21%	MNT	25%	VIRTUAL	371%	HBAR	488%	PEPE	1700%
SUI	20%	SUI	17%	XRP	292%	ENA	378%	RAY	710%
XRP	18%	PEPE	16%	XLM	277%	XLM	355%	JASMY	629%
USDE	0%	EOS	-18%	RUNE	-3%	USDT	0%	ATOM	-26%
USDC	0%	FIL	-18%	APT	-6%	DAI	0%	POL	-30%
USDS	0%	SAND	-18%	JUP	-8%	USDC	0%	TIA	-40%
LEO	-1%	FLOW	-20%	CRO	-12%	KAS	-1%	SOS	-46%

Category Performance

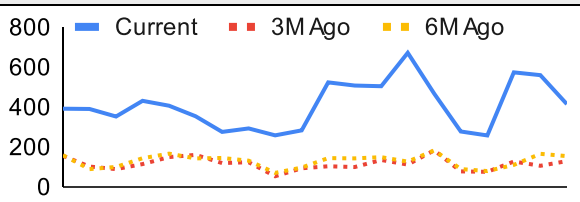
Category	7d	30d	90d	180d	365d	Ecosystem	7d	30d	90d	180d	365d
Currency	-11%	98%	138%	129%	126%	Ethereum	0%	88%	131%	90%	56%
DEX	-2%	68%	126%	75%	75%	Solana	10%	56%	82%	33%	76%
Privacy	-13%	67%	97%	64%	49%	Avalanche	-3%	53%	97%	54%	71%
Gaming/Entertai	-13%	65%	101%	35%	19%	Polygon	-8%	47%	82%	34%	39%
Smart Contract	-10%	59%	110%	73%	89%	Polkadot	-9%	47%	74%	22%	39%
Other DeFi	-2%	56%	94%	39%	65%	Tron	-18%	45%	48%	100%	153%
Scaling	-7%	49%	92%	17%	32%	BSC	-13%	29%	51%	5%	37%
IoT/Data/Comp.	-12%	47%	77%	40%	54%	Cosmos	-8%	26%	67%	15%	40%
Lending	-6%	28%	71%	50%	76%						
Meme	23%	28%	216%	107%	278%						
CEXs	-3%	21%	73%	56%	57%						

DeFi

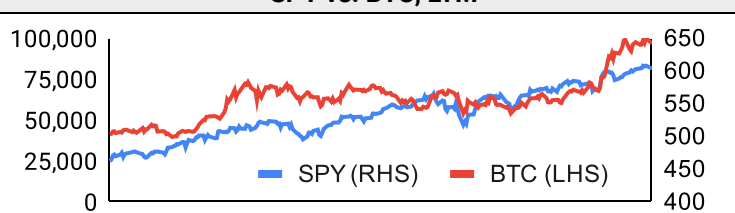


Trading Volume

Aggregate Volumes by Product, \$b					Top Derivatives Exchanges, \$m and bps					Top Spot Exchanges, \$m		
Product	1d	7d	30d	O/I	Exchange	1d Vol	O/I	Mkr	Tkr	Exchange	Mkts	1d Vol
Spot	115	980.27	3790	n/a	Binance	101,556	34,769	2.0	4.0	Binance	1,735	36,858
Perpetuals	256	2,470	10,310	820	Bybit	39,928	25,001	2.0	5.5	Bybit	1,074	8,992
Futures	0	3	14	1	OKX	40,511	9,900	2.0	5.0	Coinbase	417	9,350
Options	3	24	113	n/a	Bitget	34,454	18,586	2.0	6.0	OKX	814	6,598

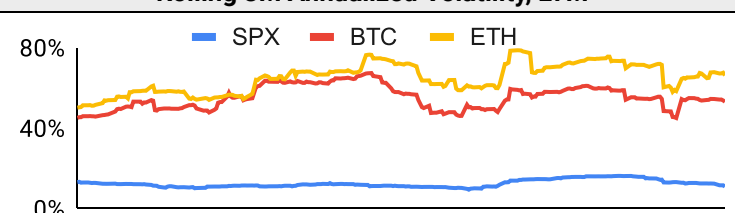
Daily Spot Volume, Top 100 Tokens Last 20d, \$b				Top Volume, 1d, \$m		Top Volume, %20d Avg		Low Volume, %20d Avg	
				USDT	192,775	BGB	294%	XLM	40%
				BTC	86,163	RAY	260%	METH	44%
				ETH	38,541	LEO	186%	XTZ	50%
				XRP	20,173	OM	173%	SEI	53%
				USDC	12,456	RETH	161%	SAND	55%

Traditional Finance

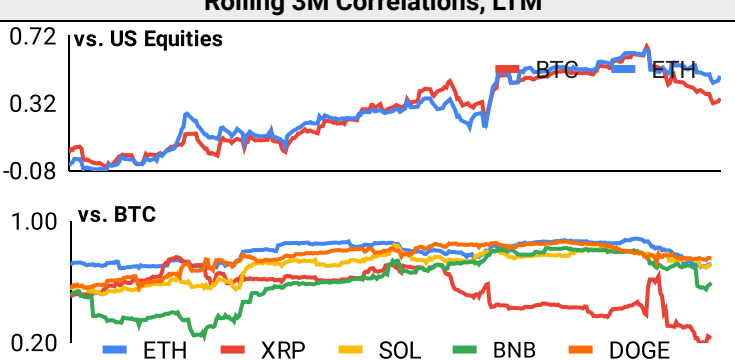
Global Equity Markets							SPY vs. BTC, LTM				
	US	USGrwth	UK	Germany	Japan	HK					
1D	0%	0%	0%	0%	-1%	-3%					
7D	0%	1%	4%	2%	-2%	2%					
90D	9%	11%	6%	4%	1%	13%					
365D	31%	32%	18%	14%	11%	7%					

10-Year Treasury Yields							Commodities & FX					
	US	Brazil	UK	Germany	Japan	HK	Last	WTI	Gas	Gold	USD/EUR	USD/JPY
Last	4.28%	13.48%	4.38%	2.14%	1.06%	3.35%	Last	70.5	3.36	+0.14%	0.95	152.6
1d Chg	0.05	-0.30	0.05	0.00	0.00	-0.06	1d % Chg	2.7%	6.1%	54.1%	0.4%	0.4%

Volatility

Annualized Volatility							Rolling 3M Annualized Volatility, LTM			
	BTC	ETH	XRP	SOL	BNB	DOGE				
30D	47%	74%	181%	81%	71%	97%				
90D	48%	64%	120%	72%	52%	115%				
180D	52%	66%	100%	79%	54%	100%				
365D	53%	65%	83%	85%	60%	102%				

Correlations

Intra-Crypto Correlations, LTM							Rolling 3M Correlations, LTM				
	BTC	ETH	XRP	SOL	BNB	DOGE					
BTC											
ETH	0.80										
XRP	0.43	0.42									
SOL	0.72	0.65	0.37								
BNB	0.61	0.59	0.28	0.52							
DOGE	0.77	0.65	0.43	0.60	0.47						

Stablecoins

Stablecoin Market Size and Volume, \$m					Stablecoin Dominance (LHS) & Market Cap \$b (RHS), LTM	
Ticker	Price	1d Vol	20d Avg Vol	Market Cap		
USDT	1.00	192,775	186,997	138,720		
USDC	1.00	12,456	11,915	40,848		
USDe	1.00	152	174	5,623		
DAI	1.00	117	162	5,366		
USDD	1.00	3	3	743		
FRAX	1.00	12	18	647		

Ethereum Mainnet & Layer 2s

Mainnet & Layer 2 Transactions (m/day) and L2 TVL (\$m)					Transactions (m/day), Rolling 90-Day Average, LTM																													
Network	1d	30d Avg	TVL	Tech Type																														
Base	8.1	236.4		Optimistic Rollup	<table border="1"> <thead> <tr> <th colspan="6">Layer 2 Token Performance & Market Cap (\$b)</th> </tr> <tr> <th></th> <th>MNT</th> <th>ARB</th> <th>X</th> <th>STX</th> <th>OP</th> </tr> </thead> <tbody> <tr> <td>24h Return</td> <td>+8.81%</td> <td>+8.66%</td> <td>+12.</td> <td>+13.26%</td> <td>+8.31%</td> </tr> <tr> <td>Market Cap</td> <td>\$ 4.42</td> <td>\$ 4.12</td> <td>\$ 3.76</td> <td>\$ 3.57</td> <td>\$ 2.92</td> </tr> </tbody> </table>						Layer 2 Token Performance & Market Cap (\$b)							MNT	ARB	X	STX	OP	24h Return	+8.81%	+8.66%	+12.	+13.26%	+8.31%	Market Cap	\$ 4.42	\$ 4.12	\$ 3.76	\$ 3.57	\$ 2.92
Layer 2 Token Performance & Market Cap (\$b)																																		
	MNT	ARB	X	STX							OP																							
24h Return	+8.81%	+8.66%	+12.	+13.26%							+8.31%																							
Market Cap	\$ 4.42	\$ 4.12	\$ 3.76	\$ 3.57							\$ 2.92																							
Taiko	3.4	116.7		Optimistic Rollup																														
Arbitrum One	2.6	69.4		Optimistic Rollup																														
Ethereum	1.4	38.3	-	mainnet																														
World Chain	1.5	32.9																																
OP Mainnet	1.2	29.9		Optimistic Rollup																														
Blast	0.5	13.8		Optimistic Rollup																														
Linea	0.2	6.4		ZK Rollup																														
River	0.1	6.2																																
Starknet	0.2	6.1		ZK Rollup																														

NFTs and DAOs

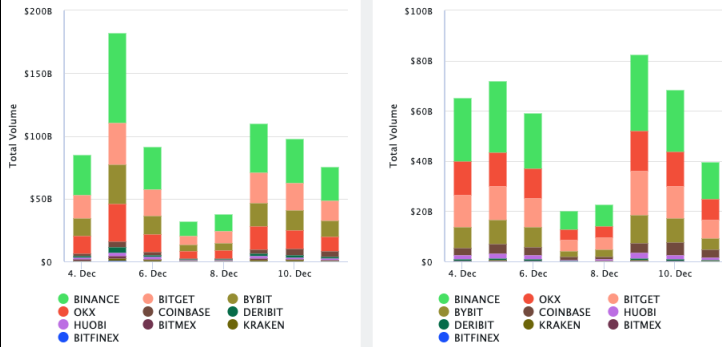
NFT Collection Stats (\$; Volume, MC in \$m)						DAO Treasury Amount (\$m) and Composition					
Collection	Floor	% Listed	3M Ret.	3M Vol	Market Cap	DAO	Treasury	Stables	BTC/ETH	Own Tokens	Other
CryptoPunks	150,513	41%	124%	145,669	1,500	Uniswap	6,864	0%	0%	100%	0%
Pudgy Penguins	100,558	57%	305%	133,667	894	Optimism	4,738	0%	0%	100%	0%
Bored Ape Yacht C	67,356	54%	142%	82,587	674	Mantle	3,977	0%	5%	92%	3%
Azuki	26,434	40%	141%	39,817	264	Arbitrum	2,944	0%	1%	99%	0%
Autoglyphs	495,560	32%	123%	513	252	ENS	2,741	1%	4%	92%	3%
Lil Pudgys	11,196	41%	454%	45,056	243	Ethereum	1,025	0%	100%	0%	0%
Mutant Ape Yacht	12,013	60%	149%	49,630	234	Golem	511	0%	88%	12%	0%
Chromie Squiggle	20,998	28%	152%	3,534	210	Merit Circle	503	4%	0%	94%	2%
Milady Maker	20,193	53%	159%	41,872	202	Gnosis	485	6%	11%	53%	30%
Fidenza by Tyler H	196,738	50%	173%	3,963	197	Lido	355	4%	39%	55%	1%

Crypto News

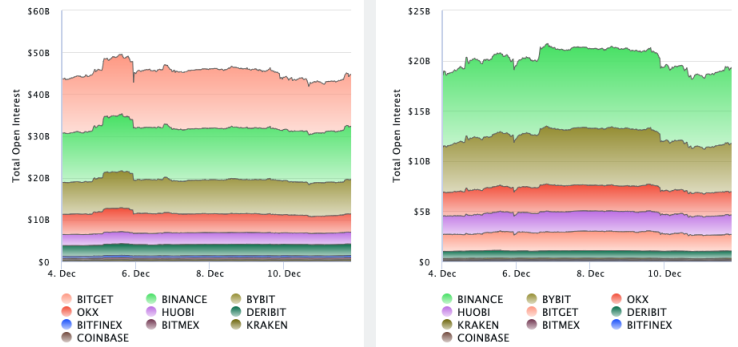
- [Docs showing Biden admin called on banks to 'pause' all crypto activity confirms 'debanking' suspicions - Fox News](#)
- [Crypto Investment Products See Record \\$3.85 Billion Weekly Inflows, Led by Bitcoin, Ethereum and XRP - Yahoo Finance](#)
- [Analysis: Ripple's stablecoin approved says CEO Garlinghouse - Ledger Insights](#)
- [India preparing for a CBDC-driven economy — Central bank governor - Cointelegraph](#)
- [How Google's quantum computing leap puts Satoshi's \\$107bn Bitcoin stash at risk - DLNews](#)
- [Commonware unveils 'anti-framework' for optimized blockchain development - Blockworks](#)
- [Crypto industry sounds off on SEC's Crenshaw ahead of vote - Blockworks](#)
- [Microsoft BTC-related shareholder proposal rejected - Blockworks](#)
- [NFT marketplace Magic Eden airdrops ME - Blockworks](#)

Crypto Futures

Futures Volume (BTC LHS ; ETH RHS), 1d



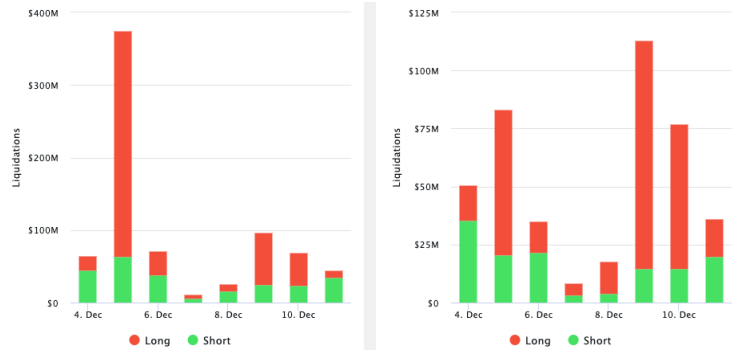
Futures Open Interest (BTC LHS ; ETH RHS)



OI Weighted Funding Rate (BTC LHS ; ETH RHS), 1d

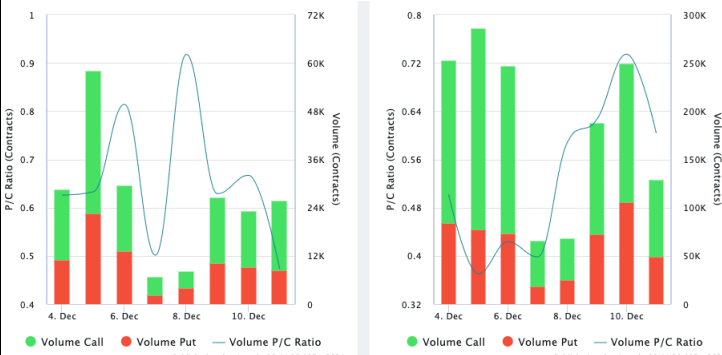


Liquidations (BTC LHS ; ETH RHS), 1d

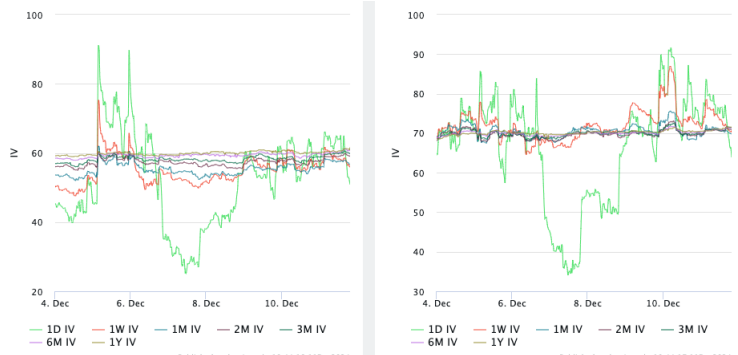


Crypto Options

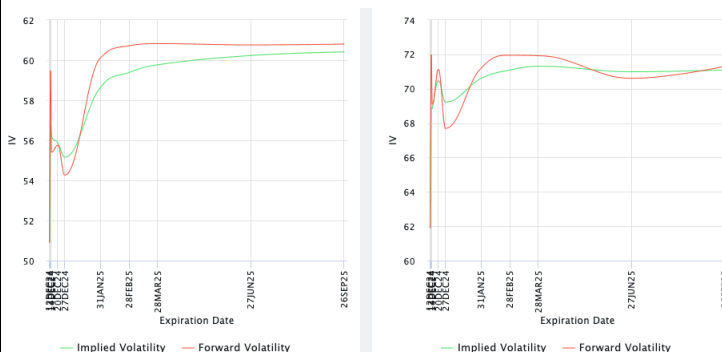
Options Volume & Put/Call Ratio (BTC LHS ; ETH RHS), 1d



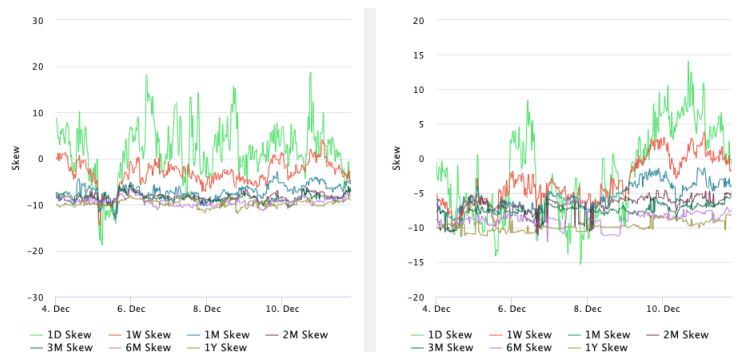
ATM Implied Volatility (BTC LHS ; ETH RHS)



ATM Implied Vol Term Structure (BTC LHS ; ETH RHS)



25 Delta Skew (BTC LHS ; ETH RHS)





December 11, 2024

About GSR

GSR has over a decade of extensive experience in the crypto market, serving as a trusted liquidity provider and active, multi-stage investor. Our suite of services includes OTC Trading, Derivatives, and Market Making. GSR is actively involved in every major sector of the digital asset ecosystem, working with token issuers, institutional investors, miners, and leading trading venues.

For more information or if we can help with anything, please see gsr.io or contact us at gsr@gsr.io.

Follow GSR for more content: [Twitter](#) [Telegram](#) [LinkedIn](#)

Authors

Brian Rudick, Senior Strategist	Twitter	Telegram
Carlos Guzman, Research Analyst	Twitter	Telegram
Toe Bautista, Research Analyst	Twitter	Telegram

Required Disclosures

This material is provided by GSR (the "Firm") solely for informational purposes, is intended only for sophisticated, institutional investors and does not constitute an offer or commitment, a solicitation of an offer or commitment, or any advice or recommendation, to enter into or conclude any transaction (whether on the terms shown or otherwise), or to provide investment services in any state or country where such an offer or solicitation or provision would be illegal. The Firm is not and does not act as an advisor or fiduciary in providing this material. GSR is not authorised or regulated in the UK by the Financial Conduct Authority. The protections provided by the UK regulatory system will not be available to you. Specifically, information provided herein is intended for institutional persons only and is not suitable for retail persons in the United Kingdom, and no solicitation or recommendation is being made to you in regards to any products or services.

This material is not a research report, and not subject to any of the independence and disclosure standards applicable to research reports prepared pursuant to FINRA or CFTC research rules. This material is not independent of the Firm's proprietary interests, which may conflict with the interests of any counterparty of the Firm. The Firm trades instruments discussed in this material for its own account, may trade contrary to the views expressed in this material, and may have positions in other related instruments.

Information contained herein is based on sources considered to be reliable, but is not guaranteed to be accurate or complete. Any opinions or estimates expressed herein reflect a judgment made by the author(s) as of the date of publication, and are subject to change without notice. Trading and investing in digital assets involves significant risks including price volatility and illiquidity and may not be suitable for all investors. The Firm is not liable whatsoever for any direct or consequential loss arising from the use of this material. Copyright of this material belongs to GSR. Neither this material nor any copy thereof may be taken, reproduced or redistributed, directly or indirectly, without prior written permission of GSR

Notes & Sources

All options data is based on Deribit and derivatives graphics are from Laevidas. Market returns are based on price returns for the following ETFs: VOO, QQQ, EWU, EWG, EWJ, and EWH. Onchain volumes are not considered and thus certain token volumes may be understated (e.g., stETH).

CoinGecko	Santiment	DefiLlama	CoinMarketCap	Laevidas
L2Beat	Google Finance	TradingView	Deribit	WorldCoinIndex
Cryptorank	Investing.com	NFT Price Floor	CryptoSlate	