

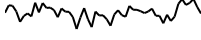

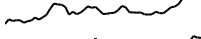


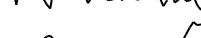





## Crypto Leaderboard

Rank	Name	Ticker	Price	24h	7d	30d	24h Vol \$m	MC \$m	1-Year Chart
1	Bitcoin	BTC	\$99,827	-1%	3%	13%	103,166	1,976,951	
2	Ethereum	ETH	\$3,886	2%	3%	20%	46,158	468,178	
3	Tether	USDT	\$1.00	0%	0%	0%	123,129	140,019	
4	XRP Ledger	XRP	\$2.36	-3%	5%	234%	11,649	134,958	
5	Solana	SOL	\$228	-1%	-4%	7%	6,488	109,316	
6	BNB	BNB	\$708	0%	-1%	13%	1,982	103,402	
7	Dogecoin	DOGE	\$0.40	-3%	-6%	6%	6,664	59,419	
8	USD Coin	USDC	\$1.00	0%	0%	0%	12,202	41,567	
9	Cardano	ADA	\$1.12	3%	-4%	94%	2,401	39,987	
10	Lido stETH	STETH	\$3,876	2%	2%	19%	278	38,109	

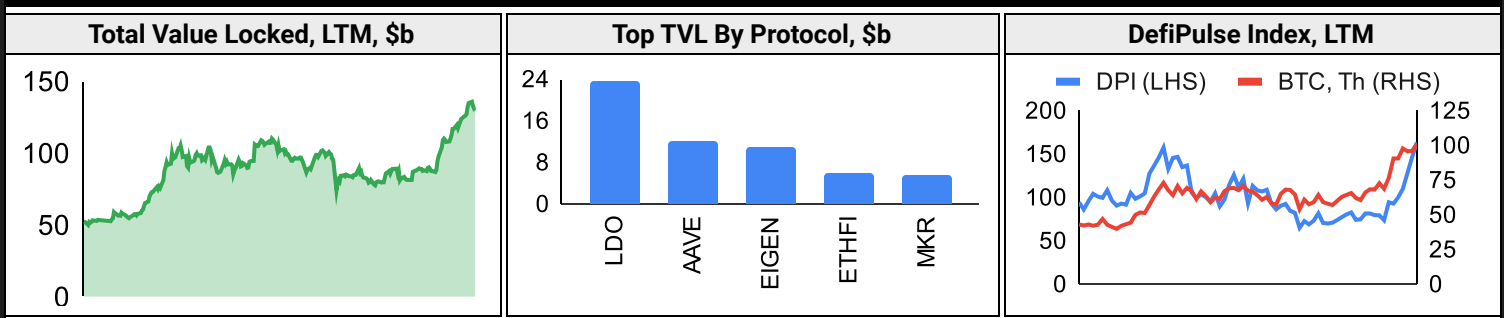
## Top & Bottom Performers - Top 100 Tokens

24h		7 Days		30 Days		90 Days		365 Days	
AAVE	24%	BGB	67%	VIRTUAL	387%	VIRTUAL	6212%	OM	16282%
LDO	21%	AAVE	45%	HBAR	358%	HBAR	467%	PEPE	1559%
LINK	13%	AERO	22%	XRP	234%	ENA	380%	RAY	679%
TKX	11%	UNI	17%	XLM	215%	SUI	345%	JASMY	611%
ALGO	-5%	JUP	-16%	FDUSD	0%	DAI	0%	ATOM	-24%
OM	-6%	GALA	-16%	USDT	0%	USDT	0%	POL	-30%
PEPE	-6%	EOS	-19%	JUP	-3%	FDUSD	0%	TIA	-40%
BEAM	-8%	JASMY	-28%	WIF	-9%	KAS	-5%	SOS	-47%

## Category Performance

Category	7d	30d	90d	180d	365d	Ecosystem	7d	30d	90d	180d	365d
Currency	-7%	89%	133%	122%	118%	Ethereum	11%	111%	140%	95%	67%
DEX	4%	82%	127%	72%	76%	Avalanche	5%	71%	104%	62%	80%
Gaming/Entertai	-10%	73%	101%	37%	18%	Polkadot	-6%	57%	74%	25%	42%
Privacy	-13%	73%	92%	61%	47%	Solana	12%	56%	79%	32%	73%
Other DeFi	5%	66%	95%	38%	63%	Polygon	-4%	56%	84%	37%	42%
Smart Contract	-8%	66%	109%	75%	86%	Tron	-10%	39%	57%	110%	167%
IoT/Data/Comp.	-7%	58%	79%	43%	53%	Cosmos	-7%	38%	68%	19%	41%
Scaling	-5%	58%	89%	15%	32%	BSC	-9%	32%	50%	5%	38%
CEXs	-2%	51%	83%	65%	60%						
Lending	2%	41%	77%	60%	86%						
Meme	21%	24%	192%	97%	256%						

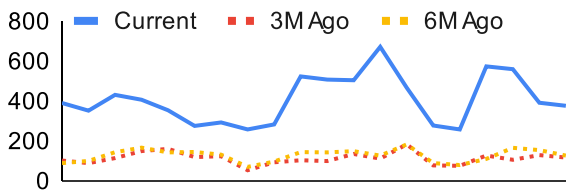
## DeFi



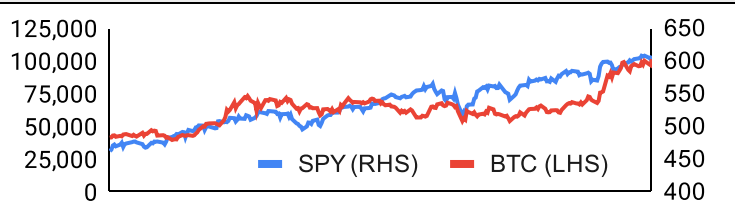
**Trading Volume**

Aggregate Volumes by Product, \$b					Top Derivatives Exchanges, \$m and bps					Top Spot Exchanges, \$m		
Product	1d	7d	30d	O/I	Exchange	1d Vol	O/I	Mkr	Tkr	Exchange	Mkts	1d Vol
Spot	103	950.67	3740	n/a	Binance	100,305	34,737	2.0	4.0	Binance	1,735	33,999
Perpetuals	243	2,410	10,060	1,000	Bybit	40,898	25,163	2.0	5.5	Bybit	1,075	9,361
Futures	0	4	14	1	OKX	38,296	10,043	2.0	5.0	Coinbase	417	6,712
Options	3	20	105	n/a	Bitget	34,576	19,160	2.0	6.0	OKX	816	6,296

Daily Spot Volume, Top 100 Tokens Last 20d, \$b				Top Volume, 1d, \$m		Top Volume, %20d Avg		Low Volume, %20d Avg	
				USDT	174,003	METH	463%	XLM	28%
				BTC	73,515	AAVE	314%	LEO	33%
				ETH	41,551	STETH	206%	TIA	50%
				USDC	11,961	BGB	198%	SHIB	51%
				XRP	10,719	WSTETH	191%	BCH	54%

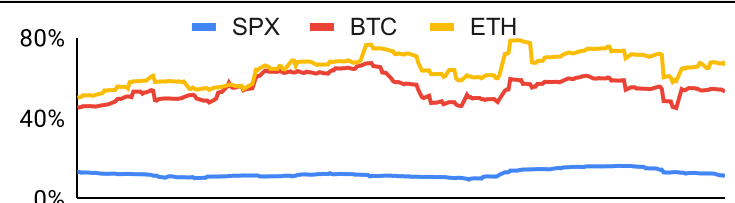
**Traditional Finance**

Global Equity Markets							SPY vs. BTC, LTM	
	US	USGrwth	UK	Germany	Japan	HK		
1D	1%	2%	0%	0%	1%	-1%	125,000	650
7D	0%	1%	3%	0%	0%	2%	100,000	600
90D	9%	12%	7%	3%	1%	10%	75,000	550
365D	31%	33%	16%	14%	13%	6%	50,000	500

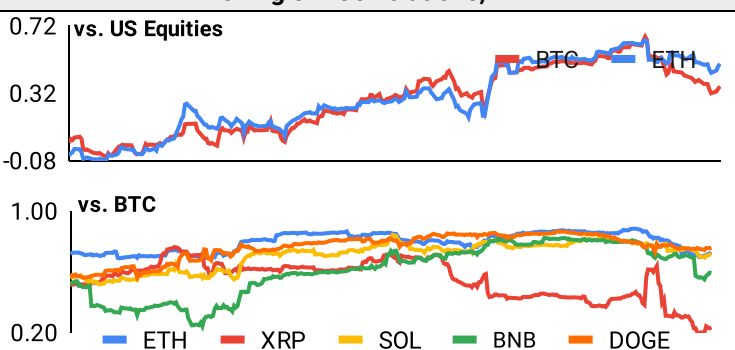
  

10-Year Treasury Yields							Commodities & FX					
	US	Brazil	UK	Germany	Japan	HK	Last	WTI	Gas	Gold	USD/EUR	USD/JPY
Last	4.33%	13.46%	4.41%	2.21%	1.04%	3.37%	Last	70.2	3.46	0	0.95	152.6
1d Chg	0.06	-0.20	0.05	0.02	-0.01	-0.06	1d % Chg	-0.2%	2.5%	51.2%	0.2%	0.1%

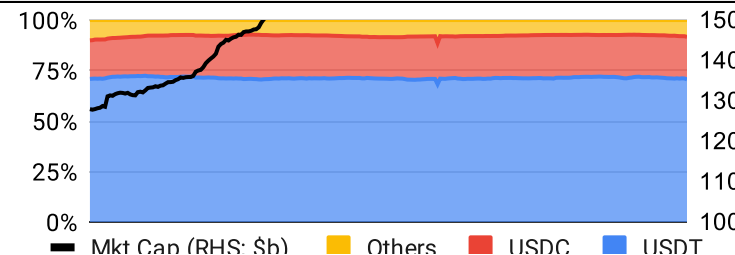
**Volatility**

Annualized Volatility							Rolling 3M Annualized Volatility, LTM			
	BTC	ETH	XRP	SOL	BNB	DOGE				
30D	47%	73%	179%	78%	68%	92%	80%	SPX	BTC	ETH
90D	48%	64%	120%	71%	52%	115%	40%			
180D	52%	66%	100%	79%	54%	100%	0%			
365D	53%	65%	83%	85%	60%	102%				

**Correlations**

Intra-Crypto Correlations, LTM							Rolling 3M Correlations, LTM				
	BTC	ETH	XRP	SOL	BNB	DOGE					
BTC							0.72	vs. US Equities	BTC	ETH	
ETH	0.79						0.32				
XRP	0.43	0.42					-0.08				
SOL	0.72	0.65	0.37				1.00	vs. BTC	ETH	XRP	
BNB	0.61	0.60	0.28	0.52					SOL	BNB	
DOGE	0.77	0.65	0.43	0.60	0.47				DOGE		

## Stablecoins

Stablecoin Market Size and Volume, \$m					Stablecoin Dominance (LHS) & Market Cap \$b (RHS), LTM	
Ticker	Price	1d Vol	20d Avg Vol	Market Cap		
USDT	1.00	174,003	186,794	139,803		
USDC	1.00	11,961	11,835	41,580		
USDe	1.00	150	170	5,700		
DAI	1.00	133	161	5,367		
USDO				823		
USDD	1.00	2	3	743		

## Ethereum Mainnet & Layer 2s

Mainnet & Layer 2 Transactions (m/day) and L2 TVL (\$m)					Transactions (m/day), Rolling 90-Day Average, LTM																													
Network	1d	30d Avg	TVL	Tech Type																														
Base	7.8	237.2		Optimistic Rollup	<table border="1"> <thead> <tr> <th colspan="6">Layer 2 Token Performance &amp; Market Cap (\$b)</th> </tr> <tr> <th></th> <th>ARB</th> <th>MNT</th> <th>X</th> <th>STX</th> <th>OP</th> </tr> </thead> <tbody> <tr> <td>24h Return</td> <td>+2.63%</td> <td>-4%</td> <td>+2.54%</td> <td>-2%</td> <td>+9.08%</td> </tr> <tr> <td>Market Cap</td> <td>\$ 4.24</td> <td>\$ 4.24</td> <td>\$ 3.89</td> <td>\$ 3.53</td> <td>\$ 3.2 billion</td> </tr> </tbody> </table>						Layer 2 Token Performance & Market Cap (\$b)							ARB	MNT	X	STX	OP	24h Return	+2.63%	-4%	+2.54%	-2%	+9.08%	Market Cap	\$ 4.24	\$ 4.24	\$ 3.89	\$ 3.53	\$ 3.2 billion
Layer 2 Token Performance & Market Cap (\$b)																																		
	ARB	MNT	X	STX							OP																							
24h Return	+2.63%	-4%	+2.54%	-2%							+9.08%																							
Market Cap	\$ 4.24	\$ 4.24	\$ 3.89	\$ 3.53							\$ 3.2 billion																							
Taiko	3.6	117.1		Optimistic Rollup																														
Arbitrum One	1.8	68.7		Optimistic Rollup																														
Ethereum	1.3	38.4	-	mainnet																														
World Chain	1.5	33.9																																
OP Mainnet	1.1	30.0		Optimistic Rollup																														
Blast	0.5	14.0		Optimistic Rollup																														
Linea	0.2	6.3		ZK Rollup																														
Starknet	0.2	6.1		ZK Rollup																														
River	0.1	6.0																																

## NFTs and DAOs

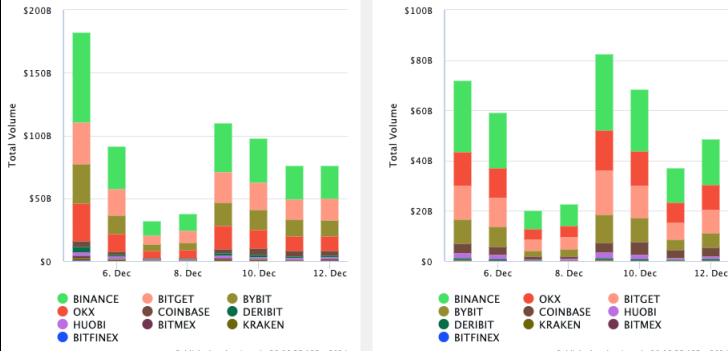
NFT Collection Stats (\$; Volume, MC in \$m)						DAO Treasury Amount (\$m) and Composition					
Collection	Floor	% Listed	3M Ret.	3M Vol	Market Cap	DAO	Treasury	Stables	BTC/ETH	Own Tokens	Other
CryptoPunks	153,215	41%	132%	146,095	1,500	Uniswap	7,295	0%	0%	100%	0%
Pudgy Penguins	102,234	57%	312%	144,662	909	Optimism	5,220	0%	0%	100%	0%
Bored Ape Yacht Club	74,289	54%	163%	84,581	743	Mantle	4,104	0%	5%	92%	3%
Azuki	33,693	40%	202%	48,015	337	Arbitrum	3,113	0%	1%	99%	0%
Autoglyphs	504,381	32%	116%	513	258	ENS	2,964	1%	4%	92%	3%
Lil Pudgys	11,765	41%	475%	50,863	255	Ethereum	1,060	0%	100%	0%	0%
Mutant Ape Yacht Club	12,814	60%	170%	50,465	250	Golem	529	0%	88%	12%	0%
Milady Maker	23,457	53%	203%	43,086	235	Merit Circle	511	4%	1%	94%	2%
Chromie Squiggle	21,533	28%	150%	3,555	215	Gnosis	488	6%	8%	55%	31%
Fidenza by Tyler Hobbes	193,523	50%	167%	3,963	193	Lido	406	4%	36%	59%	1%

## Crypto News

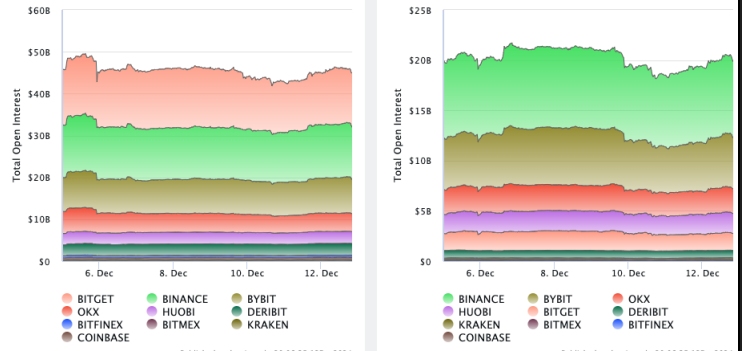
- [Bitcoin ATM giant Byte Federal says 58,000 users' personal data compromised in breach - TechCrunch](#)
- [Californian Court Orders Over \\$5 Million Penalty In Bitcoin Ponzi Scheme - Binance](#)
- [Riot Platforms completes \\$525 million notes offering to fuel Bitcoin buying - CryptoSlate](#)
- [Prototype system of digital Macau currency completed, may be linked to digital Renminbi in the future - Inside Asian Gaming](#)
- [Stablecoins 101: Behind crypto's most popular asset - Chainalysis](#)
- [Did The Hawk Tuah Girl Spit On Investors With Her Failed Cryptocurrency? And How Can Investors Get Their Money Back? - Above the Law](#)
- [How Cryptocurrency Turns to Cash in Russian Banks - Krebs on Security](#)
- [Crypto market could see 'pullbacks' ahead of the holidays: Analyst - Blockworks](#)
- [Chinese yuan dips on reports government may resort to using old tricks - Blockworks](#)

## Crypto Futures

### Futures Volume (BTC LHS ; ETH RHS), 1d



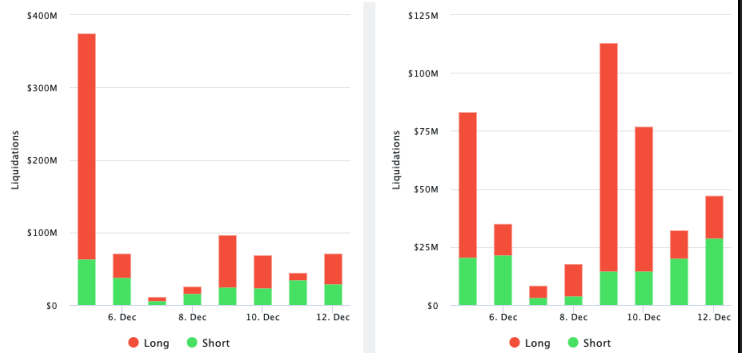
### Futures Open Interest (BTC LHS ; ETH RHS)



### OI Weighted Funding Rate (BTC LHS ; ETH RHS), 1d

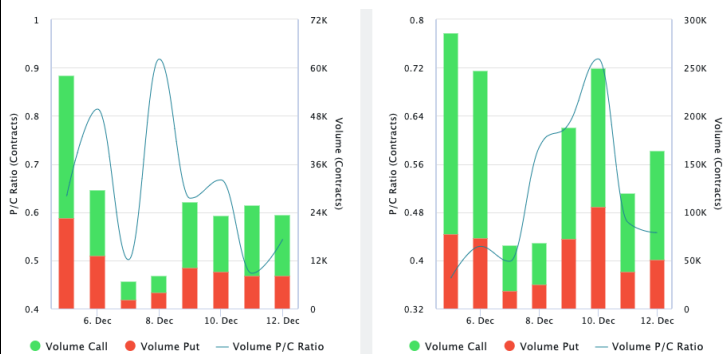


### Liquidations (BTC LHS ; ETH RHS), 1d

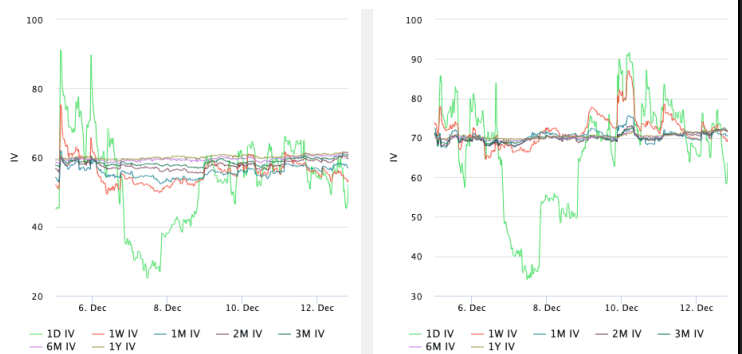


## Crypto Options

### Options Volume & Put/Call Ratio (BTC LHS ; ETH RHS), 1d



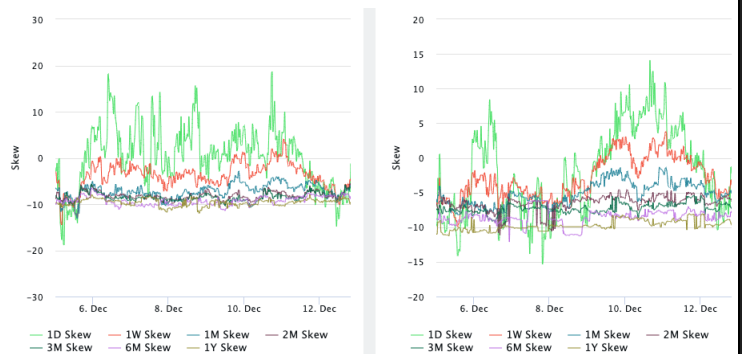
### ATM Implied Volatility (BTC LHS ; ETH RHS)



### ATM Implied Vol Term Structure (BTC LHS ; ETH RHS)



### 25 Delta Skew (BTC LHS ; ETH RHS)



**About GSR**

GSR has over a decade of extensive experience in the crypto market, serving as a trusted liquidity provider and active, multi-stage investor. Our suite of services includes OTC Trading, Derivatives, and Market Making. GSR is actively involved in every major sector of the digital asset ecosystem, working with token issuers, institutional investors, miners, and leading trading venues.

For more information or if we can help with anything, please see [gsr.io](https://gsr.io) or contact us at [gsr@gsr.io](mailto:gsr@gsr.io).

Follow GSR for more content: [Twitter](#) [Telegram](#) [LinkedIn](#)

**Authors**

Brian Rudick, Senior Strategist	<a href="#">Twitter</a>	<a href="#">Telegram</a>
Carlos Guzman, Research Analyst	<a href="#">Twitter</a>	<a href="#">Telegram</a>
Toe Bautista, Research Analyst	<a href="#">Twitter</a>	<a href="#">Telegram</a>

**Required Disclosures**

This material is provided by GSR (the "Firm") solely for informational purposes, is intended only for sophisticated, institutional investors and does not constitute an offer or commitment, a solicitation of an offer or commitment, or any advice or recommendation, to enter into or conclude any transaction (whether on the terms shown or otherwise), or to provide investment services in any state or country where such an offer or solicitation or provision would be illegal. The Firm is not and does not act as an advisor or fiduciary in providing this material. GSR is not authorised or regulated in the UK by the Financial Conduct Authority. The protections provided by the UK regulatory system will not be available to you. Specifically, information provided herein is intended for institutional persons only and is not suitable for retail persons in the United Kingdom, and no solicitation or recommendation is being made to you in regards to any products or services.

This material is not a research report, and not subject to any of the independence and disclosure standards applicable to research reports prepared pursuant to FINRA or CFTC research rules. This material is not independent of the Firm's proprietary interests, which may conflict with the interests of any counterparty of the Firm. The Firm trades instruments discussed in this material for its own account, may trade contrary to the views expressed in this material, and may have positions in other related instruments.

Information contained herein is based on sources considered to be reliable, but is not guaranteed to be accurate or complete. Any opinions or estimates expressed herein reflect a judgment made by the author(s) as of the date of publication, and are subject to change without notice. Trading and investing in digital assets involves significant risks including price volatility and illiquidity and may not be suitable for all investors. The Firm is not liable whatsoever for any direct or consequential loss arising from the use of this material. Copyright of this material belongs to GSR. Neither this material nor any copy thereof may be taken, reproduced or redistributed, directly or indirectly, without prior written permission of GSR

**Notes & Sources**

All options data is based on Deribit and derivatives graphics are from Laevidas. Market returns are based on price returns for the following ETFs: VOO, QQQ, EWU, EWG, EWJ, and EWH. Onchain volumes are not considered and thus certain token volumes may be understated (e.g., stETH).

CoinGecko	Santiment	DefiLlama	CoinMarketCap	Laevidas
L2Beat	Google Finance	TradingView	Deribit	WorldCoinIndex
Cryptorank	Investing.com	NFT Price Floor	CryptoSlate	