



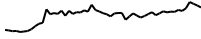


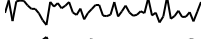
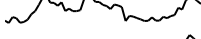




Crypto Leaderboard

Rank	Name	Ticker	Price	24h	7d	30d	24h Vol \$m	MC \$m	1-Year Chart
1	Bitcoin	BTC	\$96,762	-6%	-3%	5%	114,910	1,909,146	
2	Ethereum	ETH	\$3,414	-10%	-13%	9%	68,363	409,904	
3	Tether	USDT	\$1.00	0%	0%	0%	195,271	139,440	
4	XRP Ledger	XRP	\$2.22	-10%	-5%	101%	25,561	126,564	
5	BNB	BNB	\$655	-8%	-7%	6%	2,765	95,092	
6	Solana	SOL	\$189	-12%	-17%	-21%	10,830	90,453	
7	Dogecoin	DOGE	\$0.31	-19%	-24%	-21%	10,463	45,334	
8	USD Coin	USDC	\$1.00	0%	0%	0%	17,752	41,941	
9	Lido stETH	STETH	\$3,423	-10%	-12%	9%	168	33,315	
10	Cardano	ADA	\$0.87	-15%	-22%	18%	2,658	31,054	

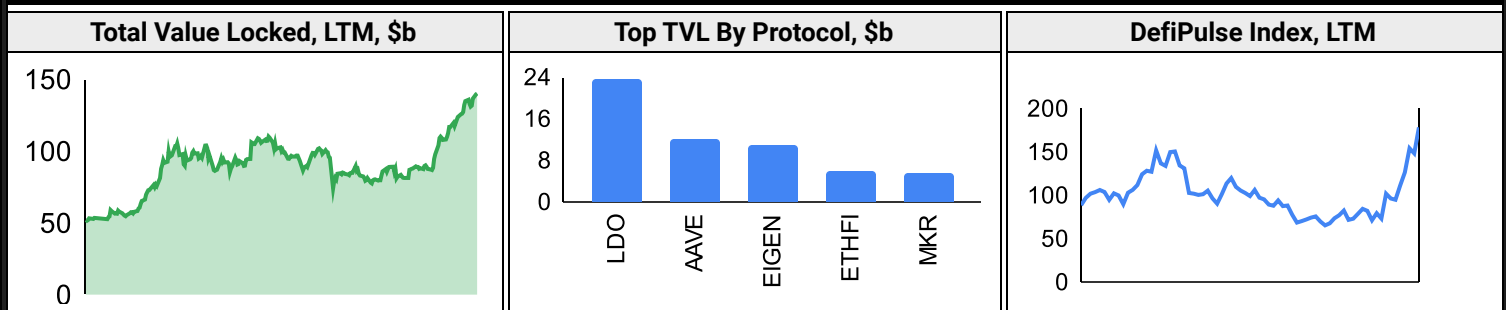
Top & Bottom Performers - Top 100 Tokens

24h		7 Days		30 Days		90 Days		365 Days	
MOVE	9%	BGB	34%	VIRTUAL	317%	VIRTUAL	7168%	OM	13704%
BGB	1%	VIRTUAL	4%	BGB	211%	HBAR	399%	PEPE	1232%
USDS	1%	GT	1%	XRP	101%	BGB	354%	WIF	1025%
DAI	0%	WBT	0%	HBAR	98%	XRP	279%	BGB	550%
GALA	-20%	WIF	-29%	BRETT	-24%	IMX	-11%	IMX	-41%
BONK	-20%	TIA	-30%	KAS	-27%	FET	-14%	POL	-42%
LDO	-21%	SEI	-30%	WIF	-37%	TIA	-16%	INJ	-49%
PENGU	-26%	GALA	-31%	BONK	-48%	KAS	-31%	TIA	-61%

Category Performance

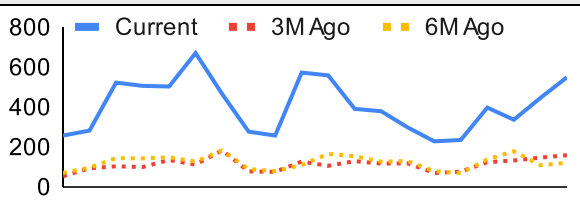
Category	7d	30d	90d	180d	365d	Ecosystem	7d	30d	90d	180d	365d
Other DeFi	-20%	26%	41%	15%	25%	Ethereum	-27%	44%	70%	47%	31%
DEX	-27%	23%	60%	39%	25%	Avalanche	-26%	24%	48%	36%	39%
Currency	-18%	22%	93%	101%	90%	Solana	-23%	15%	39%	18%	19%
CEXs	-10%	20%	63%	54%	49%	Tron	-18%	11%	26%	74%	119%
Privacy	-21%	17%	41%	43%	19%	Polygon	-27%	11%	30%	14%	2%
Lending	-19%	16%	33%	40%	53%	Polkadot	-26%	10%	23%	7%	4%
Gaming/Entertai	-27%	15%	38%	14%	-13%	Cosmos	-19%	0%	20%	2%	1%
Scaling	-27%	13%	28%	1%	-2%	BSC	-26%	-1%	8%	-9%	-1%
Smart Contract	-24%	12%	52%	48%	36%						
IoT/Data/Comp.	-27%	9%	28%	19%	2%						
Meme	-26%	-4%	77%	65%	172%						

DeFi

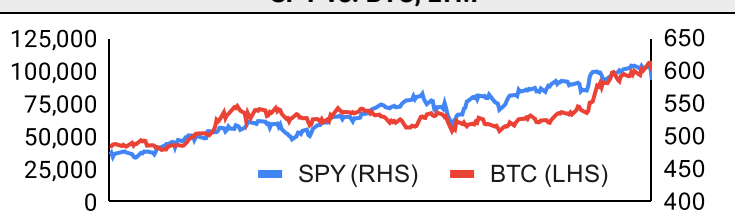


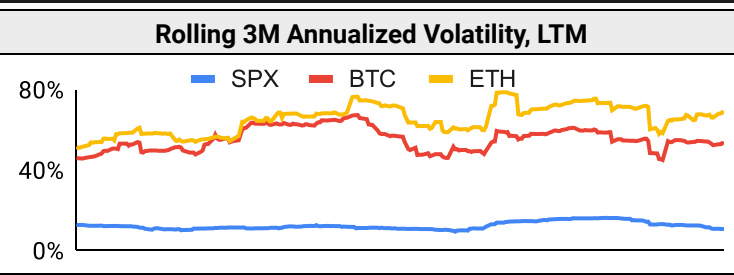
Trading Volume

Aggregate Volumes by Product, \$b					Top Derivatives Exchanges, \$m and bps				Top Spot Exchanges, \$m			
Product	1d	7d	30d	O/I	Exchange	1d Vol	O/I	Mkr	Tkr	Exchange	Mkts	1d Vol
Spot	152	556.32	3240	n/a	Binance	169,920	31,766	2.0	4.0	Binance	1,755	49,141
Perpetuals	443	1,480	8,460	1,100	Bybit	71,872	22,074	2.0	5.5	Bybit	1,090	13,515
Futures	1	2	11	1	Bitget	63,870	20,016	2.0	6.0	Coinbase	418	9,375
Options	3,856	18,400	56,761	n/a	OKX	64,167	9,114	2.0	5.0	OKX	820	10,245

Daily Spot Volume, Top 100 Tokens Last 20d, \$b				Top Volume, 1d, \$m		Top Volume, %20d Avg		Low Volume, %20d Avg	
				USDT	254,640	BGB	253%	WEETH	50%
				BTC	106,587	NEAR	231%	FLR	69%
				ETH	63,346	MNT	175%	EOS	69%
				XRP	25,235	ENA	175%	ALGO	72%
				USDC	15,078	METH	173%	RETH	73%

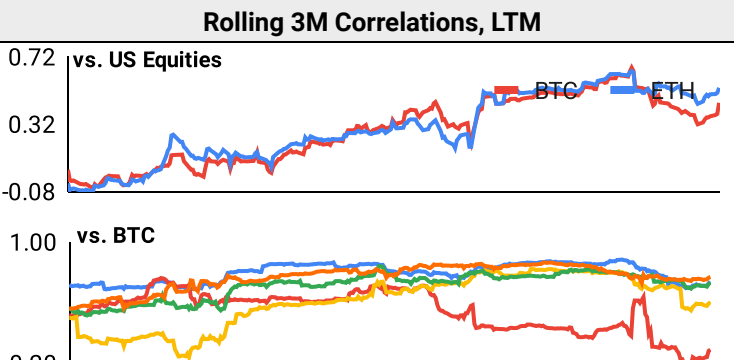
Traditional Finance

Global Equity Markets							SPY vs. BTC, LTM				
	US	USGrwth	UK	Germany	Japan	HK					
1D	-3%	-4%	0%	-2%	-3%	-2%					
7D	-3%	-3%	-3%	-3%	-7%	-7%					
90D	3%	7%	0%	-3%	-7%	-2%					
365D	23%	26%	14%	8%	5%	-5%					

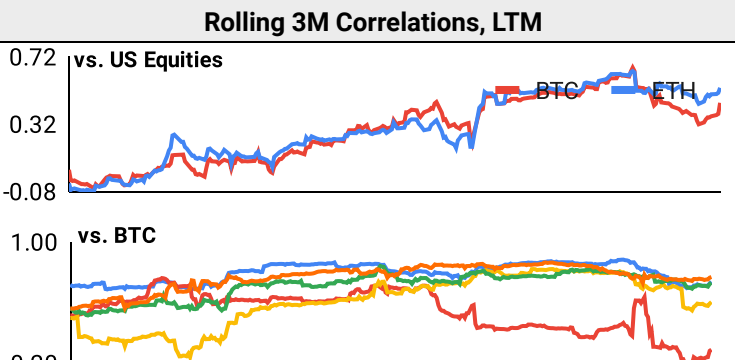
10-Year Treasury Yields							Commodities & FX				
	US	Brazil	UK	Germany	Japan	HK					
Last	4.55%	15.35%	4.66%	2.30%	1.06%	3.62%					
1d Chg	0.05	0.58	0.08	0.00	-0.02	-0.06					

Commodities & FX							
	WTI	Gas	Gold	USD/EUR	USD/JPY		
Last	69.3	3.59	+0.01%	0.96	157.4		
1d % Chg	-1.9%	6.3%	45.5%	-0.1%	1.7%		

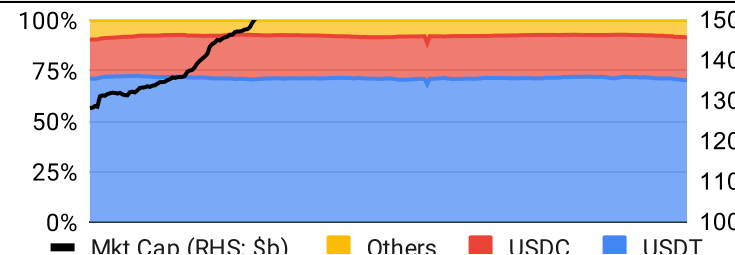
Volatility

Annualized Volatility							Rolling 3M Annualized Volatility, LTM				
	BTC	ETH	XRP	BNB	SOL	DOGE					
30D	49%	77%	158%	73%	78%	98%					
90D	49%	66%	122%	53%	74%	121%					
180D	53%	67%	102%	55%	80%	102%					
365D	53%	65%	84%	60%	84%	103%					

Correlations

Intra-Crypto Correlations, LTM							Rolling 3M Correlations, LTM				
	BTC	ETH	XRP	BNB	SOL	DOGE					
BTC											
ETH	0.80										
XRP	0.44	0.42									
BNB	0.62	0.60	0.28								
SOL	0.72	0.66	0.38	0.53							
DOGE	0.77	0.65	0.44	0.48	0.61						

Stablecoins

Stablecoin Market Size and Volume, \$m					Stablecoin Dominance (LHS) & Market Cap \$b (RHS), LTM	
Ticker	Price	1d Vol	20d Avg Vol	Market Cap		
USDT	1.00	254,640	187,584	140,559		
USDC	1.00	15,078	11,863	42,321		
USDe	1.00	232	158	5,991		
DAI	1.00	211	153	5,364		
USDO	1.00			1,121		
USDD	1.00	3	3	752		

Ethereum Mainnet & Layer 2s

Mainnet & Layer 2 Transactions (m/day) and L2 TVL (\$m)					Transactions (m/day), Rolling 90-Day Average, LTM					
Network	1d	30d Avg	TVL	Tech Type						
Base	7.9	245.6		Optimistic Rollup						
Taiko	1.9	113.9		Optimistic Rollup						
Arbitrum One	2.4	67.9		Optimistic Rollup						
World Chain	1.4	40.7								
Ethereum	1.3	38.6	-	mainnet						
OP Mainnet	1.1	30.8		Optimistic Rollup						
Blast	0.4	13.7		Optimistic Rollup						
Starknet	0.2	6.1		ZK Rollup						
Linea	0.2	6.1		ZK Rollup						
Mint	0.3	6.1		Optimistic Rollup						

Layer 2 Token Performance & Market Cap (\$b)					
	MNT	ARB	X	STX	OP
24h Return	-2%	-17%	-16%	-18%	-19%
Market Cap	\$ 3.85	\$ 3.26	\$ 2.81	\$ 2.67	\$ 2.54

NFTs and DAOs

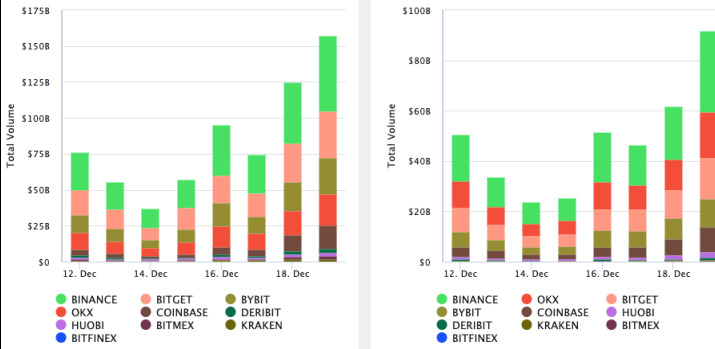
NFT Collection Stats (\$; Volume, MC in \$m)						DAO Treasury Amount (\$m) and Composition					
Collection	Floor	% Listed	3M Ret.	3M Vol	Market Cap	DAO	Treasury	Stables	BTC/ETH	Own Tokens	Other
CryptoPunks	138,611	41%	97%	152,431	1,400	Uniswap	5,378	0%	0%	100%	0%
Bored Ape Yacht C	60,070	54%	112%	93,775	601	Optimism	3,901	0%	0%	100%	0%
Pudgy Penguins	60,863	56%	132%	296,983	541	Mantle	3,893	1%	5%	91%	2%
Azuki	35,184	40%	161%	79,741	352	ENS	2,721	1%	4%	92%	3%
Autoglyphs	449,882	32%	85%	513	230	Arbitrum	2,448	0%	2%	98%	0%
Mutant Ape Yacht	10,121	60%	105%	55,380	197	Ethereum	937	0%	100%	0%	0%
Doodles	18,156	41%	296%	37,797	182	Golem	478	0%	90%	10%	0%
Chromie Squiggle	17,401	28%	89%	3,624	174	Gnosis	415	6%	4%	59%	31%
Milady Maker	16,878	53%	111%	46,582	169	Merit Circle	392	5%	1%	92%	2%
Fidenza by Tyler H	155,728	50%	105%	3,963	156	Lido	316	5%	41%	53%	1%

Crypto News

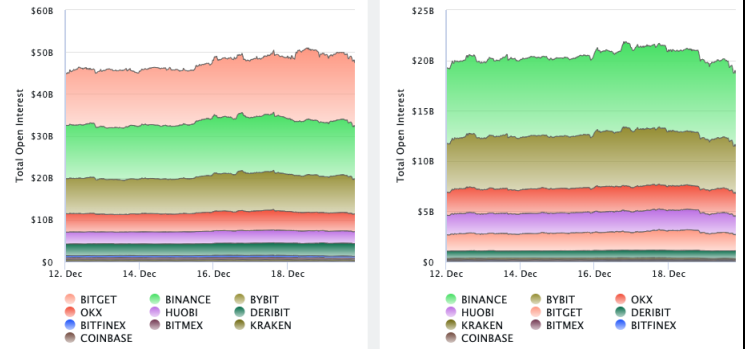
- [Vancouver's Mayor Shares His Pro-Bitcoin Vision - Bitcoin Magazine](#)
- [Bitcoin: The Fixed Supply Issue Reignited By BlackRock - Cointribune EN](#)
- [The promise and warning of Truth Terminal, the AI bot that secured \\$50,000 in Bitcoin from Marc Andreessen - TechCrunch](#)
- [U.S. Listed Spot Bitcoin ETFs on the Verge of Surpassing Gold ETFs - CoinDesk](#)
- [Hut 8's Strategic Bitcoin Reserve Surpasses \\$1 Billion in Market Value with Purchase of \\$100 Million of Bitcoin - GlobeNewswire](#)
- [El Salvador strikes \\$1.4bn IMF deal after scaling back Bitcoin policies - BBC.com](#)
- [Deutsche Bank puts ZKsync in the zeitgeist - Blockworks](#)
- [Solana staking may become riskier as Anza proposes slashing - Blockworks](#)
- [Base leads explosive growth: Flipside - Blockworks](#)

Crypto Futures

Futures Volume (BTC LHS ; ETH RHS), 1d



Futures Open Interest (BTC LHS ; ETH RHS)



OI Weighted Funding Rate (BTC LHS ; ETH RHS), 1d

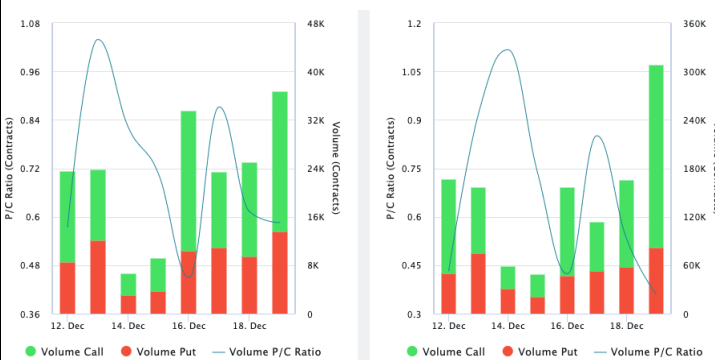


Liquidations (BTC LHS ; ETH RHS), 1d

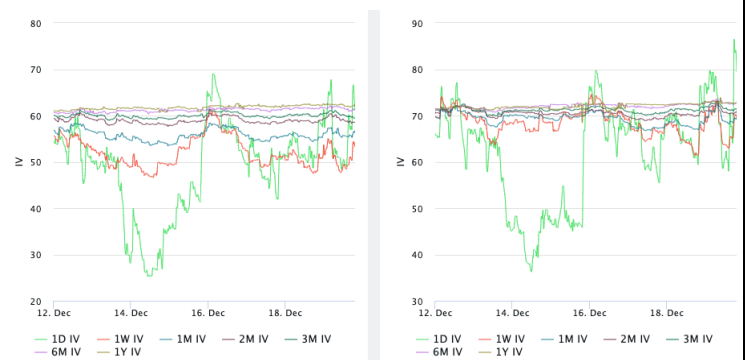


Crypto Options

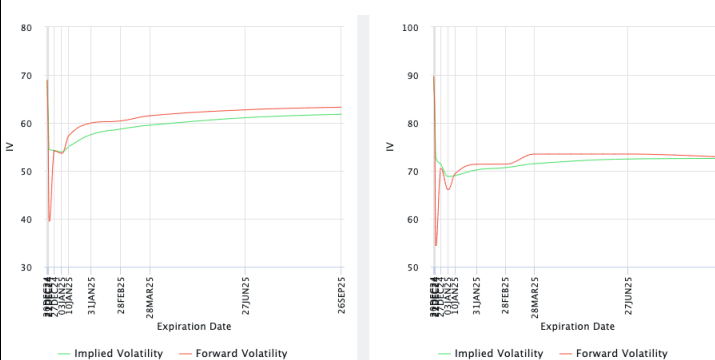
Options Volume & Put/Call Ratio (BTC LHS ; ETH RHS), 1d



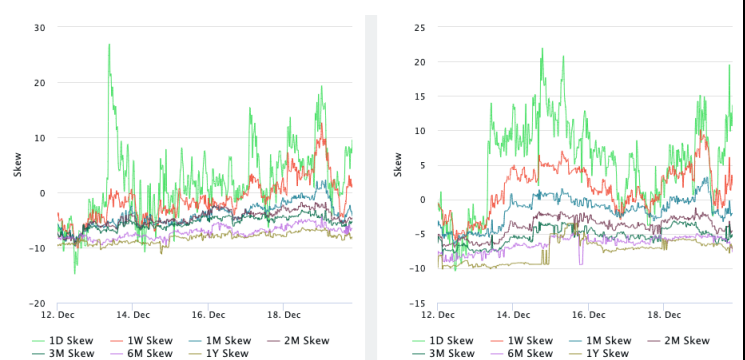
ATM Implied Volatility (BTC LHS ; ETH RHS)



ATM Implied Vol Term Structure (BTC LHS ; ETH RHS)



25 Delta Skew (BTC LHS ; ETH RHS)





December 19, 2024

About GSR

GSR has over a decade of extensive experience in the crypto market, serving as a trusted liquidity provider and active, multi-stage investor. Our suite of services includes OTC Trading, Derivatives, and Market Making. GSR is actively involved in every major sector of the digital asset ecosystem, working with token issuers, institutional investors, miners, and leading trading venues.

For more information or if we can help with anything, please see gsr.io or contact us at gsr@gsr.io.

Follow GSR for more content: [Twitter](#) [Telegram](#) [LinkedIn](#)

Authors

Brian Rudick, Senior Strategist	Twitter	Telegram
Carlos Guzman, Research Analyst	Twitter	Telegram
Toe Bautista, Research Analyst	Twitter	Telegram

Required Disclosures

This material is provided by GSR (the "Firm") solely for informational purposes, is intended only for sophisticated, institutional investors and does not constitute an offer or commitment, a solicitation of an offer or commitment, or any advice or recommendation, to enter into or conclude any transaction (whether on the terms shown or otherwise), or to provide investment services in any state or country where such an offer or solicitation or provision would be illegal. The Firm is not and does not act as an advisor or fiduciary in providing this material. GSR is not authorised or regulated in the UK by the Financial Conduct Authority. The protections provided by the UK regulatory system will not be available to you. Specifically, information provided herein is intended for institutional persons only and is not suitable for retail persons in the United Kingdom, and no solicitation or recommendation is being made to you in regards to any products or services.

This material is not a research report, and not subject to any of the independence and disclosure standards applicable to research reports prepared pursuant to FINRA or CFTC research rules. This material is not independent of the Firm's proprietary interests, which may conflict with the interests of any counterparty of the Firm. The Firm trades instruments discussed in this material for its own account, may trade contrary to the views expressed in this material, and may have positions in other related instruments.

Information contained herein is based on sources considered to be reliable, but is not guaranteed to be accurate or complete. Any opinions or estimates expressed herein reflect a judgment made by the author(s) as of the date of publication, and are subject to change without notice. Trading and investing in digital assets involves significant risks including price volatility and illiquidity and may not be suitable for all investors. The Firm is not liable whatsoever for any direct or consequential loss arising from the use of this material. Copyright of this material belongs to GSR. Neither this material nor any copy thereof may be taken, reproduced or redistributed, directly or indirectly, without prior written permission of GSR

Notes & Sources

All options data is based on Deribit and derivatives graphics are from Laevidas. Market returns are based on price returns for the following ETFs: VOO, QQQ, EWU, EWG, EWJ, and EWH. Onchain volumes are not considered and thus certain token volumes may be understated (e.g., stETH).

CoinGecko	Santiment	DefiLlama	CoinMarketCap	Laevidas
L2Beat	Google Finance	TradingView	Deribit	WorldCoinIndex
Cryptorank	Investing.com	NFT Price Floor	CryptoSlate	