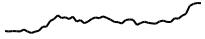
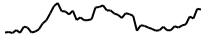


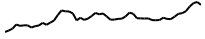








## Crypto Leaderboard

Rank	Name	Ticker	Price	24h	7d	30d	24h Vol \$m	MC \$m	1-Year Chart
1	Bitcoin	BTC	\$96,459	-1%	4%	39%	73,894	1,908,950	
2	Ethereum	ETH	\$3,647	-1%	7%	46%	42,156	439,289	
3	XRP Ledger	XRP	\$2.54	34%	81%	403%	43,631	144,917	
4	Tether	USDT	\$1.00	0%	0%	0%	100,943	134,275	
5	Solana	SOL	\$227	-4%	-3%	36%	8,145	107,844	
6	BNB	BNB	\$643	-2%	1%	13%	1,934	93,843	
7	Dogecoin	DOGE	\$0.42	0%	7%	165%	14,312	62,102	
8	Cardano	ADA	\$1.12	6%	19%	223%	4,730	40,191	
9	USD Coin	USDC	\$1.00	0%	0%	0%	7,924	39,987	
10	Lido stETH	STETH	\$3,644	-1%	6%	46%	136	35,862	

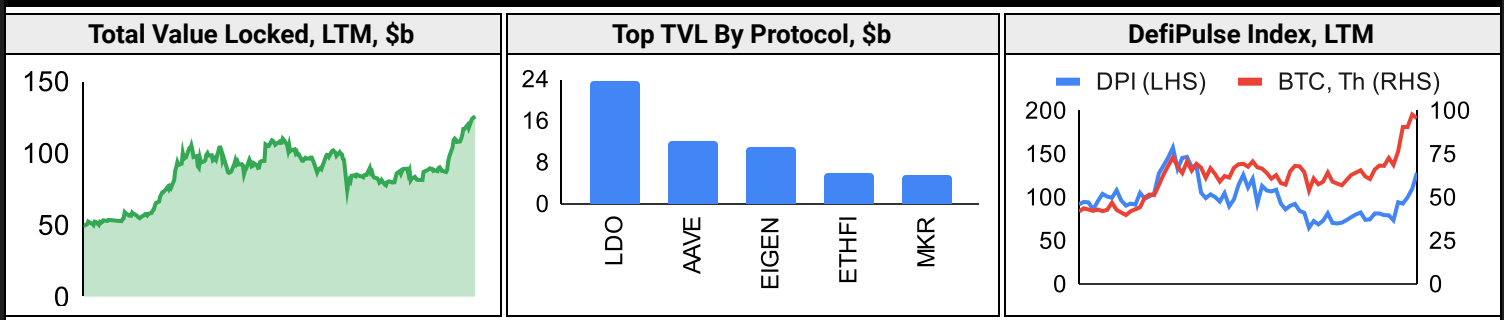
## Top & Bottom Performers - Top 100 Tokens

24h		7 Days		30 Days		90 Days		365 Days	
HBAR	35%	VIRTUAL	154%	HBAR	488%	VIRTUAL	4267%	OM	14771%
XRP	34%	HBAR	95%	XLM	479%	XLM	486%	PEPE	1590%
KAIA	33%	ALGO	89%	XRP	403%	HBAR	440%	RAY	1029%
LTC	20%	ENS	80%	ALGO	333%	XRP	360%	BONK	701%
SHIB	-8%	SOL	-3%	USDT	0%	DAI	0%	ARB	-13%
TAO	-8%	SEI	-4%	USDC	0%	USDC	0%	RUNE	-15%
BONK	-8%	SAND	-10%	DAI	0%	FDUSD	0%	POL	-23%
BRETT	-8%	RAY	-11%	FDUSD	0%	XMR	-3%	LDO	-26%

## Category Performance

Category	7d	30d	90d	180d	365d	Ecosystem	7d	30d	90d	180d	365d
Currency	22%	158%	163%	113%	149%	Ethereum	21%	97%	98%	17%	21%
Smart Contract	20%	110%	125%	39%	110%	Avalanche	16%	78%	87%	10%	57%
Privacy	9%	92%	85%	29%	40%	Polygon	14%	77%	82%	-4%	37%
Gaming/Entertai	1%	89%	104%	-2%	20%	Polkadot	14%	74%	81%	-8%	42%
IoT/Data/Comp.	23%	87%	84%	9%	74%	Cosmos	10%	62%	75%	-6%	48%
Scaling	16%	86%	92%	-11%	35%	BSC	14%	56%	67%	-14%	49%
DEX	16%	83%	107%	19%	83%	Solana	-1%	47%	69%	2%	103%
Meme	8%	77%	157%	35%	261%	Tron	7%	28%	18%	64%	132%
CEXs	5%	49%	62%	27%	63%						
Lending	8%	46%	58%	2%	47%						
Other DeFi	-1%	44%	47%	-12%	13%						

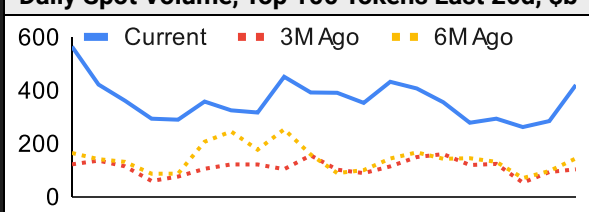
## DeFi



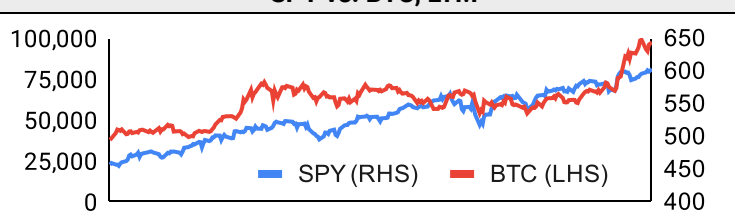
### Trading Volume

Aggregate Volumes by Product, \$b					Top Derivatives Exchanges, \$m and bps					Top Spot Exchanges, \$m		
Product	1d	7d	30d	O/I	Exchange	1d Vol	O/I	Mkr	Tkr	Exchange	Mkts	1d Vol
Spot	134	703.38	3040	n/a	Binance	126,498	34,731	2.0	4.0	Binance	1,704	44,409
Perpetuals	359	1,720	8,750	739	Bybit	51,245	24,610	2.0	5.5	Bybit	1,068	9,211
Futures	0	2	13	2	OKX	46,538	10,878	2.0	5.0	Coinbase	411	8,091
Options	2	22	120	n/a	Bitget	46,587	18,654	2.0	6.0	OKX	798	7,311

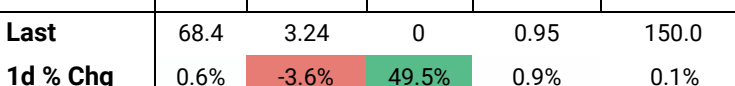
  

Daily Spot Volume, Top 100 Tokens Last 20d, \$b				Top Volume, 1d, \$m		Top Volume, %20d Avg		Low Volume, %20d Avg	
				USDT	187,007	LINK	371%	OM	53%
				BTC	53,048	VIRTUAL	305%	BONK	59%
				ETH	39,567	EOS	300%	METH	69%
				XRP	37,077	XRP	280%	SUI	72%
				DOGE	12,737	HBAR	280%	WBTC	73%

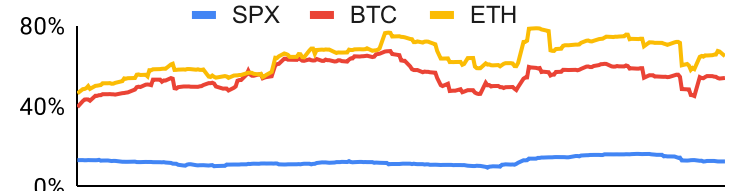
### Traditional Finance

Global Equity Markets							SPY vs. BTC, LTM					
	US	USGrwth	UK	Germany	Japan	HK						
1D	1%	1%	-1%	2%	3%	1%						
7D	1%	1%	0%	3%	3%	3%						
90D	7%	7%	6%	-1%	-3%	8%						
365D	32%	31%	23%	14%	11%	4%						

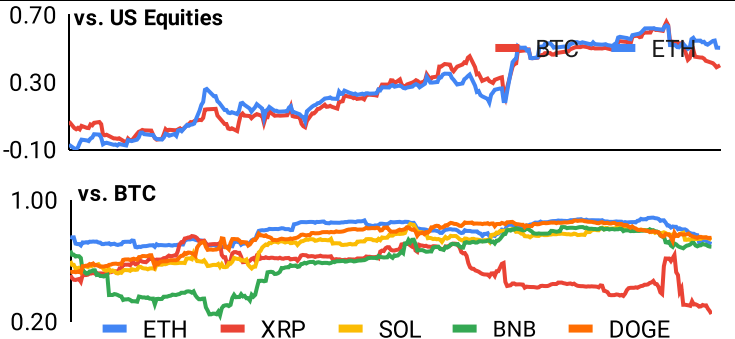
  

10-Year Treasury Yields							Commodities & FX					
	US	Brazil	UK	Germany	Japan	HK						
Last	4.23%	13.47%	4.29%	2.05%	1.06%	3.27%	Last	68.4	3.24	0	0.95	150.0
1d Chg	0.04	0.00	0.04	-0.04	-0.02	-0.06	1d % Chg	0.6%	-3.6%	49.5%	0.9%	0.1%

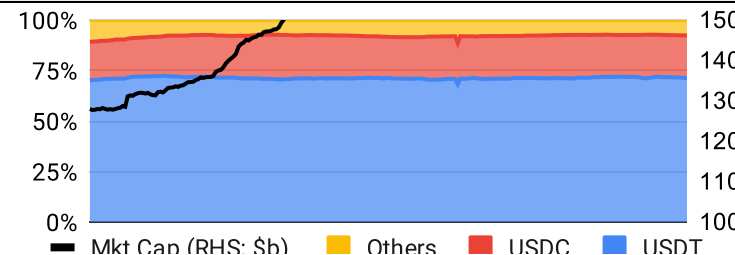
### Volatility

Annualized Volatility							Rolling 3M Annualized Volatility, LTM					
	BTC	ETH	XRP	SOL	BNB	DOGE						
30D	61%	80%	149%	87%	49%	156%						
90D	48%	62%	108%	69%	42%	112%						
180D	51%	64%	94%	79%	50%	99%						
365D	54%	64%	79%	86%	57%	101%						

### Correlations

Intra-Crypto Correlations, LTM							Rolling 3M Correlations, LTM					
	BTC	ETH	XRP	SOL	BNB	DOGE						
BTC												
ETH	0.79											
XRP	0.45	0.43										
SOL	0.70	0.66	0.39									
BNB	0.61	0.60	0.29	0.51								
DOGE	0.77	0.64	0.44	0.60	0.48							

## Stablecoins

Stablecoin Market Size and Volume, \$m					Stablecoin Dominance (LHS) & Market Cap \$b (RHS), LTM	
Ticker	Price	1d Vol	20d Avg Vol	Market Cap		
USDT	1.00	187,007	162,626	134,160		
USDC	1.00	10,532	11,061	39,853		
DAI	1.00	216	148	5,365		
USDe	1.00	103	172	4,518		
USDD	1.00	3	5	752		
FRAX	1.00	10	15	647		
						■ Mkt Cap (RHS: \$b) ■ Others ■ USDC ■ USDT

## Ethereum Mainnet & Layer 2s

Mainnet & Layer 2 Transactions (m/day) and L2 TVL (\$m)					Transactions (m/day), Rolling 90-Day Average, LTM																													
Network	1d	30d Avg	TVL	Tech Type																														
Base	8.4	224.8		Optimistic Rollup	<table border="1"> <thead> <tr> <th colspan="6">Layer 2 Token Performance &amp; Market Cap (\$b)</th> </tr> <tr> <th></th> <th>IMX</th> <th>ARB</th> <th>STX</th> <th>MNT</th> <th>OP</th> </tr> </thead> <tbody> <tr> <td>24h Return</td> <td>-4%</td> <td>-2%</td> <td>-2%</td> <td>-3%</td> <td>-2%</td> </tr> <tr> <td>Market Cap</td> <td>3.9</td> <td>3.9</td> <td>3.5</td> <td>3.1</td> <td>3.0</td> </tr> </tbody> </table>						Layer 2 Token Performance & Market Cap (\$b)							IMX	ARB	STX	MNT	OP	24h Return	-4%	-2%	-2%	-3%	-2%	Market Cap	3.9	3.9	3.5	3.1	3.0
Layer 2 Token Performance & Market Cap (\$b)																																		
	IMX	ARB	STX	MNT							OP																							
24h Return	-4%	-2%	-2%	-3%							-2%																							
Market Cap	3.9	3.9	3.5	3.1							3.0																							
Taiko	4.3	122.3		Optimistic Rollup																														
Arbitrum One	1.9	67.5		Optimistic Rollup																														
Ethereum	1.2	36.9	-	mainnet																														
OP Mainnet	1.0	27.7		Optimistic Rollup																														
World Chain	1.3	23.8																																
Blast	0.4	15.2		Optimistic Rollup																														
Linea	0.2	6.5		ZK Rollup																														
Starknet	0.3	5.7		ZK Rollup																														
Mint	0.2	5.2		Optimistic Rollup																														

## NFTs and DAOs

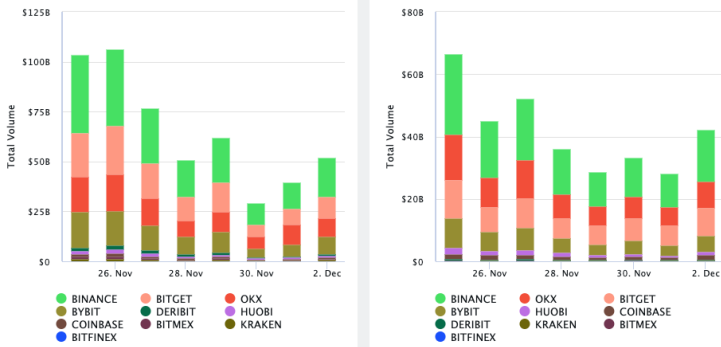
NFT Collection Stats (\$; Volume, MC in \$m)						DAO Treasury Amount (\$m) and Composition					
Collection	Floor	% Listed	3M Ret.	3M Vol	Market Cap	DAO	Treasury	Stables	BTC/ETH	Own Tokens	Other
CryptoPunks	160,425	41%	140%	143,206	1,600	Uniswap	5,154	0%	0%	100%	0%
Bored Ape Yacht C	82,058	54%	196%	67,911	821	Optimism	4,741	0%	0%	100%	0%
Pudgy Penguins	52,700	56%	111%	59,995	468	Mantle	2,902	1%	7%	88%	3%
Mutant Ape Yacht	14,618	60%	221%	41,168	285	Arbitrum	2,661	0%	1%	99%	0%
Milady Maker	25,967	52%	219%	34,576	260	ENS	1,281	2%	7%	86%	5%
Autoglyphs	485,056	32%	89%	513	248	Ethereum	972	0%	100%	0%	0%
Azuki	21,153	40%	81%	28,395	212	Golem	501	0%	88%	12%	0%
Chromie Squiggle	19,329	28%	87%	2,627	193	Gnosis	485	6%	12%	52%	30%
Bitcoin Puppets	15,322	66%	233%	14,846	153	Merit Circle	393	5%	1%	93%	2%
Fidenza by Tyler H	144,058	49%	90%	2,465	144	Lido	341	6%	39%	54%	1%

## Crypto News

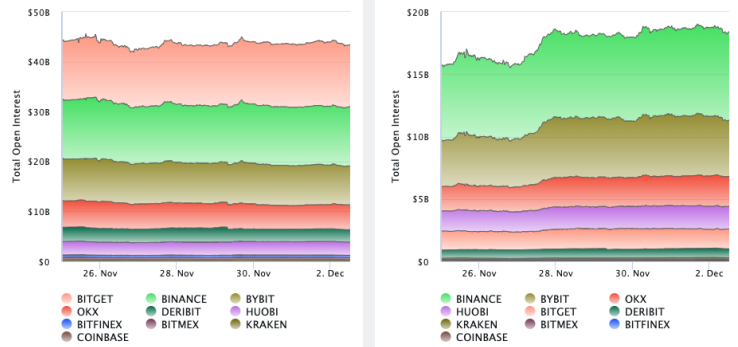
- [XRP Is Now The Fourth Largest Cryptocurrency After \\$100 Billion Post-Election Surge - Forbes](#)
- [Bitcoin ETFs hit \\$6.4B inflows in November amid record BTC rally - Cointelegraph](#)
- [Forget Bitcoin, MicroStrategy is up 500% this year, and Michael Saylor explains how the stock has outperformed its underlying assets - Yahoo F](#)
- [Cryptocurrency mogul eats banana artwork he bought for Rs 52 crore in auction, video goes viral - The Indian Express](#)
- [Japan's DMM Bitcoin to end business after losing 48 bil. yen in leak - Kyodo News Plus](#)
- [ECB's progress report on digital euro includes holding limits debates - Ledger Insights](#)
- [Brazilian congressman introduces bill for national bitcoin reserve - Blockworks](#)
- [Planned crypto ETF fleet grows after options milestone - Blockworks](#)
- [Hyperliquid's HYPE airdrop breaks the mold - Blockworks](#)

## Crypto Futures

### Futures Volume (BTC LHS ; ETH RHS), 1d



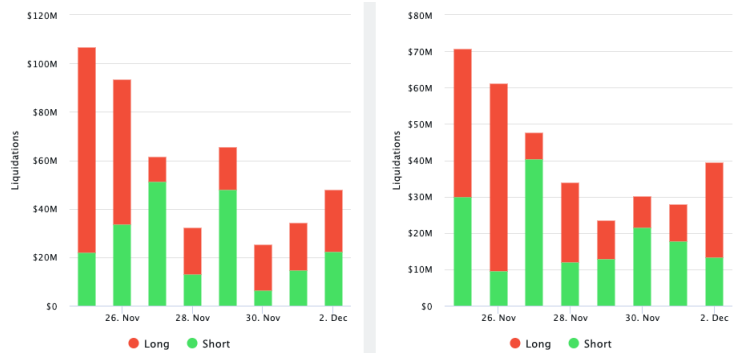
### Futures Open Interest (BTC LHS ; ETH RHS)



### OI Weighted Funding Rate (BTC LHS ; ETH RHS), 1d

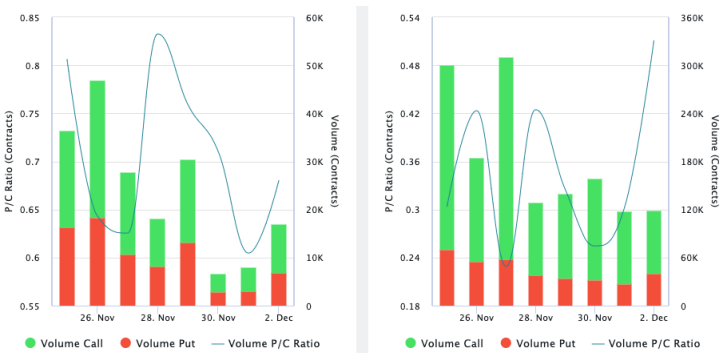


### Liquidations (BTC LHS ; ETH RHS), 1d

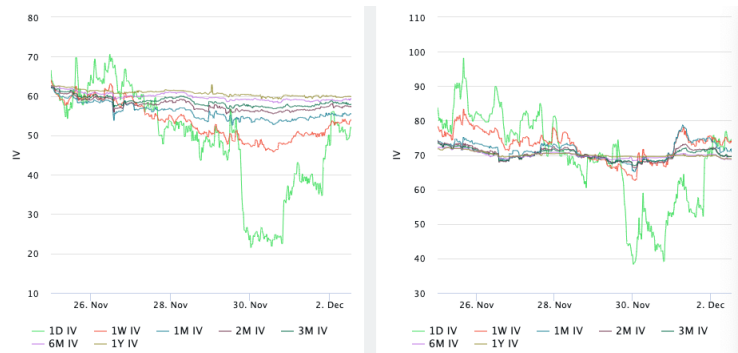


## Crypto Options

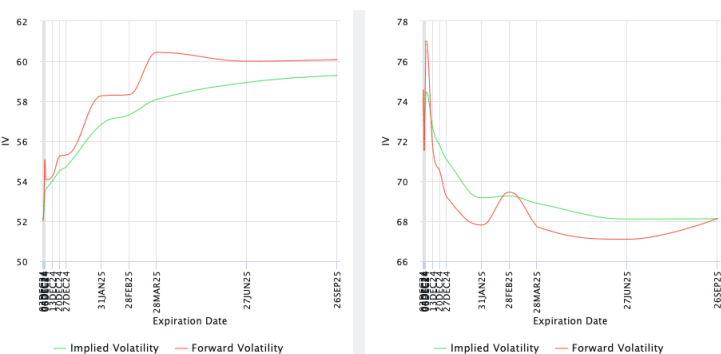
### Options Volume & Put/Call Ratio (BTC LHS ; ETH RHS), 1d



### ATM Implied Volatility (BTC LHS ; ETH RHS)



### ATM Implied Vol Term Structure (BTC LHS ; ETH RHS)



### 25 Delta Skew (BTC LHS ; ETH RHS)





December 2, 2024

### About GSR

GSR has over a decade of extensive experience in the crypto market, serving as a trusted liquidity provider and active, multi-stage investor. Our suite of services includes OTC Trading, Derivatives, and Market Making. GSR is actively involved in every major sector of the digital asset ecosystem, working with token issuers, institutional investors, miners, and leading trading venues.

For more information or if we can help with anything, please see [gsr.io](https://gsr.io) or contact us at [gsr@gsr.io](mailto:gsr@gsr.io).

Follow GSR for more content: [Twitter](#) [Telegram](#) [LinkedIn](#)

### Authors

Brian Rudick, Senior Strategist	<a href="#">Twitter</a>	<a href="#">Telegram</a>
Carlos Guzman, Research Analyst	<a href="#">Twitter</a>	<a href="#">Telegram</a>
Toe Bautista, Research Analyst	<a href="#">Twitter</a>	<a href="#">Telegram</a>

### Required Disclosures

This material is provided by GSR (the "Firm") solely for informational purposes, is intended only for sophisticated, institutional investors and does not constitute an offer or commitment, a solicitation of an offer or commitment, or any advice or recommendation, to enter into or conclude any transaction (whether on the terms shown or otherwise), or to provide investment services in any state or country where such an offer or solicitation or provision would be illegal. The Firm is not and does not act as an advisor or fiduciary in providing this material. GSR is not authorised or regulated in the UK by the Financial Conduct Authority. The protections provided by the UK regulatory system will not be available to you. Specifically, information provided herein is intended for institutional persons only and is not suitable for retail persons in the United Kingdom, and no solicitation or recommendation is being made to you in regards to any products or services.

This material is not a research report, and not subject to any of the independence and disclosure standards applicable to research reports prepared pursuant to FINRA or CFTC research rules. This material is not independent of the Firm's proprietary interests, which may conflict with the interests of any counterparty of the Firm. The Firm trades instruments discussed in this material for its own account, may trade contrary to the views expressed in this material, and may have positions in other related instruments.

Information contained herein is based on sources considered to be reliable, but is not guaranteed to be accurate or complete. Any opinions or estimates expressed herein reflect a judgment made by the author(s) as of the date of publication, and are subject to change without notice. Trading and investing in digital assets involves significant risks including price volatility and illiquidity and may not be suitable for all investors. The Firm is not liable whatsoever for any direct or consequential loss arising from the use of this material. Copyright of this material belongs to GSR. Neither this material nor any copy thereof may be taken, reproduced or redistributed, directly or indirectly, without prior written permission of GSR

### Notes & Sources

All options data is based on Deribit and derivatives graphics are from Laevidas. Market returns are based on price returns for the following ETFs: VOO, QQQ, EWU, EWG, EWJ, and EWH. Onchain volumes are not considered and thus certain token volumes may be understated (e.g., stETH).

CoinGecko	Santiment	DefiLlama	CoinMarketCap	Laevidas
L2Beat	Google Finance	TradingView	Deribit	WorldCoinIndex
Cryptorank	Investing.com	NFT Price Floor	CryptoSlate	