

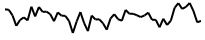

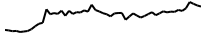


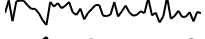





Crypto Leaderboard

Rank	Name	Ticker	Price	24h	7d	30d	24h Vol \$m	MC \$m	1-Year Chart
1	Bitcoin	BTC	\$97,129	0%	-4%	3%	119,761	1,923,073	
2	Ethereum	ETH	\$3,474	3%	-11%	13%	78,842	418,744	
3	Tether	USDT	\$1.00	0%	0%	0%	210,576	140,765	
4	XRP Ledger	XRP	\$2.28	3%	-6%	107%	25,256	130,206	
5	BNB	BNB	\$672	2%	-8%	11%	2,902	98,000	
6	Solana	SOL	\$191	-1%	-15%	-19%	12,764	91,386	
7	Dogecoin	DOGE	\$0.32	2%	-23%	-16%	12,443	46,585	
8	USD Coin	USDC	\$1.00	0%	0%	0%	18,433	42,432	
9	Lido stETH	STETH	\$3,466	3%	-11%	13%	205	34,017	
10	Cardano	ADA	\$0.91	6%	-18%	14%	2,974	32,712	

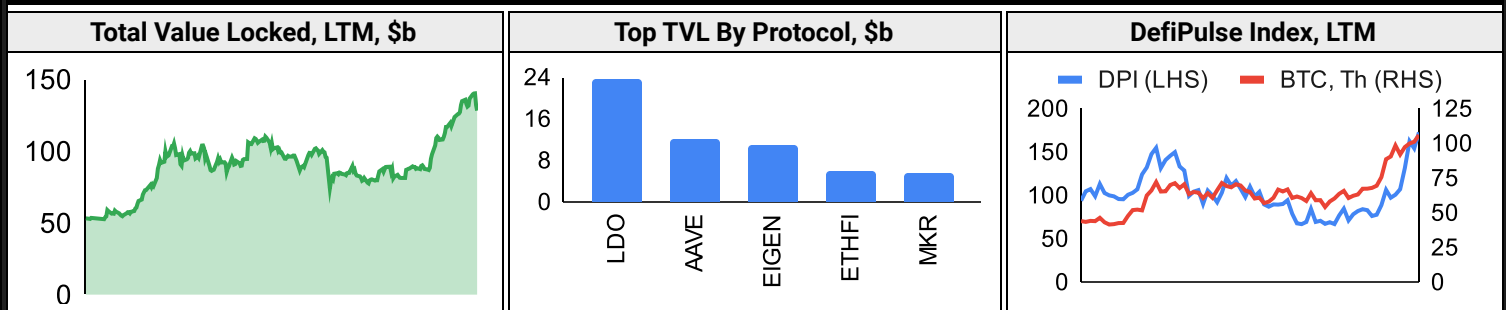
Top & Bottom Performers - Top 100 Tokens

24h		7 Days		30 Days		90 Days		365 Days	
ENA	26%	BGB	32%	VIRTUAL	389%	VIRTUAL	7874%	OM	10200%
HYPE	25%	ENA	20%	BGB	219%	HBAR	381%	PEPE	1209%
VIRTUAL	24%	VIRTUAL	9%	ENA	133%	BGB	354%	WIF	628%
MOVE	20%	USDC	0%	HBAR	121%	ENA	316%	SUI	551%
WIF	-1%	GALA	-30%	SOL	-19%	IMX	-13%	ATOM	-40%
WBT	-1%	WIF	-31%	RAY	-22%	TIA	-14%	POL	-40%
APT	-6%	PEPE	-31%	WIF	-33%	FET	-27%	INJ	-46%
TKX	-9%	FET	-33%	BONK	-38%	KAS	-27%	TIA	-60%

Category Performance

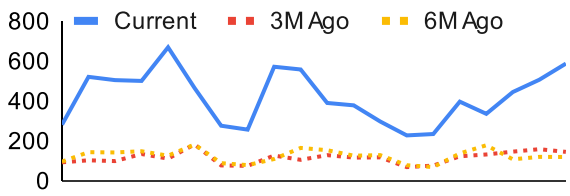
Category	7d	30d	90d	180d	365d	Ecosystem	7d	30d	90d	180d	365d
Other DeFi	-22%	35%	42%	25%	28%	Ethereum	-24%	56%	73%	57%	32%
DEX	-24%	31%	60%	45%	13%	Avalanche	-23%	35%	51%	46%	41%
Currency	-17%	26%	95%	110%	93%	Solana	-19%	20%	42%	26%	7%
Lending	-16%	25%	35%	50%	57%	Polygon	-25%	19%	29%	22%	1%
Gaming/Entertai	-26%	23%	37%	21%	-14%	Polkadot	-23%	17%	21%	14%	-2%
Scaling	-23%	23%	30%	9%	-2%	Tron	-16%	16%	26%	75%	116%
Privacy	-19%	19%	44%	51%	19%	BSC	-25%	5%	5%	-3%	-7%
CEXs	-10%	19%	60%	56%	49%	Cosmos	-14%	1%	15%	6%	-6%
Smart Contract	-22%	19%	51%	55%	30%						
IoT/Data/Comp.	-23%	19%	30%	28%	4%						
Meme	-25%	1%	74%	70%	169%						

DeFi

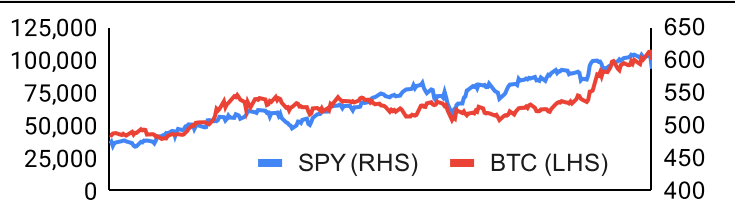


Trading Volume

Aggregate Volumes by Product, \$b					Top Derivatives Exchanges, \$m and bps				Top Spot Exchanges, \$m			
Product	1d	7d	30d	O/I	Exchange	1d Vol	O/I	Mkr	Tkr	Exchange	Mkts	1d Vol
Spot	167	569.82	3260	n/a	Binance	170,674	30,585	2.0	4.0	Binance	1,759	53,127
Perpetuals	448	1,640	8,560	1,080	Bybit	65,541	21,403	2.0	5.5	Bybit	1,094	13,181
Futures	1	2	11	2	OKX	71,003	8,581	2.0	5.0	Coinbase	418	9,529
Options	4,186	19,883	60,962	n/a	Bitget	66,645	18,878	2.0	6.0	OKX	823	10,450

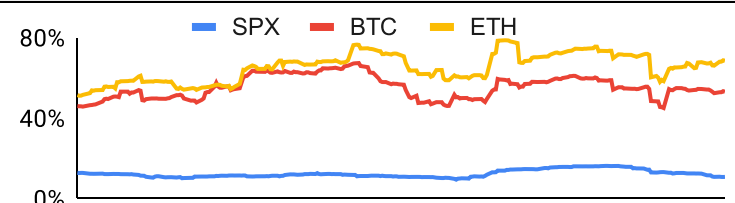
Daily Spot Volume, Top 100 Tokens Last 20d, \$b		Top Volume, 1d, \$m		Top Volume, %20d Avg		Low Volume, %20d Avg	
		USDT	272,128	NEAR	246%	RETH	32%
		BTC	112,036	WBT	203%	JASMY	77%
		ETH	71,106	BGB	190%	EZETH	79%
		XRP	27,367	SUI	189%	SAND	82%
		USDC	15,509	ENA	185%	CRO	82%

Traditional Finance

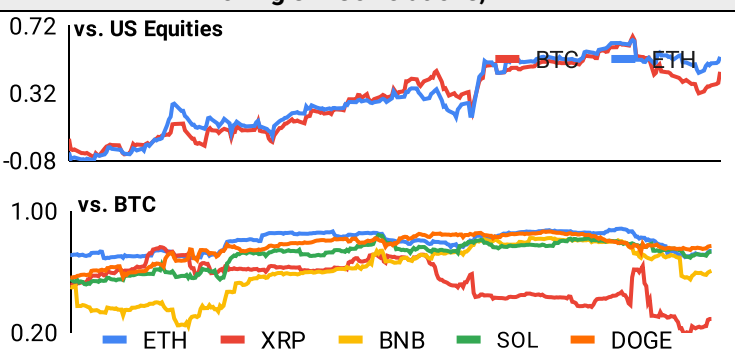
Global Equity Markets							SPY vs. BTC, LTM	
	US	USGrwth	UK	Germany	Japan	HK		
1D	-3%	-4%	0%	-2%	-3%	-2%	650	600
7D	-3%	-3%	-3%	-3%	-7%	-7%	550	500
90D	3%	7%	0%	-3%	-7%	-2%	450	400
365D	23%	26%	14%	8%	5%	-5%		

10-Year Treasury Yields							Commodities & FX					
	US	Brazil	UK	Germany	Japan	HK	Last	WTI	Gas	Gold	USD/EUR	USD/JPY
Last	4.52%	14.61%	4.57%	2.29%	1.04%	3.66%	Last	69.5	3.72	0	0.96	156.1
1d Chg	-0.05	-0.09	0.06	0.01	-0.01	-0.06	1d % Chg	-1.6%	3.7%	47.7%	-0.8%	-0.9%

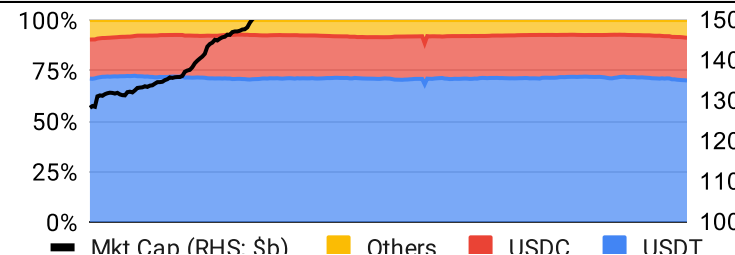
Volatility

Annualized Volatility							Rolling 3M Annualized Volatility, LTM				
	BTC	ETH	XRP	BNB	SOL	DOGE					
30D	48%	77%	158%	71%	76%	95%	80%	40%	0%		
90D	49%	66%	122%	52%	73%	120%					
180D	53%	67%	102%	54%	79%	102%					
365D	53%	65%	84%	59%	83%	103%					

Correlations

Intra-Crypto Correlations, LTM							Rolling 3M Correlations, LTM					
	BTC	ETH	XRP	BNB	SOL	DOGE						
BTC							0.72	vs. US Equities				
ETH	0.80						0.32					
XRP	0.44	0.42					-0.08					
BNB	0.62	0.60	0.28				1.00	vs. BTC				
SOL	0.73	0.66	0.38	0.52			0.20					
DOGE	0.77	0.65	0.44	0.48	0.61							

Stablecoins

Stablecoin Market Size and Volume, \$m					Stablecoin Dominance (LHS) & Market Cap \$b (RHS), LTM	
Ticker	Price	1d Vol	20d Avg Vol	Market Cap		
USDT	1.00	272,128	194,223	140,595		
USDC	1.00	15,509	12,240	42,391		
USDe	1.00	275	161	5,925		
DAI	1.00	231	159	5,365		
USDO	1.00			1,362		
USDD	1.00	3	3	746		
						■ Mkt Cap (RHS: \$b) ■ Others ■ USDC ■ USDT

Ethereum Mainnet & Layer 2s

Mainnet & Layer 2 Transactions (m/day) and L2 TVL (\$m)					Transactions (m/day), Rolling 90-Day Average, LTM																													
Network	1d	30d Avg	TVL	Tech Type																														
Base	7.4	245.2		Optimistic Rollup	<table border="1"> <thead> <tr> <th colspan="6">Layer 2 Token Performance & Market Cap (\$b)</th> </tr> <tr> <th></th> <th>MNT</th> <th>ARB</th> <th>X</th> <th>STX</th> <th>OP</th> </tr> </thead> <tbody> <tr> <td>24h Return</td> <td>+11.</td> <td>+3.71%</td> <td>+4.08%</td> <td>0%</td> <td>+0.42%</td> </tr> <tr> <td>Market Cap</td> <td>\$ 4.2</td> <td>\$ 3.35</td> <td>\$ 2.89</td> <td>\$ 2.65</td> <td>\$ 2.54</td> </tr> </tbody> </table>						Layer 2 Token Performance & Market Cap (\$b)							MNT	ARB	X	STX	OP	24h Return	+11.	+3.71%	+4.08%	0%	+0.42%	Market Cap	\$ 4.2	\$ 3.35	\$ 2.89	\$ 2.65	\$ 2.54
Layer 2 Token Performance & Market Cap (\$b)																																		
	MNT	ARB	X	STX							OP																							
24h Return	+11.	+3.71%	+4.08%	0%							+0.42%																							
Market Cap	\$ 4.2	\$ 3.35	\$ 2.89	\$ 2.65							\$ 2.54																							
Taiko	2.0	111.6		Optimistic Rollup																														
Arbitrum One	2.5	68.4		Optimistic Rollup																														
World Chain	1.5	41.6																																
Ethereum	1.3	38.6	-	mainnet																														
OP Mainnet	1.2	31.1		Optimistic Rollup																														
Blast	0.4	13.7		Optimistic Rollup																														
Lisk	0.4	6.4		Optimistic Rollup																														
Starknet	0.3	6.2		ZK Rollup																														
Mint	0.3	6.2		Optimistic Rollup																														

NFTs and DAOs

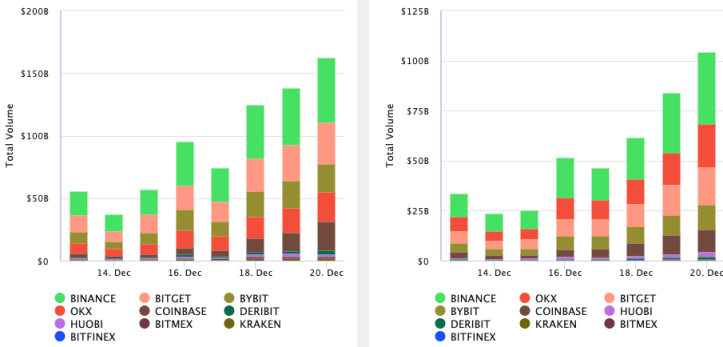
NFT Collection Stats (\$; Volume, MC in \$m)						DAO Treasury Amount (\$m) and Composition					
Collection	Floor	% Listed	3M Ret.	3M Vol	Market Cap	DAO	Treasury	Stables	BTC/ETH	Own Tokens	Other
CryptoPunks	133,368	41%	86%	152,497	1,300	Uniswap	5,010	0%	0%	100%	0%
Bored Ape Yacht Club	61,677	54%	106%	94,530	617	Mantle	3,911	2%	5%	92%	2%
Pudgy Penguins	60,412	56%	121%	304,768	537	Optimism	3,618	0%	0%	100%	0%
Azuki	40,193	40%	178%	85,874	402	ENS	2,308	1%	7%	91%	1%
Doodles	24,156	41%	421%	53,655	242	Arbitrum	2,256	0%	2%	98%	0%
Autoglyphs	450,451	32%	79%	513	231	Ethereum	936	0%	100%	0%	0%
Mutant Ape Yacht Club	10,387	60%	103%	55,910	203	Golem	452	0%	89%	11%	0%
Chromie Squiggle	17,775	28%	106%	3,632	178	Gnosis	420	6%	4%	60%	30%
Space Doodles	24,948	22%	387%	1,205	177	CoWSwap	412	1%	2%	96%	2%
Milady Maker	16,158	52%	97%	47,178	162	Merit Circle	393	5%	1%	92%	2%

Crypto News

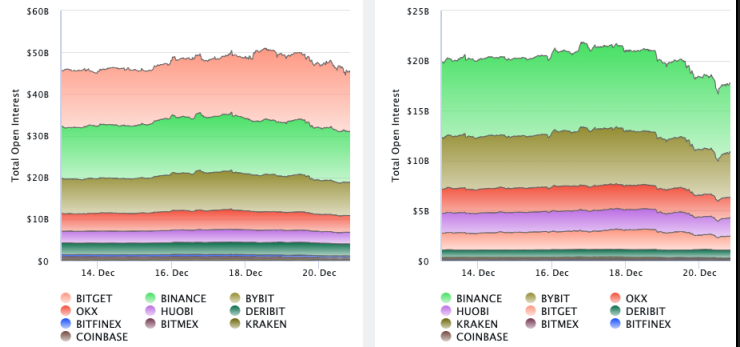
- [Stark Fed 'Wake-Up Call' Triggers \\$500 Billion Bitcoin And Crypto Price Rout - Forbes](#)
- [BlackRock Has a New Bitcoin Video Ad—And Bitcoiners Hate It - Decrypt](#)
- [Bitcoin dips to \\$92K in 'optimal dip-buying' move as PCE boosts crypto - Cointelegraph](#)
- [Dow bounces 200 points Friday on encouraging inflation data after rough week: Live updates - CNBC](#)
- [CoinDesk ownership Bullish fires top editorial staff amid newsroom controversy - Fortune](#)
- [SEC approves Hashdex and Franklin Templeton's combined Bitcoin and Ethereum crypto index ETFs - FXStreet](#)
- [Ethereum to ramp up gas limit as Pectra progresses - Blockworks](#)
- [HAWK memecoin draws lawsuit, but 'Hawk Tuah' girl not sued - Blockworks](#)
- [Unpacking the Santa rally that never was - Blockworks](#)

Crypto Futures

Futures Volume (BTC LHS ; ETH RHS), 1d



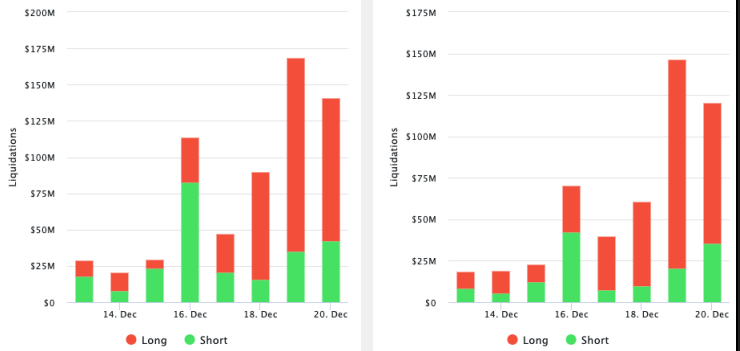
Futures Open Interest (BTC LHS ; ETH RHS)



OI Weighted Funding Rate (BTC LHS ; ETH RHS), 1d

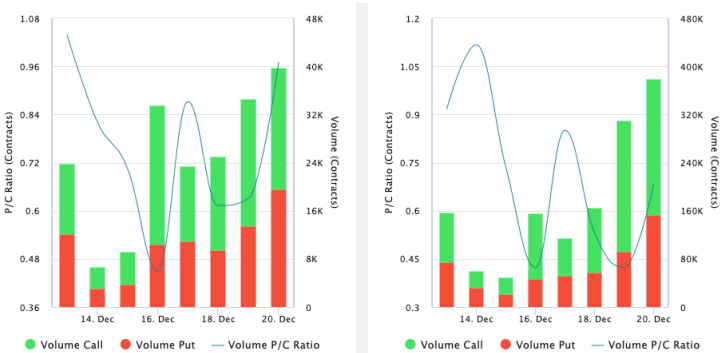


Liquidations (BTC LHS ; ETH RHS), 1d



Crypto Options

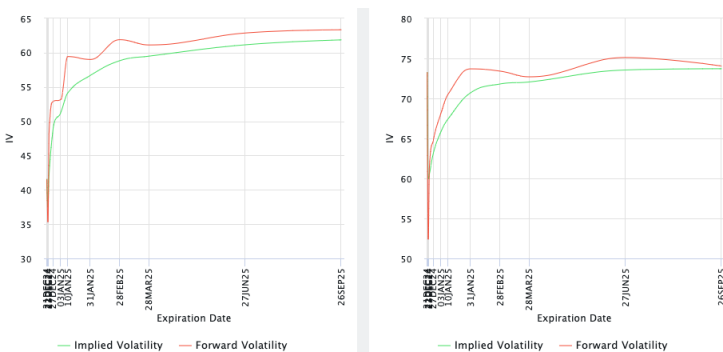
Options Volume & Put/Call Ratio (BTC LHS ; ETH RHS), 1d



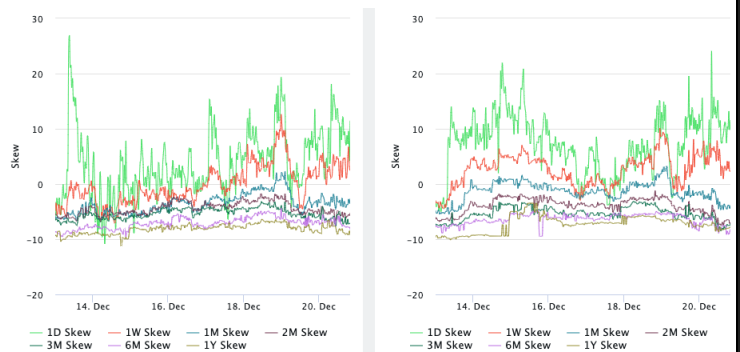
ATM Implied Volatility (BTC LHS ; ETH RHS)



ATM Implied Vol Term Structure (BTC LHS ; ETH RHS)



25 Delta Skew (BTC LHS ; ETH RHS)





December 20, 2024

About GSR

GSR has over a decade of extensive experience in the crypto market, serving as a trusted liquidity provider and active, multi-stage investor. Our suite of services includes OTC Trading, Derivatives, and Market Making. GSR is actively involved in every major sector of the digital asset ecosystem, working with token issuers, institutional investors, miners, and leading trading venues.

For more information or if we can help with anything, please see gsr.io or contact us at gsr@gsr.io.

Follow GSR for more content: [Twitter](#) [Telegram](#) [LinkedIn](#)

Authors

Brian Rudick, Senior Strategist	Twitter	Telegram
Carlos Guzman, Research Analyst	Twitter	Telegram
Toe Bautista, Research Analyst	Twitter	Telegram

Required Disclosures

This material is provided by GSR (the "Firm") solely for informational purposes, is intended only for sophisticated, institutional investors and does not constitute an offer or commitment, a solicitation of an offer or commitment, or any advice or recommendation, to enter into or conclude any transaction (whether on the terms shown or otherwise), or to provide investment services in any state or country where such an offer or solicitation or provision would be illegal. The Firm is not and does not act as an advisor or fiduciary in providing this material. GSR is not authorized or regulated in the UK by the Financial Conduct Authority. The protections provided by the UK regulatory system will not be available to you. Specifically, information provided herein is intended for institutional persons only and is not suitable for retail persons in the United Kingdom, and no solicitation or recommendation is being made to you in regards to any products or services.

This material is not a research report, and not subject to any of the independence and disclosure standards applicable to research reports prepared pursuant to FINRA or CFTC research rules. This material is not independent of the Firm's proprietary interests, which may conflict with the interests of any counterparty of the Firm. The Firm trades instruments discussed in this material for its own account, may trade contrary to the views expressed in this material, and may have positions in other related instruments.

Information contained herein is based on sources considered to be reliable, but is not guaranteed to be accurate or complete. Any opinions or estimates expressed herein reflect a judgment made by the author(s) as of the date of publication, and are subject to change without notice. Trading and investing in digital assets involves significant risks including price volatility and illiquidity and may not be suitable for all investors. The Firm is not liable whatsoever for any direct or consequential loss arising from the use of this material. Copyright of this material belongs to GSR. Neither this material nor any copy thereof may be taken, reproduced or redistributed, directly or indirectly, without prior written permission of GSR

Notes & Sources

All options data is based on Deribit and derivatives graphics are from Laevidas. Market returns are based on price returns for the following ETFs: VOO, QQQ, EWU, EWG, EWJ, and EWH. Onchain volumes are not considered and thus certain token volumes may be understated (e.g., stETH).

CoinGecko	Santiment	DefiLlama	CoinMarketCap	Laevidas
L2Beat	Google Finance	TradingView	Deribit	WorldCoinIndex
Cryptorank	Investing.com	NFT Price Floor	CryptoSlate	