



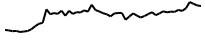








Crypto Leaderboard

Rank	Name	Ticker	Price	24h	7d	30d	24h Vol \$m	MC \$m	1-Year Chart
1	Bitcoin	BTC	\$95,052	-2%	-11%	-3%	50,673	1,882,047	
2	Ethereum	ETH	\$3,313	-2%	-17%	-3%	28,754	398,957	
3	Tether	USDT	\$1.00	0%	0%	0%	106,166	139,483	
4	XRP Ledger	XRP	\$2.18	-4%	-12%	48%	10,614	124,665	
5	BNB	BNB	\$677	2%	-6%	4%	1,778	98,791	
6	Solana	SOL	\$182	-2%	-16%	-29%	5,630	86,985	
7	Dogecoin	DOGE	\$0.31	-3%	-23%	-28%	4,340	45,754	
8	USD Coin	USDC	\$1.00	0%	0%	0%	8,770	42,939	
9	Lido stETH	STETH	\$3,308	-2%	-17%	-3%	176	32,010	
10	Cardano	ADA	\$0.88	-3%	-18%	-17%	1,291	31,541	

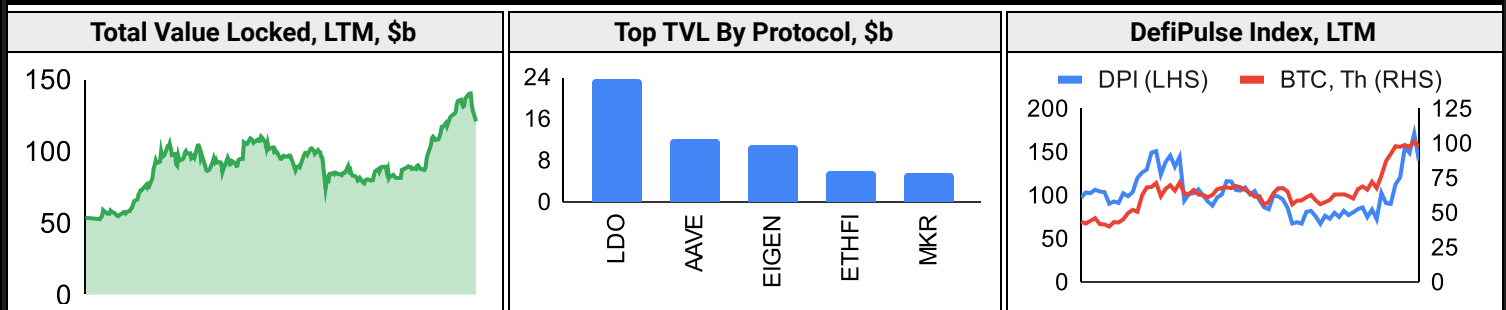
Top & Bottom Performers - Top 100 Tokens

24h		7 Days		30 Days		90 Days		365 Days	
AAVE	10%	BGB	19%	VIRTUAL	346%	VIRTUAL	4872%	OM	8811%
XDC	7%	FDUSD	0%	BGB	162%	HBAR	366%	WIF	1186%
VIRTUAL	7%	USDC	0%	AAVE	92%	BGB	316%	PEPE	1178%
HBAR	3%	DAI	0%	HBAR	75%	XRP	268%	BGB	588%
PENGU	-5%	FTM	-30%	TIA	-31%	TIA	-23%	POL	-46%
OM	-6%	WIF	-32%	XLM	-31%	IMX	-25%	INJ	-49%
MOVE	-9%	STX	-34%	BONK	-35%	FET	-26%	OP	-50%
HYPE	-20%	APT	-35%	WIF	-43%	KAS	-29%	TIA	-65%

Category Performance

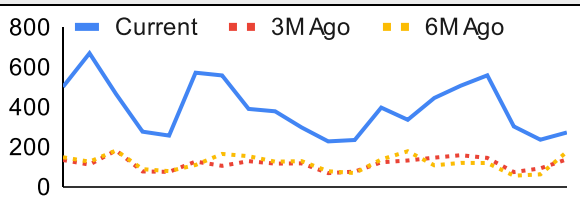
Category	7d	30d	90d	180d	365d	Ecosystem	7d	30d	90d	180d	365d
Other DeFi	-19%	12%	40%	15%	12%	Ethereum	-21%	26%	65%	49%	25%
CEXs	-7%	8%	61%	60%	53%	Avalanche	-21%	9%	41%	35%	32%
Lending	-18%	6%	19%	35%	47%	Solana	-20%	8%	33%	18%	-3%
DEX	-23%	5%	54%	41%	6%	Tron	-16%	6%	29%	74%	114%
Privacy	-15%	5%	48%	53%	16%	Polygon	-24%	-3%	22%	14%	-3%
Gaming/Entertai	-20%	2%	37%	19%	-17%	BSC	-22%	-10%	2%	-5%	-10%
IoT/Data/Comp.	-21%	-2%	21%	21%	0%	Polkadot	-23%	-13%	14%	5%	-12%
Smart Contract	-19%	-3%	47%	51%	23%	Cosmos	-21%	-15%	10%	-1%	-7%
Currency	-17%	-3%	91%	107%	90%						
Meme	-21%	-7%	72%	71%	171%						
Scaling	-22%	-9%	22%	1%	-19%						

DeFi

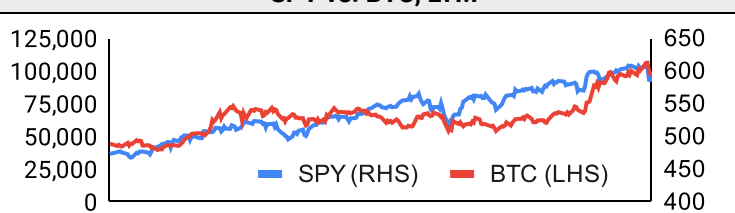


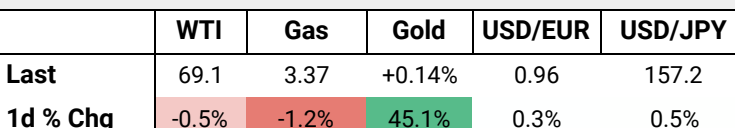
Trading Volume

Aggregate Volumes by Product, \$b					Top Derivatives Exchanges, \$m and bps				Top Spot Exchanges, \$m			
Product	1d	7d	30d	O/I	Exchange	1d Vol	O/I	Mkr	Tkr	Exchange	Mkts	1d Vol
Spot	61	700.32	3260	n/a	Binance	78,668	29,569	2.0	4.0	Binance	1,759	22,851
Perpetuals	205	2,050	8,420	1,360	Bybit	31,198	20,436	2.0	5.5	Bybit	1,095	6,605
Futures	0	4	12	1	OKX	30,067	8,285	2.0	5.0	Coinbase	418	3,535
Options	1,258	18,857	62,583	n/a	Bitget	28,936	18,319	2.0	6.0	OKX	823	3,747

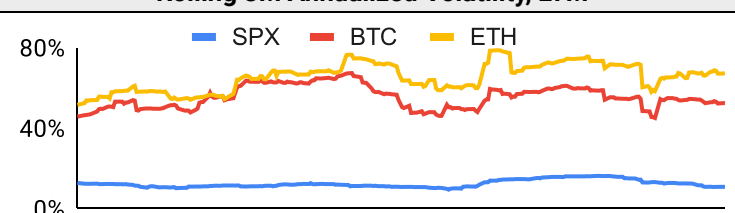
Daily Spot Volume, Top 100 Tokens Last 20d, \$b				Top Volume, 1d, \$m		Top Volume, %20d Avg		Low Volume, %20d Avg	
				USDT	128,642	RSETH	180%	OKB	27%
				BTC	53,910	LBTC	105%	FLR	35%
				ETH	29,928	NEAR	105%	CRO	36%
				XRP	11,349	DAI	101%	JASMY	37%
				USDC	7,855	AAVE	100%	BGB	38%

Traditional Finance

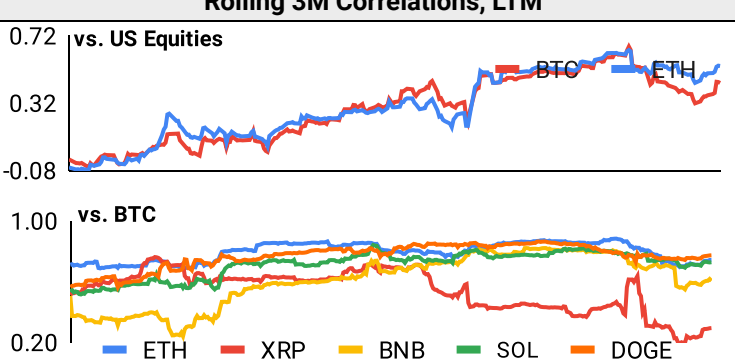
Global Equity Markets							SPY vs. BTC, LTM				
	US	USGrwth	UK	Germany	Japan	HK					
1D	1%	1%	0%	0%	0%	1%					
7D	-2%	-2%	-3%	-3%	-5%	-4%					
90D	4%	8%	0%	-2%	-7%	-1%					
365D	26%	27%	12%	8%	5%	-3%					

10-Year Treasury Yields							Commodities & FX					
	US	Brazil	UK	Germany	Japan	HK						
Last	4.55%	14.31%	4.61%	2.32%	1.06%	3.64%	Last	69.1	3.37	+0.14%	0.96	157.2
1d Chg	0.03	0.00	0.10	0.03	-0.01	-0.06	1d % Chg	-0.5%	-1.2%	45.1%	0.3%	0.5%

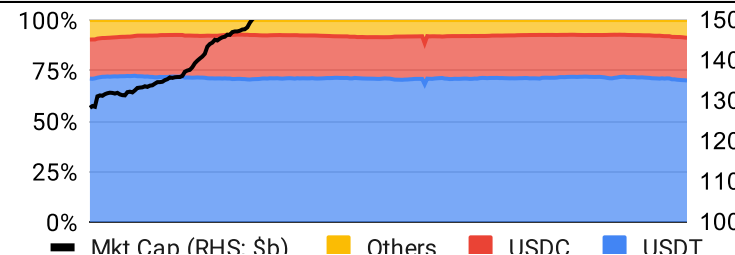
Volatility

Annualized Volatility							Rolling 3M Annualized Volatility, LTM			
	BTC	ETH	XRP	BNB	SOL	DOGE				
30D	46%	71%	144%	73%	70%	90%				
90D	49%	67%	122%	53%	73%	120%				
180D	52%	67%	102%	55%	80%	101%				
365D	53%	65%	84%	60%	83%	103%				

Correlations

Intra-Crypto Correlations, LTM							Rolling 3M Correlations, LTM				
	BTC	ETH	XRP	BNB	SOL	DOGE					
BTC											
ETH	0.80										
XRP	0.44	0.42									
BNB	0.61	0.60	0.28								
SOL	0.74	0.67	0.39	0.53							
DOGE	0.77	0.65	0.44	0.48	0.62						

Stablecoins

Stablecoin Market Size and Volume, \$m					Stablecoin Dominance (LHS) & Market Cap \$b (RHS), LTM	
Ticker	Price	1d Vol	20d Avg Vol	Market Cap		
USDT	1.00	128,642	183,680	139,679		
USDC	1.00	7,855	11,583	42,973		
USDe	1.00	90	145	5,918		
DAI	1.00	158	156	5,363		
USDO	1.00			1,427		
USDD	1.00	3	3	754		

Ethereum Mainnet & Layer 2s

Mainnet & Layer 2 Transactions (m/day) and L2 TVL (\$m)					Transactions (m/day), Rolling 90-Day Average, LTM																													
Network	1d	30d Avg	TVL	Tech Type																														
Base	9.6	248.7		Optimistic Rollup	<table border="1"> <thead> <tr> <th colspan="6">Layer 2 Token Performance & Market Cap (\$b)</th> </tr> <tr> <th></th> <th>MNT</th> <th>ARB</th> <th>X</th> <th>STX</th> <th>OP</th> </tr> </thead> <tbody> <tr> <td>24h Return</td> <td>-1%</td> <td>-1%</td> <td>-2%</td> <td>-5%</td> <td>-2%</td> </tr> <tr> <td>Market Cap</td> <td>\$ 3.97</td> <td>\$ 3.18</td> <td>\$ 2.67</td> <td>\$ 2.42</td> <td>\$ 2.41</td> </tr> </tbody> </table>						Layer 2 Token Performance & Market Cap (\$b)							MNT	ARB	X	STX	OP	24h Return	-1%	-1%	-2%	-5%	-2%	Market Cap	\$ 3.97	\$ 3.18	\$ 2.67	\$ 2.42	\$ 2.41
Layer 2 Token Performance & Market Cap (\$b)																																		
	MNT	ARB	X	STX							OP																							
24h Return	-1%	-1%	-2%	-5%							-2%																							
Market Cap	\$ 3.97	\$ 3.18	\$ 2.67	\$ 2.42							\$ 2.41																							
Taiko	2.1	105.0		Optimistic Rollup																														
Arbitrum One	2.0	68.6		Optimistic Rollup																														
World Chain	1.3	42.7																																
Ethereum	1.3	38.7	-	mainnet																														
OP Mainnet	1.1	31.5		Optimistic Rollup																														
Blast	0.4	13.4		Optimistic Rollup																														
Lisk	0.5	7.6		Optimistic Rollup																														
Mint	0.3	6.6		Optimistic Rollup																														
Starknet	0.2	6.3		ZK Rollup																														

NFTs and DAOs

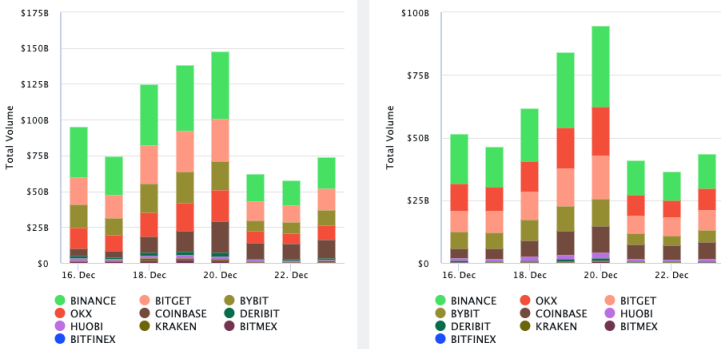
NFT Collection Stats (\$; Volume, MC in \$m)						DAO Treasury Amount (\$m) and Composition					
Collection	Floor	% Listed	3M Ret.	3M Vol	Market Cap	DAO	Treasury	Stables	BTC/ETH	Own Tokens	Other
CryptoPunks	131,949	41%	81%	152,968	1,300	Uniswap	5,505	0%	0%	100%	0%
Bored Ape Yacht C	57,858	54%	92%	95,668	579	Mantle	3,848	2%	5%	92%	2%
Pudgy Penguins	59,686	56%	116%	311,439	531	Optimism	3,638	0%	0%	100%	0%
Azuki	37,049	41%	146%	98,582	371	ENS	2,427	1%	6%	92%	1%
Autoglyphs	433,519	32%	67%	513	222	Arbitrum	2,249	0%	2%	98%	0%
Doodles	21,166	40%	358%	57,986	212	Ethereum	902	0%	100%	0%	0%
Mutant Ape Yacht	10,557	60%	105%	56,919	206	Golem	444	0%	89%	11%	0%
Space Doodles	24,574	23%	418%	1,200	175	Gnosis	407	7%	4%	60%	30%
Chromie Squiggle	17,007	28%	96%	3,615	170	Merit Circle	384	5%	1%	93%	2%
Fidenza by Tyler H	150,064	50%	96%	3,963	150	CoWSwap	346	1%	2%	95%	2%

Crypto News

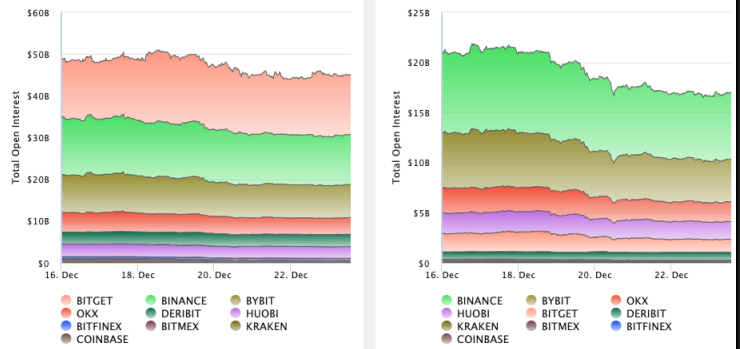
- [BTC price risks \\$20K crash: 5 Things to know in Bitcoin this week - Cointelegraph](#)
- [US crypto industry eyes possible day-one Trump executive orders - Reuters](#)
- [MicroStrategy rides 'red sweep' to 477% gain in 2024, topping almost all U.S. stocks - CNBC](#)
- [Donald Trump names critic of Federal Reserve chair Jay Powell to top economic job - Financial Times](#)
- [Metaplanet buys the dip with biggest-ever 620 Bitcoin buy - Cointelegraph](#)
- [What Google's quantum computing breakthrough Willow means for the future of bitcoin and other cryptos - CNBC](#)
- [Nigeria, South Africa lead in global digital currency ownership - CoinGeek](#)
- [Solana liquid staking startup Sanctum trials 'creator coins' - Blockworks](#)
- [Ethereum to ramp up gas limit as Pectra progresses - Blockworks](#)

Crypto Futures

Futures Volume (BTC LHS ; ETH RHS), 1d



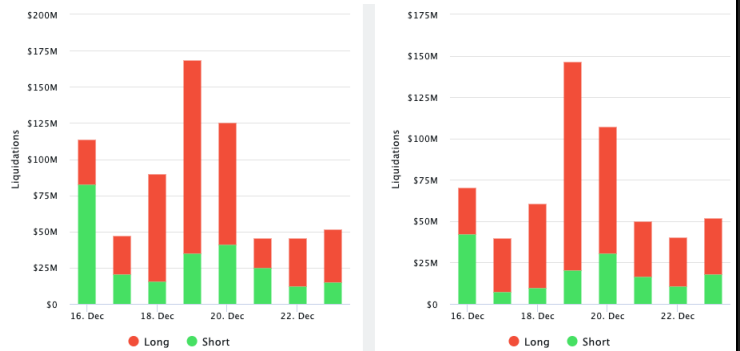
Futures Open Interest (BTC LHS ; ETH RHS)



OI Weighted Funding Rate (BTC LHS ; ETH RHS), 1d

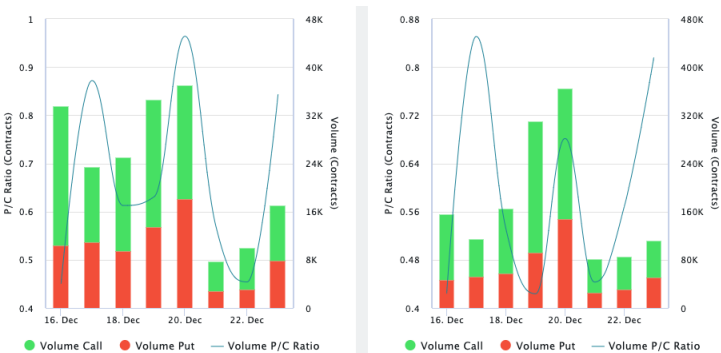


Liquidations (BTC LHS ; ETH RHS), 1d



Crypto Options

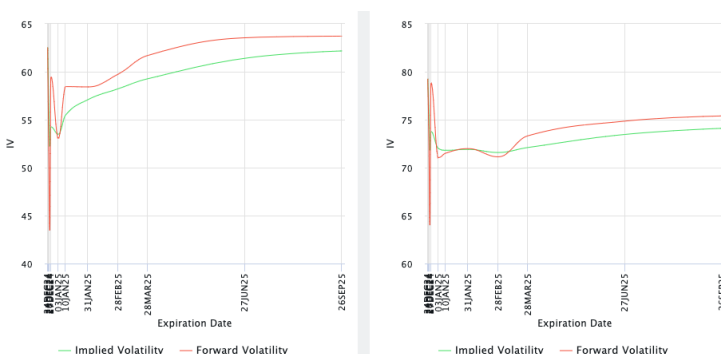
Options Volume & Put/Call Ratio (BTC LHS ; ETH RHS), 1d



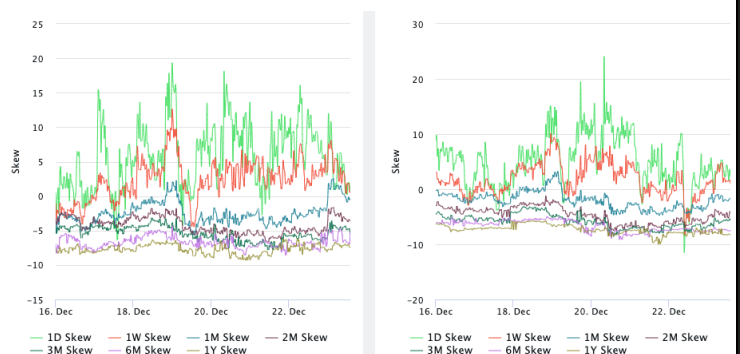
ATM Implied Volatility (BTC LHS ; ETH RHS)



ATM Implied Vol Term Structure (BTC LHS ; ETH RHS)



25 Delta Skew (BTC LHS ; ETH RHS)





December 23, 2024

About GSR

GSR has over a decade of extensive experience in the crypto market, serving as a trusted liquidity provider and active, multi-stage investor. Our suite of services includes OTC Trading, Derivatives, and Market Making. GSR is actively involved in every major sector of the digital asset ecosystem, working with token issuers, institutional investors, miners, and leading trading venues.

For more information or if we can help with anything, please see gsr.io or contact us at gsr@gsr.io.

Follow GSR for more content: [Twitter](#) [Telegram](#) [LinkedIn](#)

Authors

Brian Rudick, Senior Strategist	Twitter	Telegram
Carlos Guzman, Research Analyst	Twitter	Telegram
Toe Bautista, Research Analyst	Twitter	Telegram

Required Disclosures

This material is provided by GSR (the "Firm") solely for informational purposes, is intended only for sophisticated, institutional investors and does not constitute an offer or commitment, a solicitation of an offer or commitment, or any advice or recommendation, to enter into or conclude any transaction (whether on the terms shown or otherwise), or to provide investment services in any state or country where such an offer or solicitation or provision would be illegal. The Firm is not and does not act as an advisor or fiduciary in providing this material. GSR is not authorised or regulated in the UK by the Financial Conduct Authority. The protections provided by the UK regulatory system will not be available to you. Specifically, information provided herein is intended for institutional persons only and is not suitable for retail persons in the United Kingdom, and no solicitation or recommendation is being made to you in regards to any products or services.

This material is not a research report, and not subject to any of the independence and disclosure standards applicable to research reports prepared pursuant to FINRA or CFTC research rules. This material is not independent of the Firm's proprietary interests, which may conflict with the interests of any counterparty of the Firm. The Firm trades instruments discussed in this material for its own account, may trade contrary to the views expressed in this material, and may have positions in other related instruments.

Information contained herein is based on sources considered to be reliable, but is not guaranteed to be accurate or complete. Any opinions or estimates expressed herein reflect a judgment made by the author(s) as of the date of publication, and are subject to change without notice. Trading and investing in digital assets involves significant risks including price volatility and illiquidity and may not be suitable for all investors. The Firm is not liable whatsoever for any direct or consequential loss arising from the use of this material. Copyright of this material belongs to GSR. Neither this material nor any copy thereof may be taken, reproduced or redistributed, directly or indirectly, without prior written permission of GSR

Notes & Sources

All options data is based on Deribit and derivatives graphics are from Laevidas. Market returns are based on price returns for the following ETFs: VOO, QQQ, EWU, EWG, EWJ, and EWH. Onchain volumes are not considered and thus certain token volumes may be understated (e.g., stETH).

CoinGecko	Santiment	DefiLlama	CoinMarketCap	Laevidas
L2Beat	Google Finance	TradingView	Deribit	WorldCoinIndex
Cryptorank	Investing.com	NFT Price Floor	CryptoSlate	