




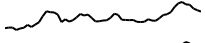






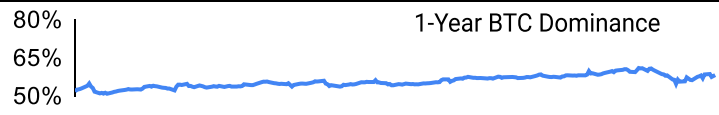
Crypto Leaderboard

Rank	Name	Ticker	Price	24h	7d	30d	24h Vol \$m	MC \$m	1-Year Chart
1	Bitcoin	BTC	\$95,555	-2%	-2%	4%	42,894	1,892,780	
2	Ethereum	ETH	\$3,367	-3%	-1%	1%	19,400	405,669	
3	Tether	USDT	\$1.00	0%	0%	0%	71,047	139,164	
4	XRP Ledger	XRP	\$2.19	-4%	-3%	56%	4,028	125,352	
5	BNB	BNB	\$696	-1%	4%	13%	1,071	101,511	
6	Solana	SOL	\$190	-3%	-2%	-18%	3,367	90,936	
7	Dogecoin	DOGE	\$0.32	-4%	1%	-18%	2,664	46,729	
8	USD Coin	USDC	\$1.00	0%	0%	0%	3,643	43,068	
9	Lido stETH	STETH	\$3,363	-3%	-2%	1%	140	32,518	
10	Cardano	ADA	\$0.87	-4%	-1%	-9%	771	31,259	

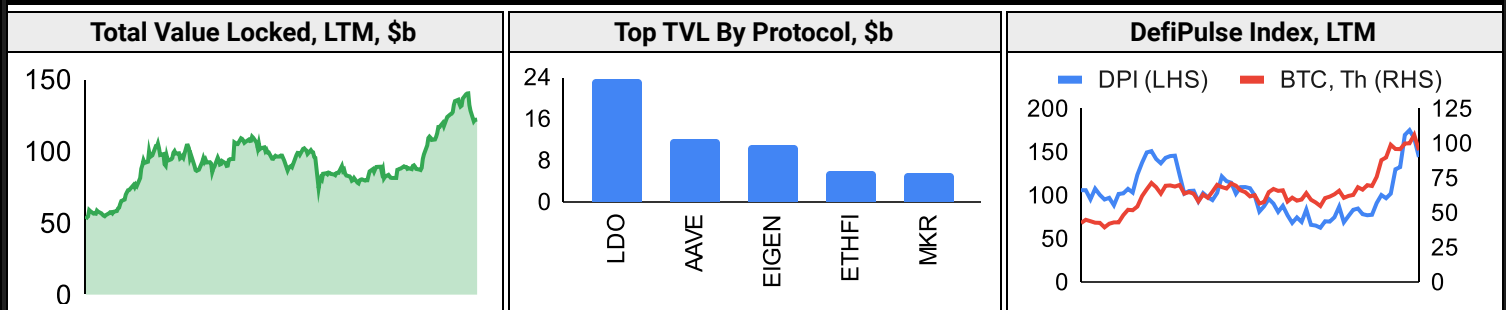
Top & Bottom Performers - Top 100 Tokens

24h		7 Days		30 Days		90 Days		365 Days	
TKX	44%	BGB	51%	BGB	339%	VIRTUAL	6045%	OM	8160%
BGB	22%	GT	34%	VIRTUAL	315%	BGB	553%	PEPE	1106%
GT	22%	VIRTUAL	29%	HBAR	110%	HBAR	373%	BGB	1072%
PENGU	15%	XTZ	14%	AAVE	88%	XRP	272%	WIF	932%
AAVE	-9%	ONDO	-15%	SEI	-38%	TIA	-23%	OP	-54%
ONDO	-9%	APT	-21%	WIF	-38%	IMX	-25%	POL	-54%
BRETT	-9%	LBTC	-100%	TIA	-40%	KAS	-34%	TIA	-61%
HYPE	-11%	FET	-100%	FET	-100%	FET	-100%	FET	-100%

Category Performance

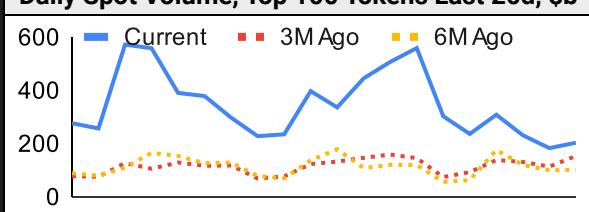
Category	7d	30d	90d	180d	365d	Ecosystem	7d	30d	90d	180d	365d
CEXs	6%	20%	58%	62%	56%	Ethereum	7%	29%	68%	65%	20%
Lending	-1%	8%	20%	40%	42%	Tron	2%	13%	29%	75%	116%
Other DeFi	-8%	6%	23%	14%	4%	Avalanche	1%	9%	36%	39%	24%
DEX	3%	5%	50%	51%	7%	Polkadot	6%	-6%	18%	15%	-13%
Currency	2%	5%	89%	110%	80%	Polygon	-1%	-7%	18%	19%	-11%
Meme	3%	4%	52%	76%	170%	BSC	2%	-10%	-1%	0%	-21%
IoT/Data/Comp.	2%	-1%	19%	26%	0%	Solana	-7%	-18%	15%	16%	-1%
Privacy	-3%	-3%	41%	50%	3%	Cosmos	-14%	-23%	-1%	-5%	-26%
Scaling	2%	-3%	19%	8%	-28%						
Smart Contract	2%	-3%	43%	54%	21%						
Gaming/Entertai	-3%	-14%	29%	22%	-22%						

DeFi

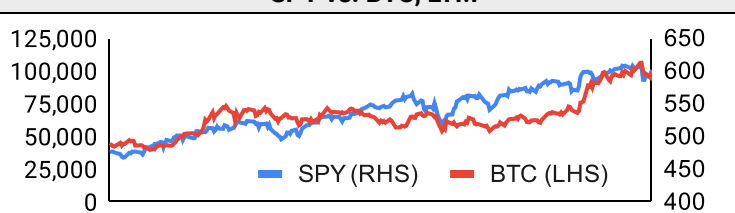


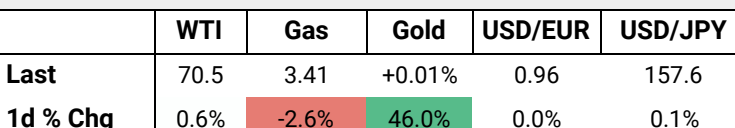
Trading Volume

Aggregate Volumes by Product, \$b					Top Derivatives Exchanges, \$m and bps				Top Spot Exchanges, \$m			
Product	1d	7d	30d	O/I	Exchange	1d Vol	O/I	Mkr	Tkr	Exchange	Mkts	1d Vol
Spot	54	675.89	3130	n/a	Binance	65,595	29,854	2.0	4.0	Binance	1,760	17,409
Perpetuals	171	1,980	8,240	1,270	Bybit	26,085	20,957	2.0	5.5	Bybit	1,097	5,540
Futures	0	4	12	1	Bitget	25,628	21,018	2.0	6.0	Coinbase	416	2,471
Options	1,619	14,119	65,801	n/a	OKX	23,928	8,414	2.0	5.0	OKX	823	3,534

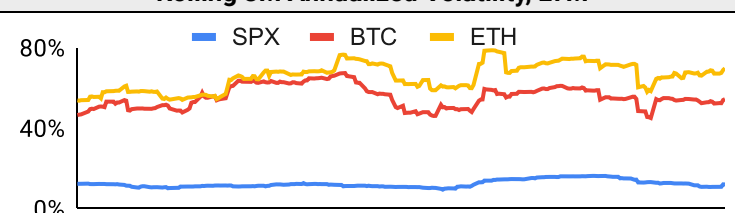
Daily Spot Volume, Top 100 Tokens Last 20d, \$b				Top Volume, 1d, \$m		Top Volume, %20d Avg		Low Volume, %20d Avg	
				USDT	102,424	GT	449%	FET	0%
				BTC	42,060	BGB	372%	OM	32%
				ETH	19,089	RSETH	263%	NEAR	33%
				USDC	5,744	WEETH	238%	XRP	35%
				FDUSD	5,025	OKB	238%	QNT	36%

Traditional Finance

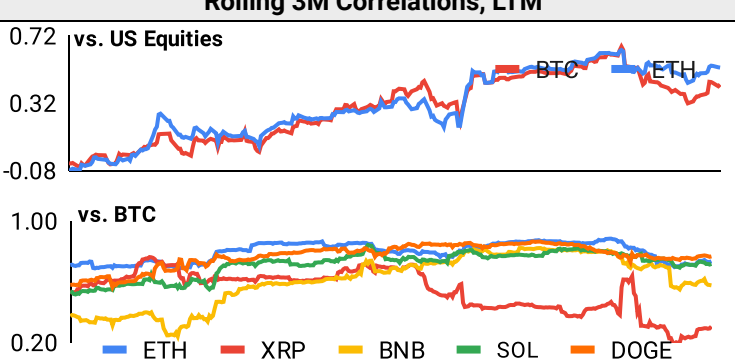
Global Equity Markets							SPY vs. BTC, LTM				
	US	USGrwth	UK	Germany	Japan	HK					
1D	1%	1%	0%	1%	0%	1%					
7D	0%	-1%	0%	-1%	-2%	1%					
90D	5%	9%	2%	-2%	-6%	-3%					
365D	#N/A	#N/A	#N/A	#N/A	#N/A	#N/A					

10-Year Treasury Yields							Commodities & FX					
	US	Brazil	UK	Germany	Japan	HK						
Last	4.63%	14.06%	4.59%	2.32%	1.08%	3.68%	Last	70.5	3.41	+0.01%	0.96	157.6
1d Chg	0.04	-0.03	0.00	0.00	-0.01	-0.06	1d % Chg	0.6%	-2.6%	46.0%	0.0%	0.1%

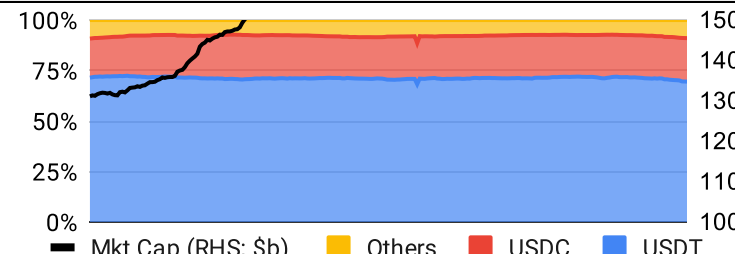
Volatility

Annualized Volatility							Rolling 3M Annualized Volatility, LTM			
	BTC	ETH	XRP	BNB	SOL	DOGE				
30D	47%	73%	145%	72%	73%	90%				
90D	50%	67%	123%	54%	74%	120%				
180D	53%	68%	102%	55%	79%	102%				
365D	54%	65%	84%	58%	82%	103%				

Correlations

Intra-Crypto Correlations, LTM							Rolling 3M Correlations, LTM				
	BTC	ETH	XRP	BNB	SOL	DOGE					
BTC											
ETH	0.80										
XRP	0.44	0.43									
BNB	0.63	0.62	0.30								
SOL	0.74	0.69	0.39	0.58							
DOGE	0.77	0.66	0.44	0.50	0.62						

Stablecoins

Stablecoin Market Size and Volume, \$m					Stablecoin Dominance (LHS) & Market Cap \$b (RHS), LTM	
Ticker	Price	1d Vol	20d Avg Vol	Market Cap		
USDT	1.00	102,424	162,197	139,297		
USDC	1.00	5,744	10,032	43,106		
USDe	1.00	76	128	5,909		
DAI	1.00	134	147	5,364		
USDO	1.00			1,674		
USDD	1.00	2	3	758		

Ethereum Mainnet & Layer 2s

Mainnet & Layer 2 Transactions (m/day) and L2 TVL (\$m)					Transactions (m/day), Rolling 90-Day Average, LTM					
Network	1d	30d Avg	TVL	Tech Type						
Base	9.0	249.5		Optimistic Rollup						
Taiko	1.8	98.3		Optimistic Rollup						
Arbitrum One	2.1	67.5		Optimistic Rollup						
World Chain	1.2	42.7								
Ethereum	1.2	38.7	-	mainnet						
OP Mainnet	0.9	31.5		Optimistic Rollup						
Blast	0.4	13.0		Optimistic Rollup						
Lisk	0.6	9.1		Optimistic Rollup						
Mint	0.3	7.0		Optimistic Rollup						
Starknet	0.1	6.1		ZK Rollup						

Layer 2 Token Performance & Market Cap (\$b)					
	MNT	ARB	X	OP	STX
24h Return	-5%	-5%	-6%	-5%	-7%
Market Cap	\$ 4.02	\$ 3.2	\$ 2.73	\$ 2.45	\$ 2.38

NFTs and DAOs

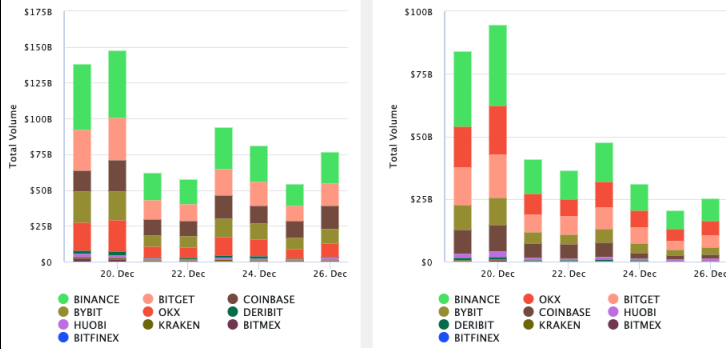
NFT Collection Stats (\$; Volume, MC in \$m)						DAO Treasury Amount (\$m) and Composition					
Collection	Floor	% Listed	3M Ret.	3M Vol	Market Cap	DAO	Treasury	Stables	BTC/ETH	Own Tokens	Other
CryptoPunks	128,058	41%	75%	151,813	1,300	Uniswap	5,290	0%	0%	100%	0%
Pudgy Penguins	77,463	56%	194%	325,107	689	Mantle	3,892	1%	6%	91%	2%
Bored Ape Yacht C	57,622	54%	95%	95,988	576	Optimism	3,638	0%	0%	100%	0%
Azuki	39,696	41%	168%	106,299	397	ENS	2,412	1%	7%	92%	1%
Autoglyphs	438,316	32%	68%	513	224	Arbitrum	2,183	0%	1%	99%	0%
Doodles	20,439	40%	371%	60,165	204	Ethereum	906	0%	100%	0%	0%
Mutant Ape Yacht	10,445	60%	116%	57,205	204	CoWSwap	512	0%	1%	96%	2%
Lil Pudgys	8,899	43%	289%	129,272	193	Golem	457	0%	89%	11%	0%
Space Doodles	24,846	23%	443%	1,193	176	Gnosis	430	6%	4%	60%	30%
Chromie Squiggle	16,750	28%	88%	3,644	168	Merit Circle	381	5%	1%	93%	2%

Crypto News

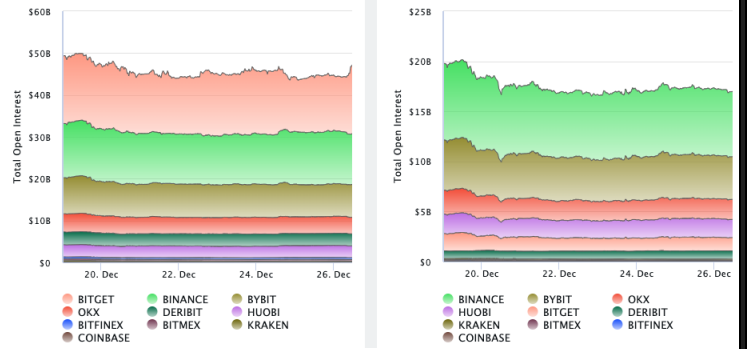
- [Bitcoin Gains on MicroStrategy's Plans to Issue More Shares - Bloomberg](#)
- [Russia Using Bitcoin to Bypass Sanctions – Is the Global Financial System Cracking? - Bitcoin.com News](#)
- [International energy firm gears up to start mining dogecoin — here's what it plans to do with the cryptocurrency - The Cool Down](#)
- [As stablecoin bill advances in Hong Kong legislature, advocates trumpet it - South China Morning Post](#)
- [Binance Bitcoin Holdings Hit Lowest Since January - Bloomingbit](#)
- [SEC commissioners say agency may move away from enforcement actions - Blockworks](#)
- [Six Bitcoin Mutual Funds to Debut in Israel Next Week: Report - CoinDesk](#)
- [2025 Will Be the Year That AI Agents Transform Crypto - CoinDesk](#)
- [North Korea Blamed for May's \\$305M Hack on Japanese Crypto Exchange DMM - CoinDesk](#)

Crypto Futures

Futures Volume (BTC LHS ; ETH RHS), 1d



Futures Open Interest (BTC LHS ; ETH RHS)



OI Weighted Funding Rate (BTC LHS ; ETH RHS), 1d

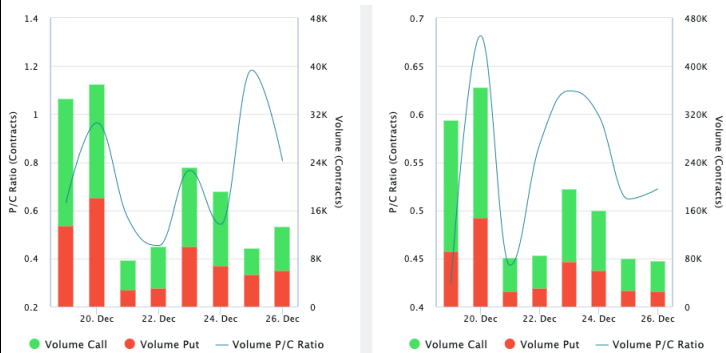


Liquidations (BTC LHS ; ETH RHS), 1d

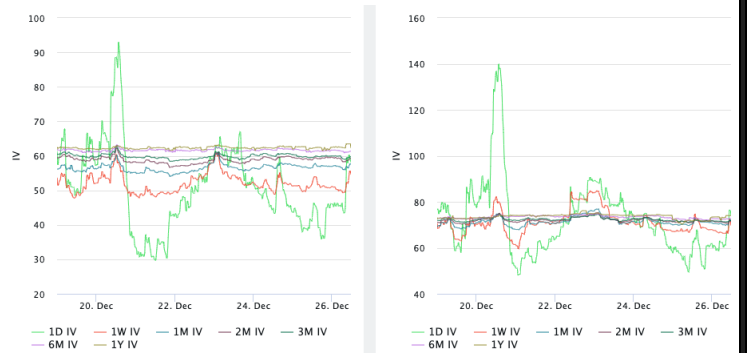


Crypto Options

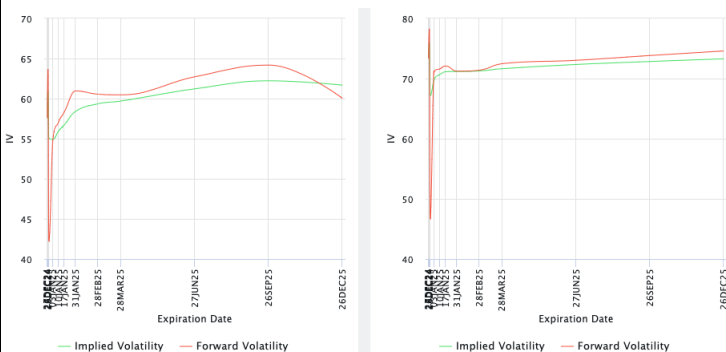
Options Volume & Put/Call Ratio (BTC LHS ; ETH RHS), 1d



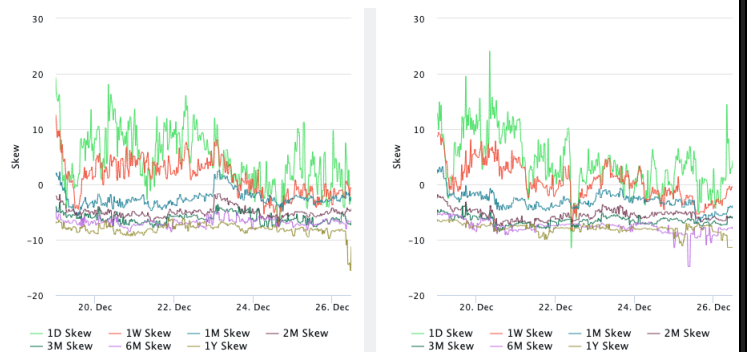
ATM Implied Volatility (BTC LHS ; ETH RHS)



ATM Implied Vol Term Structure (BTC LHS ; ETH RHS)



25 Delta Skew (BTC LHS ; ETH RHS)





December 26, 2024

About GSR

GSR has over a decade of extensive experience in the crypto market, serving as a trusted liquidity provider and active, multi-stage investor. Our suite of services includes OTC Trading, Derivatives, and Market Making. GSR is actively involved in every major sector of the digital asset ecosystem, working with token issuers, institutional investors, miners, and leading trading venues.

For more information or if we can help with anything, please see gsr.io or contact us at gsr@gsr.io.

Follow GSR for more content: [Twitter](#) [Telegram](#) [LinkedIn](#)

Authors

Brian Rudick, Senior Strategist	Twitter	Telegram
Carlos Guzman, Research Analyst	Twitter	Telegram
Toe Bautista, Research Analyst	Twitter	Telegram

Required Disclosures

This material is provided by GSR (the "Firm") solely for informational purposes, is intended only for sophisticated, institutional investors and does not constitute an offer or commitment, a solicitation of an offer or commitment, or any advice or recommendation, to enter into or conclude any transaction (whether on the terms shown or otherwise), or to provide investment services in any state or country where such an offer or solicitation or provision would be illegal. The Firm is not and does not act as an advisor or fiduciary in providing this material. GSR is not authorised or regulated in the UK by the Financial Conduct Authority. The protections provided by the UK regulatory system will not be available to you. Specifically, information provided herein is intended for institutional persons only and is not suitable for retail persons in the United Kingdom, and no solicitation or recommendation is being made to you in regards to any products or services.

This material is not a research report, and not subject to any of the independence and disclosure standards applicable to research reports prepared pursuant to FINRA or CFTC research rules. This material is not independent of the Firm's proprietary interests, which may conflict with the interests of any counterparty of the Firm. The Firm trades instruments discussed in this material for its own account, may trade contrary to the views expressed in this material, and may have positions in other related instruments.

Information contained herein is based on sources considered to be reliable, but is not guaranteed to be accurate or complete. Any opinions or estimates expressed herein reflect a judgment made by the author(s) as of the date of publication, and are subject to change without notice. Trading and investing in digital assets involves significant risks including price volatility and illiquidity and may not be suitable for all investors. The Firm is not liable whatsoever for any direct or consequential loss arising from the use of this material. Copyright of this material belongs to GSR. Neither this material nor any copy thereof may be taken, reproduced or redistributed, directly or indirectly, without prior written permission of GSR

Notes & Sources

All options data is based on Deribit and derivatives graphics are from Laevidas. Market returns are based on price returns for the following ETFs: VOO, QQQ, EWU, EWG, EWJ, and EWH. Onchain volumes are not considered and thus certain token volumes may be understated (e.g., stETH).

CoinGecko	Santiment	DefiLlama	CoinMarketCap	Laevidas
L2Beat	Google Finance	TradingView	Deribit	WorldCoinIndex
Cryptorank	Investing.com	NFT Price Floor	CryptoSlate	