






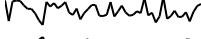





Crypto Leaderboard

Rank	Name	Ticker	Price	24h	7d	30d	24h Vol \$m	MC \$m	1-Year Chart
1	Bitcoin	BTC	\$96,369	1%	-1%	0%	46,231	1,908,286	
2	Ethereum	ETH	\$3,386	1%	-3%	-7%	22,907	407,901	
3	Tether	USDT	\$1.00	0%	0%	0%	76,579	139,323	
4	XRP Ledger	XRP	\$2.19	1%	-4%	48%	5,018	125,516	
5	BNB	BNB	\$703	2%	4%	9%	945	102,522	
6	Solana	SOL	\$190	0%	-2%	-22%	3,541	90,847	
7	Dogecoin	DOGE	\$0.32	0%	0%	-21%	2,438	46,730	
8	USD Coin	USDC	\$1.00	0%	0%	0%	5,707	43,576	
9	Lido stETH	STETH	\$3,384	1%	-2%	-8%	131	32,705	
10	Cardano	ADA	\$0.89	3%	-6%	-12%	948	32,040	

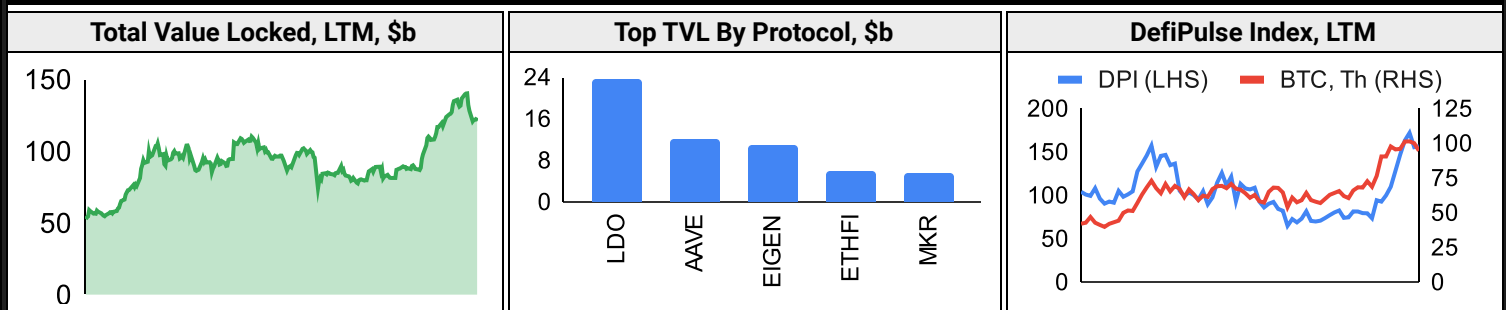
Top & Bottom Performers - Top 100 Tokens

24h		7 Days		30 Days		90 Days		365 Days	
TKX	33%	BGB	92%	BGB	411%	VIRTUAL	6825%	OM	8410%
VIRTUAL	20%	GT	25%	VIRTUAL	280%	BGB	696%	BGB	1345%
BGB	14%	VIRTUAL	22%	HBAR	100%	HBAR	364%	PEPE	1232%
LDO	10%	LDO	14%	AAVE	59%	XLM	257%	WIF	928%
JASMY	-2%	APT	-17%	SEI	-37%	IMX	-20%	OP	-48%
HBAR	-2%	ONDO	-17%	TIA	-39%	WIF	-20%	POL	-51%
MOVE	-6%	ENA	-20%	WIF	-39%	KAS	-30%	TIA	-59%
PENGU	-10%	FET	-100%	FET	-100%	FET	-100%	FET	-100%

Category Performance

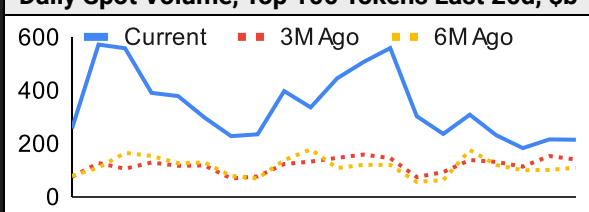
Category	7d	30d	90d	180d	365d	Ecosystem	7d	30d	90d	180d	365d
CEXs	9%	18%	72%	71%	60%	Ethereum	7%	20%	72%	62%	21%
Other DeFi	2%	10%	36%	24%	27%	Tron	9%	14%	40%	88%	128%
Privacy	3%	1%	55%	56%	16%	Solana	1%	8%	37%	22%	10%
Lending	-2%	-1%	24%	37%	40%	Polkadot	15%	2%	35%	23%	7%
Currency	0%	-1%	88%	105%	79%	Avalanche	-1%	1%	39%	36%	25%
DEX	2%	-2%	57%	49%	12%	Polygon	0%	-8%	25%	19%	-4%
Meme	2%	-2%	49%	72%	179%	BSC	0%	-15%	1%	-3%	-16%
Gaming/Entertai	6%	-6%	39%	25%	-15%	Cosmos	-9%	-25%	2%	-7%	-23%
IoT/Data/Comp.	0%	-6%	23%	24%	4%						
Smart Contract	0%	-7%	46%	50%	25%						
Scaling	0%	-12%	25%	6%	-25%						

DeFi

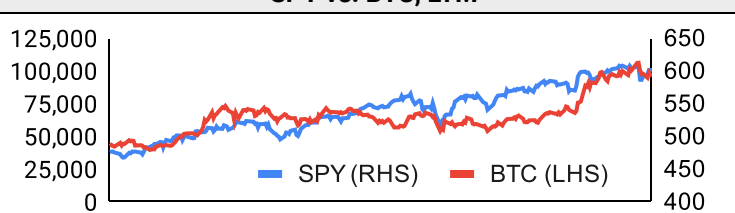


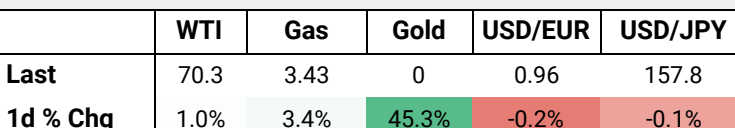
Trading Volume

Aggregate Volumes by Product, \$b					Top Derivatives Exchanges, \$m and bps					Top Spot Exchanges, \$m		
Product	1d	7d	30d	O/I	Exchange	1d Vol	O/I	Mkr	Tkr	Exchange	Mkts	1d Vol
Spot	60	617.14	3070	n/a	Binance	66,639	30,050	2.0	4.0	Binance	1,760	18,339
Perpetuals	178	1,750	8,110	923	Bybit	25,064	20,919	2.0	5.5	Bybit	1,097	5,785
Futures	0	4	12	1	OKX	25,503	8,390	2.0	5.0	Coinbase	416	3,619
Options	2,493	11,644	68,790	n/a	Bitget	24,566	19,928	2.0	6.0	OKX	823	3,014

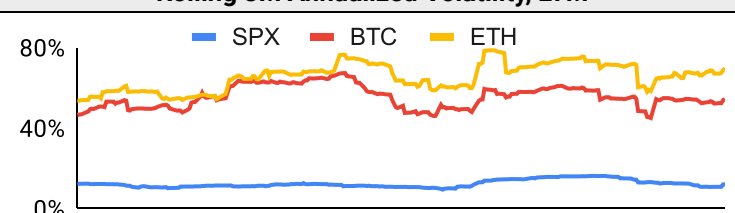
Daily Spot Volume, Top 100 Tokens Last 20d, \$b				Top Volume, 1d, \$m		Top Volume, %20d Avg		Low Volume, %20d Avg	
				USDT	102,808	GT	304%	FET	0%
				BTC	47,148	RSETH	221%	NEAR	33%
				ETH	23,536	BGB	157%	FLR	34%
				USDC	6,457	OKB	131%	OM	35%
				XRP	5,539	VIRTUAL	123%	XLM	36%

Traditional Finance

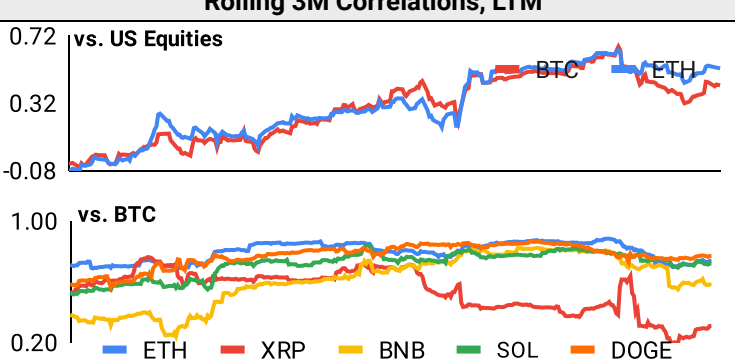
Global Equity Markets							SPY vs. BTC, LTM				
	US	USGrwth	UK	Germany	Japan	HK					
1D	0%	0%	0%	0%	1%	0%					
7D	3%	3%	1%	1%	1%	3%					
90D	5%	9%	2%	-4%	-5%	-9%					
365D	26%	29%	7%	9%	6%	-1%					

10-Year Treasury Yields							Commodities & FX					
	US	Brazil	UK	Germany	Japan	HK						
Last	4.60%	14.64%	4.67%	2.38%	1.10%	3.69%	Last	70.3	3.43	0	0.96	157.8
1d Chg	0.02	-0.08	0.07	0.05	0.00	-0.06	1d % Chg	1.0%	3.4%	45.3%	-0.2%	-0.1%

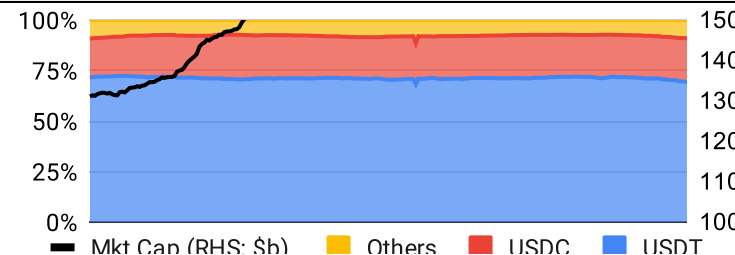
Volatility

Annualized Volatility							Rolling 3M Annualized Volatility, LTM			
	BTC	ETH	XRP	BNB	SOL	DOGE				
30D	45%	65%	145%	71%	70%	90%				
90D	50%	67%	123%	54%	74%	120%				
180D	52%	68%	102%	55%	79%	102%				
365D	54%	65%	84%	58%	82%	103%				

Correlations

Intra-Crypto Correlations, LTM							Rolling 3M Correlations, LTM				
	BTC	ETH	XRP	BNB	SOL	DOGE					
BTC											
ETH	0.80										
XRP	0.44	0.43									
BNB	0.63	0.62	0.30								
SOL	0.74	0.69	0.39	0.58							
DOGE	0.77	0.66	0.44	0.50	0.62						

Stablecoins

Stablecoin Market Size and Volume, \$m					Stablecoin Dominance (LHS) & Market Cap \$b (RHS), LTM	
Ticker	Price	1d Vol	20d Avg Vol	Market Cap		
USDT	1.00	102,808	160,712	139,266		
USDC	1.00	6,457	10,044	43,566		
USDe	1.00	113	132	5,907		
DAI	1.00	99	146	5,365		
USDO	1.00			1,752		
USDD	1.00	2	3	757		

Ethereum Mainnet & Layer 2s

Mainnet & Layer 2 Transactions (m/day) and L2 TVL (\$m)					Transactions (m/day), Rolling 90-Day Average, LTM					
Network	1d	30d Avg	TVL	Tech Type						
Base	7.8	245.8		Optimistic Rollup						
Taiko	1.8	96.6		Optimistic Rollup						
Arbitrum One	1.8	66.7		Optimistic Rollup						
World Chain	1.4	42.7								
Ethereum	1.2	38.6	-	mainnet						
OP Mainnet	0.8	31.5		Optimistic Rollup						
Blast	0.3	13.0		Optimistic Rollup						
Lisk	0.5	9.5		Optimistic Rollup						
Mint	0.3	7.1		Optimistic Rollup						
Starknet	0.2	6.1		ZK Rollup						

Layer 2 Token Performance & Market Cap (\$b)					
	MNT	ARB	X	OP	STX
24h Return	+3.28%	+4.03%	+5.85%	+4.58%	+2.38%
Market Cap	\$ 4.11	\$ 3.31	\$ 2.85	\$ 2.54	\$ 2.43

NFTs and DAOs

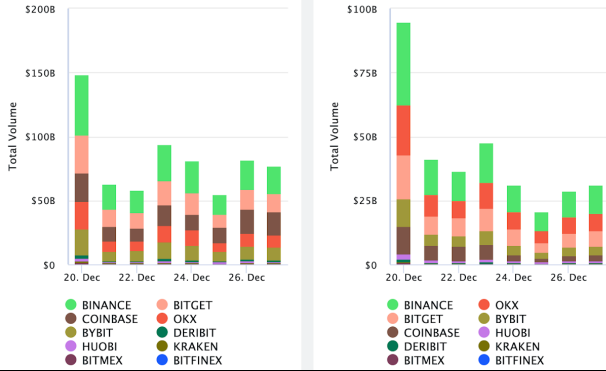
NFT Collection Stats (\$; Volume, MC in \$m)						DAO Treasury Amount (\$m) and Composition					
Collection	Floor	% Listed	3M Ret.	3M Vol	Market Cap	DAO	Treasury	Stables	BTC/ETH	Own Tokens	Other
CryptoPunks	121,873	41%	70%	151,361	1,200	Uniswap	5,633	0%	0%	100%	0%
Pudgy Penguins	80,117	56%	194%	329,101	712	Mantle	4,028	1%	6%	91%	2%
Bored Ape Yacht C	58,550	54%	105%	96,133	586	Optimism	3,798	0%	0%	100%	0%
Azuki	41,166	41%	178%	108,458	412	ENS	2,468	1%	7%	92%	1%
Autoglyphs	441,713	32%	67%	513	226	Arbitrum	2,236	0%	1%	99%	0%
Mutant Ape Yacht	10,772	60%	126%	57,359	210	Ethereum	919	0%	100%	0%	0%
Doodles	20,998	40%	388%	60,992	210	CoWSwap	498	0%	1%	96%	2%
Lil Pudgys	8,799	43%	278%	130,578	191	Golem	453	0%	89%	11%	0%
Space Doodles	25,038	23%	446%	1,189	178	Gnosis	434	6%	4%	61%	29%
Chromie Squiggle	15,900	28%	62%	3,701	159	Merit Circle	390	5%	1%	93%	2%

Crypto News

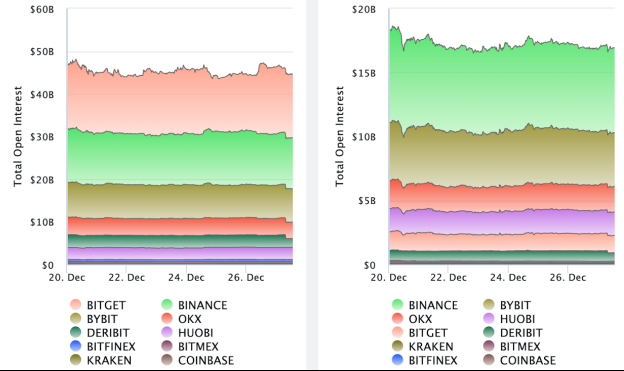
- [Bitcoin Rally Fizzles as Token's Record-Breaking Year Winds Down - Yahoo Finance](#)
- [KULR Technology Makes Bold \\$21M Bitcoin Investment, Acquires 217 BTC at \\$96.5K Average - StockTitan](#)
- [Trump's crypto embrace overshadows new EU digital assets rules - Financial Times](#)
- [US stock futures edge lower after muted Wall Street close - Investing.com](#)
- [Bitcoin Rally Fizzles as Token's Record-Breaking Year Winds Down - Bloomberg](#)
- [Post-Christmas miracle as Bitcoin ETFs clinch inflow after 4-day bleed - Cointelegraph](#)
- [Holiday memecoin mayhem! - Blockworks](#)
- [SEC commissioners say agency may move away from enforcement actions - Blockworks](#)
- [5 crypto predictions for 2025 - Blockworks](#)

Crypto Futures

Futures Volume (BTC LHS ; ETH RHS), 1d



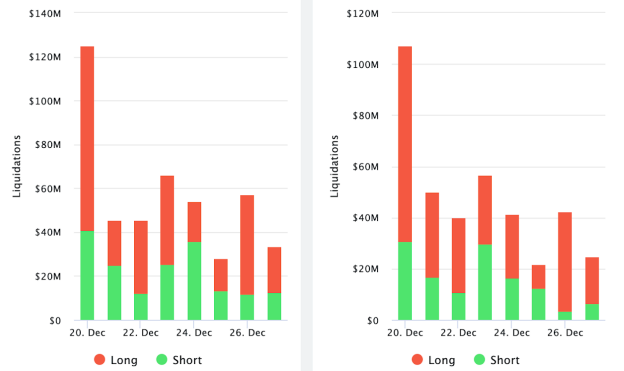
Futures Open Interest (BTC LHS ; ETH RHS)



OI Weighted Funding Rate (BTC LHS ; ETH RHS), 1d

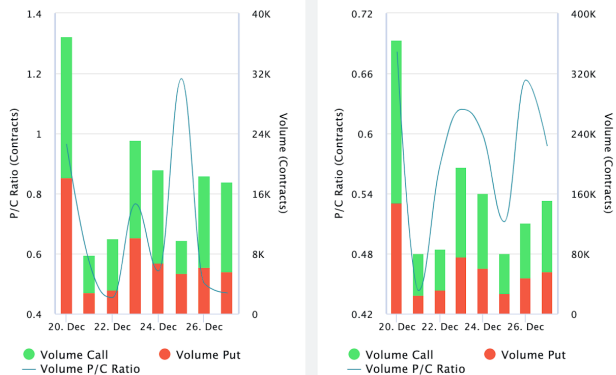


Liquidations (BTC LHS ; ETH RHS), 1d



Crypto Options

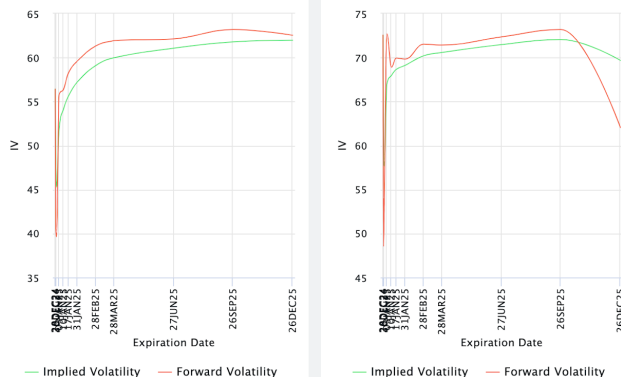
Options Volume & Put/Call Ratio (BTC LHS ; ETH RHS), 1d



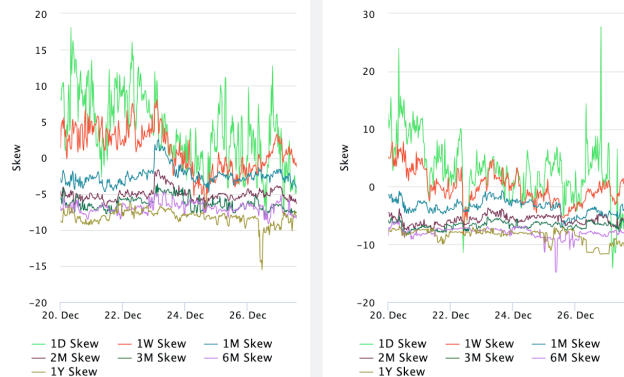
ATM Implied Volatility (BTC LHS ; ETH RHS)



ATM Implied Vol Term Structure (BTC LHS ; ETH RHS)



25 Delta Skew (BTC LHS ; ETH RHS)





December 27, 2024

About GSR

GSR has over a decade of extensive experience in the crypto market, serving as a trusted liquidity provider and active, multi-stage investor. Our suite of services includes OTC Trading, Derivatives, and Market Making. GSR is actively involved in every major sector of the digital asset ecosystem, working with token issuers, institutional investors, miners, and leading trading venues.

For more information or if we can help with anything, please see gsr.io or contact us at gsr@gsr.io.

Follow GSR for more content: [Twitter](#) [Telegram](#) [LinkedIn](#)

Authors

Brian Rudick, Senior Strategist	Twitter	Telegram
Carlos Guzman, Research Analyst	Twitter	Telegram
Toe Bautista, Research Analyst	Twitter	Telegram

Required Disclosures

This material is provided by GSR (the "Firm") solely for informational purposes, is intended only for sophisticated, institutional investors and does not constitute an offer or commitment, a solicitation of an offer or commitment, or any advice or recommendation, to enter into or conclude any transaction (whether on the terms shown or otherwise), or to provide investment services in any state or country where such an offer or solicitation or provision would be illegal. The Firm is not and does not act as an advisor or fiduciary in providing this material. GSR is not authorised or regulated in the UK by the Financial Conduct Authority. The protections provided by the UK regulatory system will not be available to you. Specifically, information provided herein is intended for institutional persons only and is not suitable for retail persons in the United Kingdom, and no solicitation or recommendation is being made to you in regards to any products or services.

This material is not a research report, and not subject to any of the independence and disclosure standards applicable to research reports prepared pursuant to FINRA or CFTC research rules. This material is not independent of the Firm's proprietary interests, which may conflict with the interests of any counterparty of the Firm. The Firm trades instruments discussed in this material for its own account, may trade contrary to the views expressed in this material, and may have positions in other related instruments.

Information contained herein is based on sources considered to be reliable, but is not guaranteed to be accurate or complete. Any opinions or estimates expressed herein reflect a judgment made by the author(s) as of the date of publication, and are subject to change without notice. Trading and investing in digital assets involves significant risks including price volatility and illiquidity and may not be suitable for all investors. The Firm is not liable whatsoever for any direct or consequential loss arising from the use of this material. Copyright of this material belongs to GSR. Neither this material nor any copy thereof may be taken, reproduced or redistributed, directly or indirectly, without prior written permission of GSR

Notes & Sources

All options data is based on Deribit and derivatives graphics are from Laevidas. Market returns are based on price returns for the following ETFs: VOO, QQQ, EWU, EWG, EWJ, and EWH. Onchain volumes are not considered and thus certain token volumes may be understated (e.g., stETH).

CoinGecko	Santiment	DefiLlama	CoinMarketCap	Laevidas
L2Beat	Google Finance	TradingView	Deribit	WorldCoinIndex
Cryptorank	Investing.com	NFT Price Floor	CryptoSlate	