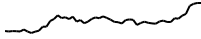
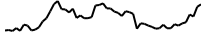



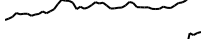







Crypto Leaderboard

Rank	Name	Ticker	Price	24h	7d	30d	24h Vol \$m	MC \$m	1-Year Chart
1	Bitcoin	BTC	\$95,967	0%	0%	42%	85,305	1,899,639	
2	Ethereum	ETH	\$3,800	6%	4%	59%	42,855	456,956	
3	XRP Ledger	XRP	\$2.56	3%	75%	411%	26,236	146,108	
4	Tether	USDT	\$1.00	0%	0%	0%	127,979	134,722	
5	BNB	BNB	\$764	19%	19%	39%	7,076	111,610	
6	Solana	SOL	\$234	4%	-4%	48%	9,708	110,979	
7	Dogecoin	DOGE	\$0.41	1%	3%	162%	8,035	60,701	
8	Cardano	ADA	\$1.2	0%	19%	269%	2,938	42,920	
9	USD Coin	USDC	\$1.00	0%	0%	0%	9,377	40,076	
10	Lido stETH	STETH	\$3,807	6%	4%	59%	103	37,268	

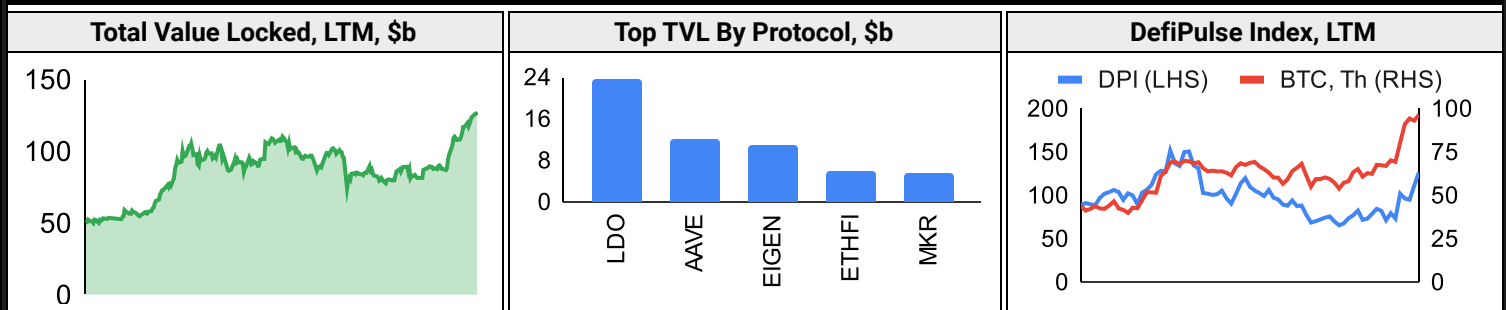
Top & Bottom Performers - Top 100 Tokens

24h		7 Days		30 Days		90 Days		365 Days	
TRX	46%	IOTA	118%	HBAR	601%	VIRTUAL	5490%	OM	15644%
HYPE	29%	HBAR	110%	XLM	458%	HBAR	518%	PEPE	1231%
EOS	26%	VIRTUAL	85%	XRP	411%	XLM	463%	JASMY	606%
SAND	24%	TRX	76%	IOTA	387%	XRP	372%	SUI	472%
SUI	-3%	WBTC	0%	USDT	0%	USDT	0%	FDUSD	0%
ALGO	-7%	WBT	-1%	FDUSD	0%	FDUSD	0%	POL	-8%
HBAR	-8%	BONK	-2%	DAI	0%	DAI	0%	LDO	-9%
IOTA	-11%	SOL	-4%	USDC	0%	USDC	0%	TIA	-15%

Category Performance

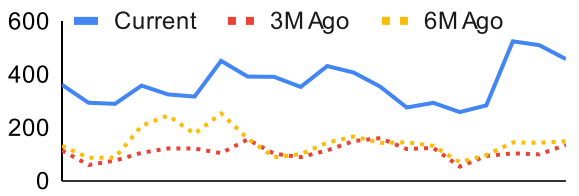
Category	7d	30d	90d	180d	365d	Ecosystem	7d	30d	90d	180d	365d
Currency	29%	180%	177%	135%	152%	Ethereum	42%	172%	151%	64%	49%
Gaming/Entertai	36%	164%	162%	41%	46%	Avalanche	30%	130%	123%	44%	83%
Privacy	37%	161%	141%	77%	78%	Polygon	30%	128%	119%	26%	56%
Smart Contract	32%	156%	160%	77%	131%	Polkadot	26%	120%	116%	18%	59%
DEX	29%	143%	148%	57%	108%	Tron	56%	108%	87%	158%	251%
Scaling	25%	138%	130%	16%	55%	Cosmos	16%	99%	106%	14%	68%
IoT/Data/Comp.	36%	137%	122%	41%	100%	BSC	27%	98%	95%	11%	64%
Other DeFi	36%	126%	111%	35%	73%	Solana	14%	90%	95%	27%	119%
Lending	23%	92%	95%	36%	79%						
Meme	7%	87%	158%	49%	222%						
CEXs	15%	77%	90%	51%	81%						

DeFi

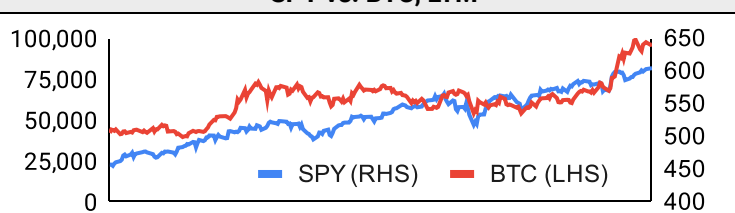


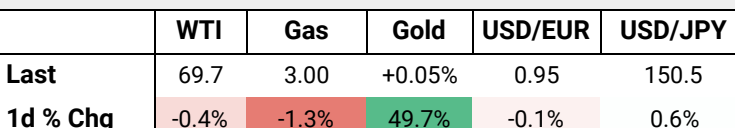
Trading Volume

Aggregate Volumes by Product, \$b					Top Derivatives Exchanges, \$m and bps				Top Spot Exchanges, \$m			
Product	1d	7d	30d	O/I	Exchange	1d Vol	O/I	Mkr	Tkr	Exchange	Mkts	1d Vol
Spot	146	702.48	3180	n/a	Binance	127,276	37,315	2.0	4.0	Binance	1,704	50,163
Perpetuals	304	1,770	9,060	933	Bybit	49,225	27,040	2.0	5.5	Bybit	1,068	9,902
Futures	0	2	12	1	OKX	44,336	11,270	2.0	5.0	Coinbase	412	7,631
Options	3	18	122	n/a	Bitget	35,789	20,612	2.0	6.0	OKX	798	7,908

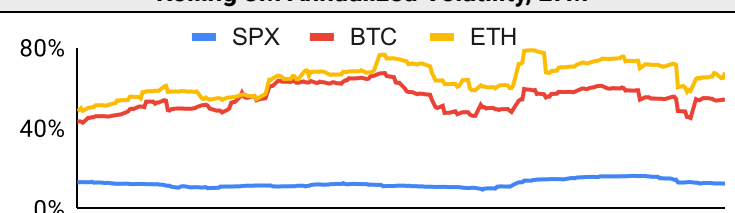
Daily Spot Volume, Top 100 Tokens Last 20d, \$b		Top Volume, 1d, \$m		Top Volume, %20d Avg		Low Volume, %20d Avg	
		USDT	210,733	TRX	669%	RETH	29%
		BTC	61,520	IOTA	594%	BONK	49%
		ETH	44,016	EOS	402%	XLM	52%
		XRP	24,091	OKB	338%	DOGE	70%
		TRX	14,396	BTT	324%	OM	72%

Traditional Finance

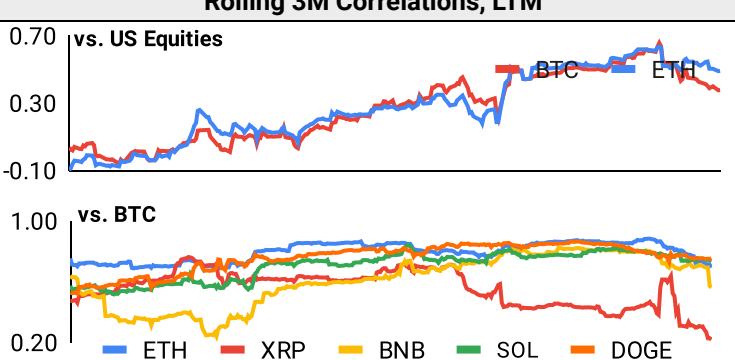
Global Equity Markets							SPY vs. BTC, LTM				
	US	USGrwth	UK	Germany	Japan	HK					
1D	0%	0%	0%	0%	1%	1%					
7D	1%	1%	1%	3%	5%	2%					
90D	10%	12%	10%	1%	2%	10%					
365D	32%	34%	20%	14%	15%	4%					

10-Year Treasury Yields							Commodities & FX					
	US	Brazil	UK	Germany	Japan	HK						
Last	4.24%	13.73%	4.30%	2.08%	1.05%	3.25%	Last	WTI	Gas	Gold	USD/EUR	USD/JPY
1d Chg	0.02	-0.06	0.06	0.02	0.00	-0.06	1d % Chg	-0.4%	-1.3%	49.7%	-0.1%	0.6%

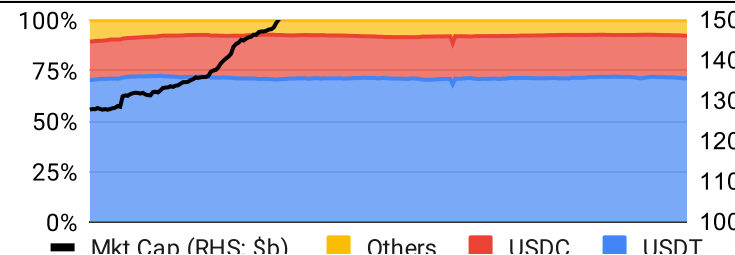
Volatility

Annualized Volatility							Rolling 3M Annualized Volatility, LTM			
	BTC	ETH	XRP	BNB	SOL	DOGE				
30D	61%	80%	157%	67%	86%	156%				
90D	47%	62%	112%	50%	69%	112%				
180D	51%	64%	96%	54%	78%	98%				
365D	53%	64%	81%	59%	86%	101%				

Correlations

Intra-Crypto Correlations, LTM							Rolling 3M Correlations, LTM				
	BTC	ETH	XRP	BNB	SOL	DOGE					
BTC											
ETH	0.79										
XRP	0.44	0.42									
BNB	0.59	0.58	0.25								
SOL	0.71	0.65	0.37	0.50							
DOGE	0.77	0.64	0.44	0.45	0.60						

Stablecoins

Stablecoin Market Size and Volume, \$m					Stablecoin Dominance (LHS) & Market Cap \$b (RHS), LTM	
Ticker	Price	1d Vol	20d Avg Vol	Market Cap		
USDT	1.00	210,733	164,532	135,097		
USDC	1.00	11,843	10,752	40,148		
DAI	1.00	165	151	5,366		
USDe	1.00	185	184	4,835		
USDD	1.00	3	5	750		
FRAX	1.00	43	17	646		
						■ Mkt Cap (RHS: \$b) ■ Others ■ USDC ■ USDT

Ethereum Mainnet & Layer 2s

Mainnet & Layer 2 Transactions (m/day) and L2 TVL (\$m)					Transactions (m/day), Rolling 90-Day Average, LTM					
Network	1d	30d Avg	TVL	Tech Type						
Base	7.6	227.5		Optimistic Rollup						
Taiko	3.6	120.4		Optimistic Rollup						
Arbitrum One	2.2	69.0		Optimistic Rollup						
Ethereum	1.4	37.4	-	mainnet						
OP Mainnet	1.1	28.3		Optimistic Rollup						
World Chain	1.4	25.5								
Blast	0.4	14.6		Optimistic Rollup						
Linea	0.2	6.4		ZK Rollup						
River	0.2	6.1								
Starknet	0.2	5.9		ZK Rollup						

Layer 2 Token Performance & Market Cap (\$b)					
24h Return	Market Cap				

NFTs and DAOs

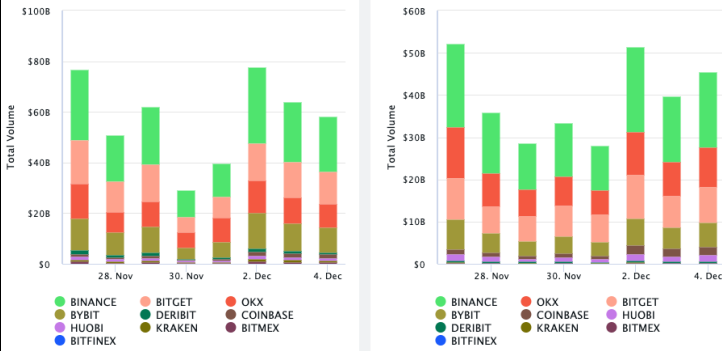
NFT Collection Stats (\$; Volume, MC in \$m)						DAO Treasury Amount (\$m) and Composition					
Collection	Floor	% Listed	3M Ret.	3M Vol	Market Cap	DAO	Treasury	Stables	BTC/ETH	Own Tokens	Other
CryptoPunks	168,831	41%	154%	149,013	1,700	Uniswap	6,288	0%	0%	100%	0%
Bored Ape Yacht C	77,491	54%	190%	71,384	775	Optimism	5,287	0%	0%	100%	0%
Pudgy Penguins	57,797	56%	139%	62,956	514	Mantle	3,423	0%	6%	90%	3%
Mutant Ape Yacht	14,461	60%	217%	44,128	282	Arbitrum	3,263	0%	1%	99%	0%
Autoglyphs	502,461	32%	104%	513	257	ENS	1,281	2%	7%	86%	5%
Milady Maker	24,761	53%	232%	36,113	248	Ethereum	1,004	0%	100%	0%	0%
Chromie Squiggle	24,367	28%	171%	3,234	244	Golem	527	0%	87%	13%	0%
Azuki	21,823	40%	95%	31,089	218	Gnosis	501	6%	12%	52%	30%
Fidenza by Tyler H	196,451	50%	142%	3,044	196	Merit Circle	471	4%	1%	94%	2%
Bitcoin Puppets	16,122	67%	281%	15,109	161	Lido	375	5%	37%	57%	1%

Crypto News

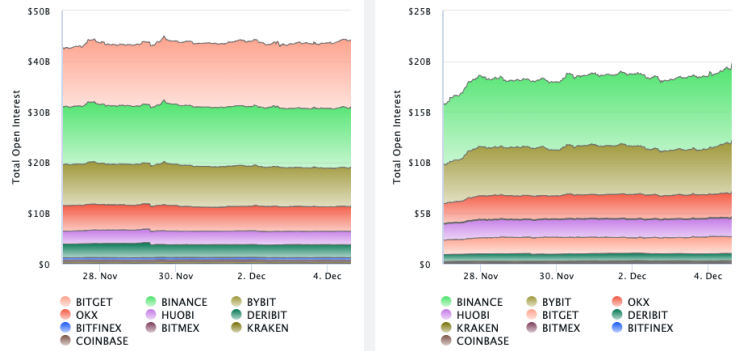
- [Alex Mashinsky: founder of bankrupt crypto firm to plead guilty to fraud - The Guardian](#)
- [WisdomTree Files for Spot XRP ETF With SEC. Becoming Fourth Firm To Seek Approval. Following Cryptocurrency's Price Surge - Yahoo Finance](#)
- [Tron Breezes Past All-Time High After 30% Jump. Justin Sun Says TRX Equals XRP - Bitcoin.com News](#)
- [Congress is back in session. Here's what to expect in these final weeks. - Blockworks](#)
- [Safenet is Safe's bid for an 'onchain VisaNet' - Blockworks](#)
- [El Salvador's platform raises \\$30M via tokenized US Treasury offering - Cointelegraph](#)
- [Martial law causes Bitcoin crash to \\$65K in South Korea — Here's why - Cointelegraph](#)
- [Ripple's RLUSD stablecoin: Here's what you need to know before launch - Cointelegraph](#)
- [PancakeSwap introduces no-code token creation platform on BNB Chain - Cointelegraph](#)

Crypto Futures

Futures Volume (BTC LHS ; ETH RHS), 1d



Futures Open Interest (BTC LHS ; ETH RHS)



OI Weighted Funding Rate (BTC LHS ; ETH RHS), 1d



Liquidations (BTC LHS ; ETH RHS), 1d

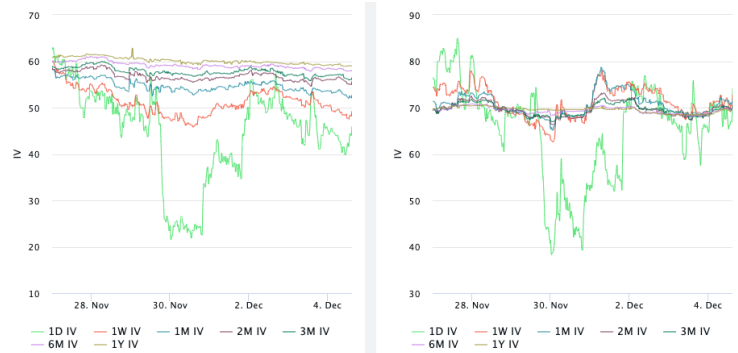


Crypto Options

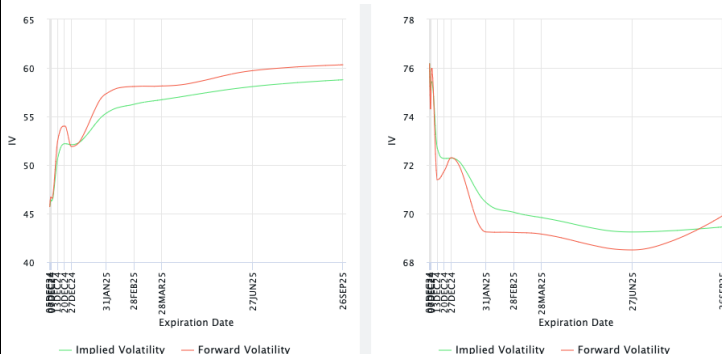
Options Volume & Put/Call Ratio (BTC LHS ; ETH RHS), 1d



ATM Implied Volatility (BTC LHS ; ETH RHS)



ATM Implied Vol Term Structure (BTC LHS ; ETH RHS)



25 Delta Skew (BTC LHS ; ETH RHS)





December 4, 2024

About GSR

GSR has over a decade of extensive experience in the crypto market, serving as a trusted liquidity provider and active, multi-stage investor. Our suite of services includes OTC Trading, Derivatives, and Market Making. GSR is actively involved in every major sector of the digital asset ecosystem, working with token issuers, institutional investors, miners, and leading trading venues.

For more information or if we can help with anything, please see gsr.io or contact us at gsr@gsr.io.

Follow GSR for more content: [Twitter](#) [Telegram](#) [LinkedIn](#)

Authors

Brian Rudick, Senior Strategist	Twitter	Telegram
Carlos Guzman, Research Analyst	Twitter	Telegram
Toe Bautista, Research Analyst	Twitter	Telegram

Required Disclosures

This material is provided by GSR (the "Firm") solely for informational purposes, is intended only for sophisticated, institutional investors and does not constitute an offer or commitment, a solicitation of an offer or commitment, or any advice or recommendation, to enter into or conclude any transaction (whether on the terms shown or otherwise), or to provide investment services in any state or country where such an offer or solicitation or provision would be illegal. The Firm is not and does not act as an advisor or fiduciary in providing this material. GSR is not authorised or regulated in the UK by the Financial Conduct Authority. The protections provided by the UK regulatory system will not be available to you. Specifically, information provided herein is intended for institutional persons only and is not suitable for retail persons in the United Kingdom, and no solicitation or recommendation is being made to you in regards to any products or services.

This material is not a research report, and not subject to any of the independence and disclosure standards applicable to research reports prepared pursuant to FINRA or CFTC research rules. This material is not independent of the Firm's proprietary interests, which may conflict with the interests of any counterparty of the Firm. The Firm trades instruments discussed in this material for its own account, may trade contrary to the views expressed in this material, and may have positions in other related instruments.

Information contained herein is based on sources considered to be reliable, but is not guaranteed to be accurate or complete. Any opinions or estimates expressed herein reflect a judgment made by the author(s) as of the date of publication, and are subject to change without notice. Trading and investing in digital assets involves significant risks including price volatility and illiquidity and may not be suitable for all investors. The Firm is not liable whatsoever for any direct or consequential loss arising from the use of this material. Copyright of this material belongs to GSR. Neither this material nor any copy thereof may be taken, reproduced or redistributed, directly or indirectly, without prior written permission of GSR

Notes & Sources

All options data is based on Deribit and derivatives graphics are from Laevidas. Market returns are based on price returns for the following ETFs: VOO, QQQ, EWU, EWG, EWJ, and EWH. Onchain volumes are not considered and thus certain token volumes may be understated (e.g., stETH).

CoinGecko	Santiment	DefiLlama	CoinMarketCap	Laevidas
L2Beat	Google Finance	TradingView	Deribit	WorldCoinIndex
Cryptorank	Investing.com	NFT Price Floor	CryptoSlate	