
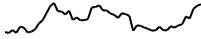



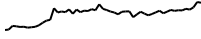







Crypto Leaderboard

Rank	Name	Ticker	Price	24h	7d	30d	24h Vol \$m	MC \$m	1-Year Chart
1	Bitcoin	BTC	\$103,171	7%	8%	49%	172,847	2,041,819	
2	Ethereum	ETH	\$3,934	5%	10%	62%	69,460	473,867	
3	Tether	USDT	\$1.00	0%	0%	0%	269,617	136,210	
4	XRP Ledger	XRP	\$2.34	-9%	51%	354%	28,973	133,447	
5	Solana	SOL	\$240	3%	1%	44%	11,285	114,291	
6	BNB	BNB	\$729	-6%	11%	29%	4,691	106,365	
7	Dogecoin	DOGE	\$0.45	9%	12%	164%	18,363	66,200	
8	Cardano	ADA	\$1.21	1%	16%	260%	3,861	43,377	
9	USD Coin	USDC	\$1.00	0%	0%	0%	22,020	40,448	
10	Lido stETH	STETH	\$3,931	5%	9%	62%	205	38,675	

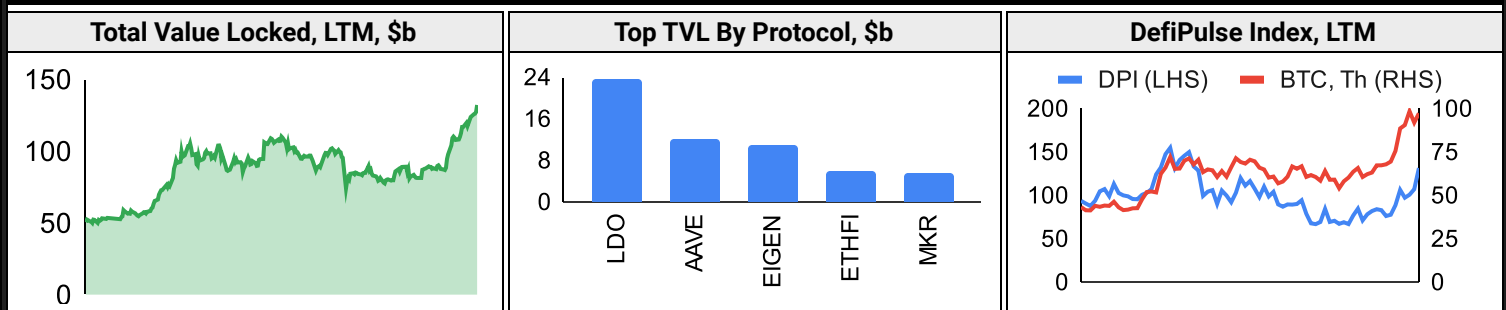
Top & Bottom Performers - Top 100 Tokens

24h		7 Days		30 Days		90 Days		365 Days	
JASMY	21%	IOTA	111%	HBAR	539%	VIRTUAL	5710%	OM	15973%
SUI	17%	HBAR	103%	XLM	422%	HBAR	525%	PEPE	1395%
HYPE	16%	JASMY	93%	XRP	354%	XLM	453%	JASMY	678%
RENDER	11%	VET	68%	IOTA	340%	SUI	415%	SUI	595%
TRX	-8%	DAI	0%	USDT	0%	USDT	0%	FDUSD	0%
XRP	-9%	FDUSD	0%	DAI	0%	FDUSD	0%	LDO	-4%
KAIA	-9%	USDC	0%	USDC	0%	DAI	0%	TIA	-13%
QNT	-10%	XLM	-2%	FDUSD	0%	USDC	0%	POL	-14%

Category Performance

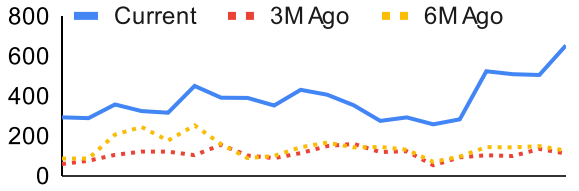
Category	7d	30d	90d	180d	365d	Ecosystem	7d	30d	90d	180d	365d
Currency	29%	170%	184%	137%	152%	Ethereum	42%	152%	150%	64%	50%
Gaming/Entertai	31%	146%	163%	45%	46%	Avalanche	27%	114%	122%	45%	81%
Privacy	34%	146%	145%	82%	76%	Polygon	28%	111%	121%	29%	57%
Smart Contract	31%	142%	163%	78%	127%	Polkadot	24%	108%	119%	23%	60%
IoT/Data/Comp.	34%	123%	124%	43%	81%	Tron	47%	93%	77%	139%	202%
DEX	28%	123%	146%	58%	106%	Cosmos	15%	89%	116%	19%	75%
Scaling	20%	116%	128%	15%	54%	BSC	22%	86%	97%	12%	64%
Other DeFi	32%	111%	117%	40%	79%	Solana	15%	80%	100%	30%	120%
CEXs	26%	89%	115%	68%	84%						
Meme	14%	87%	185%	61%	246%						
Lending	21%	82%	94%	37%	79%						

DeFi

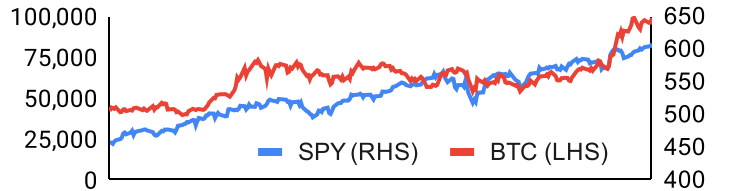


Trading Volume

Aggregate Volumes by Product, \$b					Top Derivatives Exchanges, \$m and bps				Top Spot Exchanges, \$m			
Product	1d	7d	30d	O/I	Exchange	1d Vol	O/I	Mkr	Tkr	Exchange	Mkts	1d Vol
Spot	195	813.45	3560	n/a	Binance	183,339	38,932	2.0	4.0	Binance	1,704	64,009
Perpetuals	527	1,990	9,980	854	Bybit	71,728	28,140	2.0	5.5	Bybit	1,068	14,548
Futures	1	2	14	2	OKX	69,318	12,053	2.0	5.0	Coinbase	414	13,126
Options	7	23	133	n/a	Bitget	59,568	21,510	2.0	6.0	OKX	796	11,413

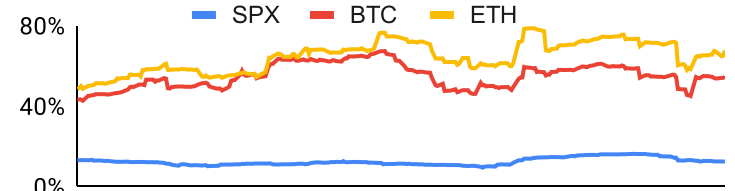
Daily Spot Volume, Top 100 Tokens Last 20d, \$b				Top Volume, 1d, \$m		Top Volume, %20d Avg		Low Volume, %20d Avg	
				USDT	295,188	JASMY	334%	RSETH	38%
				BTC	131,727	TRX	297%	XLM	48%
				ETH	65,250	GALA	271%	RETH	51%
				XRP	25,996	ONDO	266%	OM	69%
				USDC	19,654	STX	255%	BONK	70%

Traditional Finance

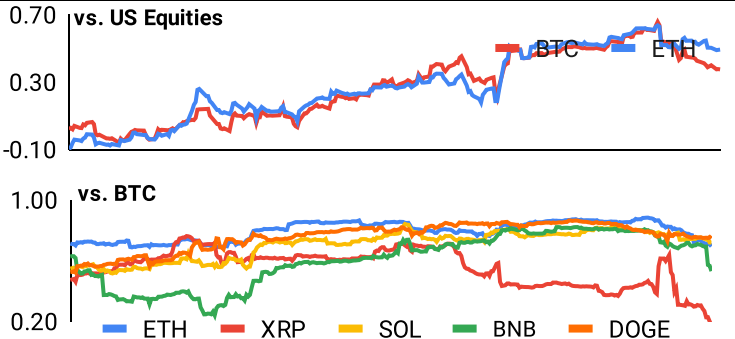
Global Equity Markets							SPY vs. BTC, LTM				
	US	USGrwth	UK	Germany	Japan	HK					
1D	1%	1%	1%	1%	-1%	-1%					
7D	1%	4%	1%	4%	5%	0%					
90D	11%	13%	8%	2%	1%	8%					
365D	33%	35%	20%	15%	15%	6%					

10-Year Treasury Yields							Commodities & FX					
	US	Brazil	UK	Germany	Japan	HK	Last	WTI	Gas	Gold	USD/EUR	USD/JPY
Last	4.21%	13.70%	4.32%	2.11%	1.07%	3.24%	Last	68.9	3.12	0	0.94	150.3
1d Chg	0.03	-0.05	0.07	0.06	0.00	-0.06	1d % Chg	0.5%	2.4%	49.8%	-0.7%	-0.2%

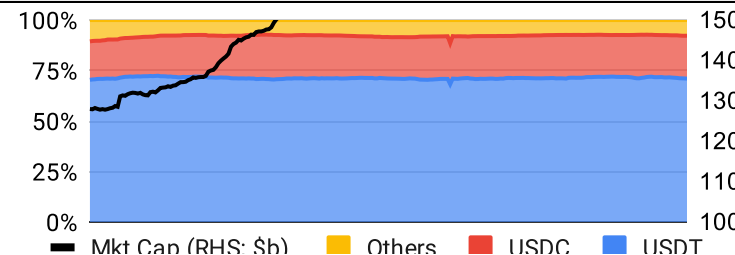
Volatility

Annualized Volatility							Rolling 3M Annualized Volatility, LTM			
	BTC	ETH	XRP	SOL	BNB	DOGE				
30D	62%	80%	164%	86%	67%	155%				
90D	47%	61%	113%	69%	49%	112%				
180D	52%	65%	97%	79%	54%	99%				
365D	53%	64%	81%	86%	59%	101%				

Correlations

Intra-Crypto Correlations, LTM							Rolling 3M Correlations, LTM				
	BTC	ETH	XRP	SOL	BNB	DOGE					
BTC											
ETH	0.79										
XRP	0.43	0.41									
SOL	0.71	0.65	0.37								
BNB	0.59	0.57	0.25	0.50							
DOGE	0.77	0.65	0.43	0.59	0.45						

Stablecoins

Stablecoin Market Size and Volume, \$m					Stablecoin Dominance (LHS) & Market Cap \$b (RHS), LTM	
Ticker	Price	1d Vol	20d Avg Vol	Market Cap		
USDT	1.00	295,188	172,157	135,841		
USDC	1.00	19,654	11,291	40,673		
DAI	1.00	195	154	5,366		
USDe	1.00	153	186	4,874		
USDD	1.00	4	4	749		
FRAX	1.00	26	18	646		

Ethereum Mainnet & Layer 2s

Mainnet & Layer 2 Transactions (m/day) and L2 TVL (\$m)					Transactions (m/day), Rolling 90-Day Average, LTM					
Network	1d	30d Avg	TVL	Tech Type						
Base	8.2	229.6		Optimistic Rollup						
Taiko	3.4	118.9		Optimistic Rollup						
Arbitrum One	2.4	69.4		Optimistic Rollup						
Ethereum	1.3	37.6	-	mainnet						
OP Mainnet	1.1	28.8		Optimistic Rollup						
World Chain	1.4	26.5								
Blast	0.5	14.6		Optimistic Rollup						
Linea	0.2	6.4		ZK Rollup						
River	0.1	6.1								
Starknet	0.2	6.0		ZK Rollup						

Layer 2 Token Performance & Market Cap (\$b)					
DAO	Treasury	Stables	BTC/ETH	Own Tokens	Other
24h Return					
Market Cap					

NFTs and DAOs

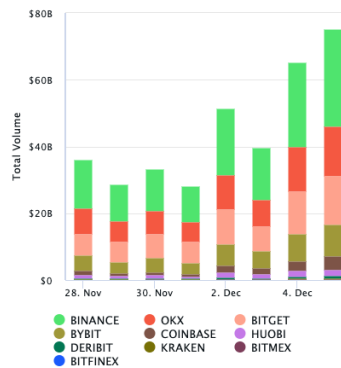
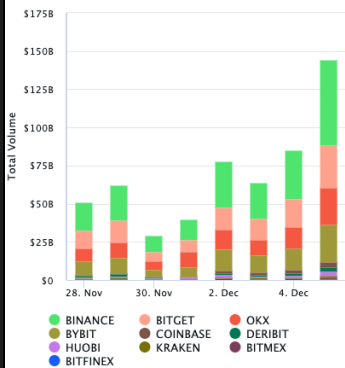
NFT Collection Stats (\$; Volume, MC in \$m)						DAO Treasury Amount (\$m) and Composition					
Collection	Floor	% Listed	3M Ret.	3M Vol	Market Cap	DAO	Treasury	Stables	BTC/ETH	Own Tokens	Other
CryptoPunks	174,056	41%	184%	149,303	1,700	Uniswap	6,256	0%	0%	100%	0%
Bored Ape Yacht C	86,144	54%	234%	74,177	861	Optimism	5,186	0%	0%	100%	0%
Pudgy Penguins	62,232	56%	173%	65,410	553	Mantle	3,595	0%	7%	90%	3%
Mutant Ape Yacht	15,675	60%	271%	45,525	306	Arbitrum	3,354	0%	1%	99%	0%
Autoglyphs	522,117	32%	126%	513	267	ENS	1,281	2%	7%	86%	5%
Milady Maker	25,980	53%	293%	36,267	260	Ethereum	1,060	0%	100%	0%	0%
Chromie Squiggle	24,143	28%	167%	3,245	241	Golem	552	0%	87%	13%	0%
Azuki	23,780	40%	138%	31,602	238	Gnosis	524	5%	12%	52%	31%
Fidenza by Tyler H	202,213	50%	166%	3,233	202	Merit Circle	465	4%	1%	94%	2%
Bitcoin Puppets	16,539	67%	309%	15,204	165	Lido	401	5%	36%	58%	1%

Crypto News

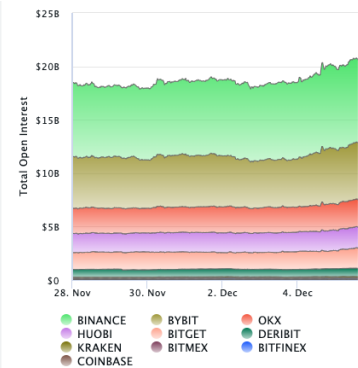
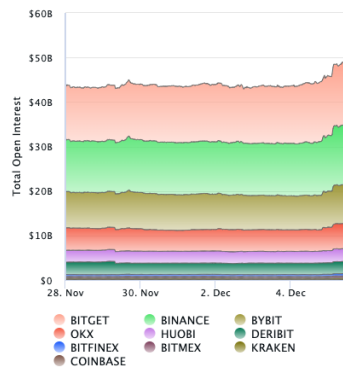
- [Bitcoin storms above \\$100,000 as bets on Trump fuel crypto euphoria - Reuters](#)
- [Bitcoin Price Surges to a Milestone: \\$100,000 - The New York Times](#)
- [Dow closes above 45,000 for first time — prompting rethink of market milestones - MarketWatch](#)
- [Hut 8 to raise up to \\$500M to buy Bitcoin as a strategic reserve asset - Cointelegraph](#)
- [Trump plans to nominate Paul Atkins as SEC chair in crypto-friendly move - CNBC](#)
- [Grayscale excludes staking rewards as it joins SOL ETF filing fray - Blockworks](#)
- [DeFi superapp Fluid is coming for Aave and Uniswap's lunch - Blockworks](#)
- [Squid greases cross-chain liquidity - Blockworks](#)
- [Safenet is Safe's bid for an 'onchain VisaNet' - Blockworks](#)

Crypto Futures

Futures Volume (BTC LHS ; ETH RHS), 1d



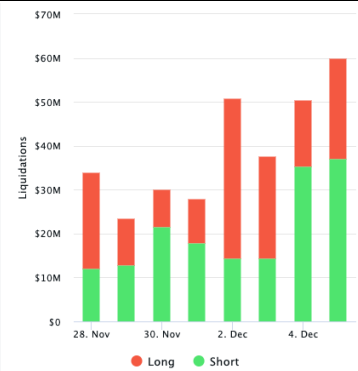
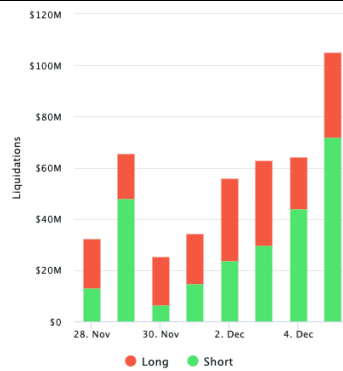
Futures Open Interest (BTC LHS ; ETH RHS)



OI Weighted Funding Rate (BTC LHS ; ETH RHS), 1d

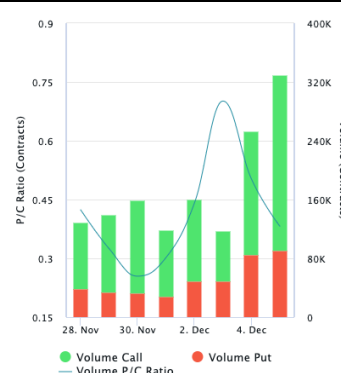
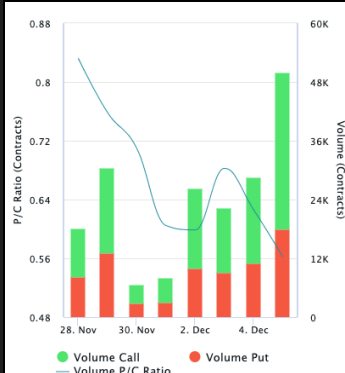


Liquidations (BTC LHS ; ETH RHS), 1d

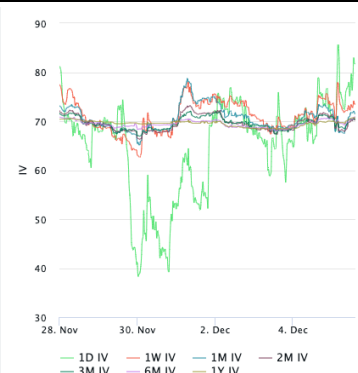


Crypto Options

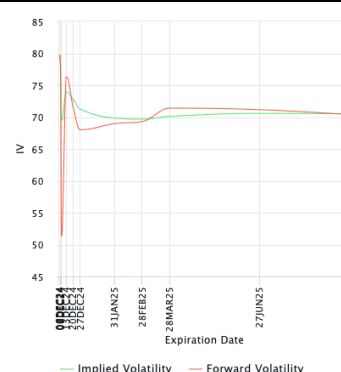
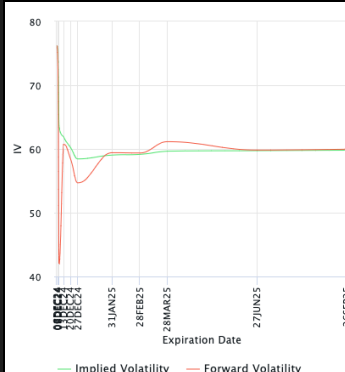
Options Volume & Put/Call Ratio (BTC LHS ; ETH RHS), 1d



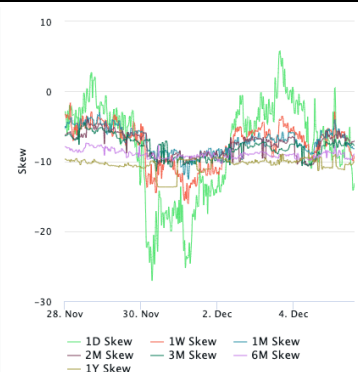
ATM Implied Volatility (BTC LHS ; ETH RHS)



ATM Implied Vol Term Structure (BTC LHS ; ETH RHS)



25 Delta Skew (BTC LHS ; ETH RHS)



About GSR

GSR has over a decade of extensive experience in the crypto market, serving as a trusted liquidity provider and active, multi-stage investor. Our suite of services includes OTC Trading, Derivatives, and Market Making. GSR is actively involved in every major sector of the digital asset ecosystem, working with token issuers, institutional investors, miners, and leading trading venues.

For more information or if we can help with anything, please see gsr.io or contact us at gsr@gsr.io.

Follow GSR for more content: [Twitter](#) [Telegram](#) [LinkedIn](#)

Authors

Brian Rudick, Senior Strategist	Twitter	Telegram
Carlos Guzman, Research Analyst	Twitter	Telegram
Toe Bautista, Research Analyst	Twitter	Telegram

Required Disclosures

This material is provided by GSR (the "Firm") solely for informational purposes, is intended only for sophisticated, institutional investors and does not constitute an offer or commitment, a solicitation of an offer or commitment, or any advice or recommendation, to enter into or conclude any transaction (whether on the terms shown or otherwise), or to provide investment services in any state or country where such an offer or solicitation or provision would be illegal. The Firm is not and does not act as an advisor or fiduciary in providing this material. GSR is not authorized or regulated in the UK by the Financial Conduct Authority. The protections provided by the UK regulatory system will not be available to you. Specifically, information provided herein is intended for institutional persons only and is not suitable for retail persons in the United Kingdom, and no solicitation or recommendation is being made to you in regards to any products or services.

This material is not a research report, and not subject to any of the independence and disclosure standards applicable to research reports prepared pursuant to FINRA or CFTC research rules. This material is not independent of the Firm's proprietary interests, which may conflict with the interests of any counterparty of the Firm. The Firm trades instruments discussed in this material for its own account, may trade contrary to the views expressed in this material, and may have positions in other related instruments.

Information contained herein is based on sources considered to be reliable, but is not guaranteed to be accurate or complete. Any opinions or estimates expressed herein reflect a judgment made by the author(s) as of the date of publication, and are subject to change without notice. Trading and investing in digital assets involves significant risks including price volatility and illiquidity and may not be suitable for all investors. The Firm is not liable whatsoever for any direct or consequential loss arising from the use of this material. Copyright of this material belongs to GSR. Neither this material nor any copy thereof may be taken, reproduced or redistributed, directly or indirectly, without prior written permission of GSR

Notes & Sources

All options data is based on Deribit and derivatives graphics are from Laevidas. Market returns are based on price returns for the following ETFs: VOO, QQQ, EWU, EWG, EWJ, and EWH. Onchain volumes are not considered and thus certain token volumes may be understated (e.g., stETH).

CoinGecko	Santiment	DefiLlama	CoinMarketCap	Laevidas
L2Beat	Google Finance	TradingView	Deribit	WorldCoinIndex
Cryptorank	Investing.com	NFT Price Floor	CryptoSlate	