
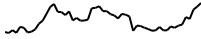



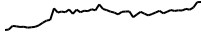







Crypto Leaderboard

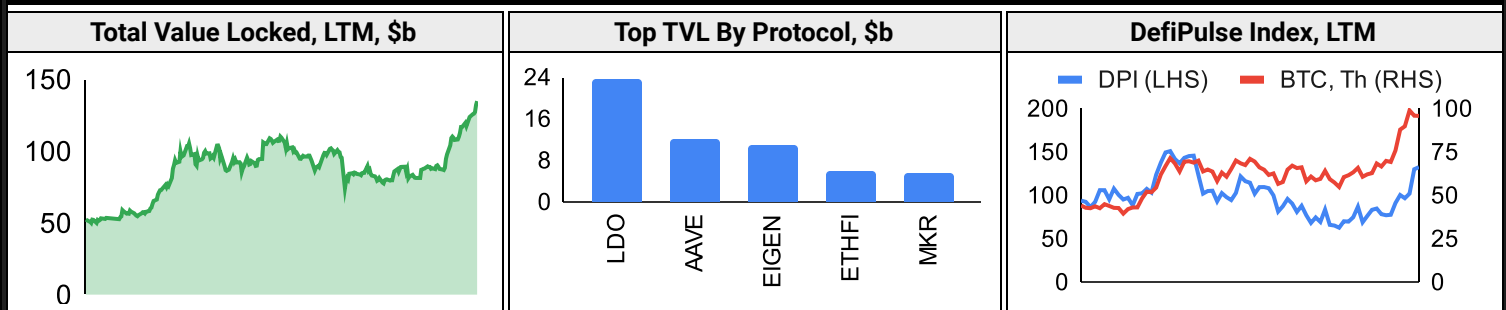
Rank	Name	Ticker	Price	24h	7d	30d	24h Vol \$m	MC \$m	1-Year Chart
1	Bitcoin	BTC	\$101,465	1%	4%	34%	156,538	2,009,328	
2	Ethereum	ETH	\$4,062	5%	13%	50%	62,469	489,342	
3	Tether	USDT	\$1.00	0%	0%	0%	136,765	136,813	
4	XRP Ledger	XRP	\$2.35	-1%	31%	334%	12,933	134,470	
5	Solana	SOL	\$240	1%	-2%	28%	10,780	114,007	
6	BNB	BNB	\$740	2%	13%	25%	3,050	108,071	
7	Dogecoin	DOGE	\$0.44	0%	3%	124%	9,059	64,691	
8	Cardano	ADA	\$1.22	1%	14%	237%	2,801	43,855	
9	USD Coin	USDC	\$1.00	0%	0%	0%	20,148	40,415	
10	Lido stETH	STETH	\$4,060	5%	13%	49%	158	39,930	

Top & Bottom Performers - Top 100 Tokens

24h		7 Days		30 Days		90 Days		365 Days	
DYDX	24%	JASMY	87%	HBAR	528%	VIRTUAL	6427%	OM	15789%
BGB	24%	HBAR	73%	XLM	395%	HBAR	534%	PEPE	1339%
UNI	15%	TRX	55%	VIRTUAL	378%	XLM	442%	JASMY	738%
AAVE	12%	QNT	50%	XRP	334%	ENA	398%	SUI	531%
LTC	-4%	USDC	0%	USDT	0%	USDT	0%	FDUSD	0%
FLR	-5%	SOL	-2%	DAI	0%	FDUSD	0%	TIA	-5%
STAU	-5%	BONK	-7%	USDC	0%	DAI	0%	LDO	-7%
JASMY	-11%	XLM	-12%	FDUSD	0%	USDC	0%	POL	-17%

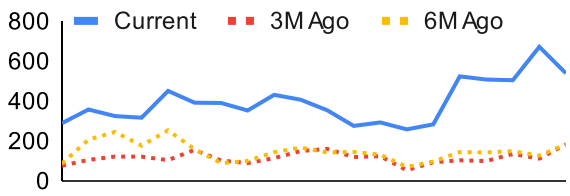
Category Performance

Category	7d	30d	90d	180d	365d	Ecosystem	7d	30d	90d	180d	365d
Currency	20%	149%	179%	131%	147%	Ethereum	54%	139%	172%	79%	58%
Gaming/Entertai	26%	127%	155%	41%	40%	Avalanche	33%	100%	133%	52%	86%
Smart Contract	24%	127%	163%	79%	124%	Polygon	28%	100%	130%	33%	59%
Privacy	33%	123%	140%	78%	71%	Polkadot	23%	98%	125%	27%	63%
DEX	34%	113%	164%	67%	108%	Cosmos	13%	87%	117%	21%	75%
Other DeFi	50%	113%	140%	53%	90%	Tron	41%	79%	69%	129%	208%
IoT/Data/Comp.	29%	104%	122%	41%	78%	BSC	23%	72%	99%	14%	64%
Scaling	25%	103%	134%	21%	49%	Solana	10%	65%	99%	26%	113%
CEXs	23%	75%	133%	65%	83%						
Lending	27%	66%	101%	43%	84%						
Meme	9%	63%	177%	57%	231%						

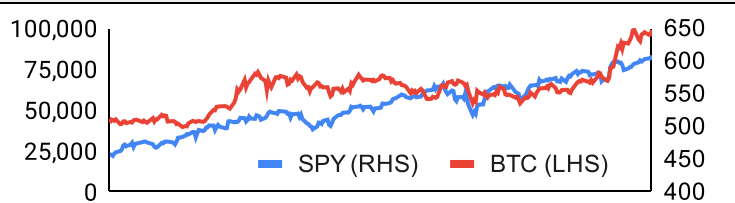
DeFi


Trading Volume

Aggregate Volumes by Product, \$b					Top Derivatives Exchanges, \$m and bps				Top Spot Exchanges, \$m			
Product	1d	7d	30d	O/I	Exchange	1d Vol	O/I	Mkr	Tkr	Exchange	Mkts	1d Vol
Spot	152	855.14	3600	n/a	Binance	149,495	38,833	2.0	4.0	Binance	1,714	49,139
Perpetuals	418	2,060	10,000	889	Bybit	63,772	28,933	2.0	5.5	Bybit	1,074	12,689
Futures	1	2	13	2	OKX	58,694	11,428	2.0	5.0	Coinbase	414	9,397
Options	5	24	127	n/a	Bitget	52,189	21,437	2.0	6.0	OKX	799	9,116

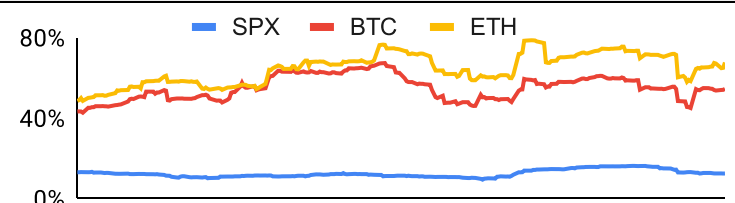
Daily Spot Volume, Top 100 Tokens Last 20d, \$b				Top Volume, 1d, \$m		Top Volume, %20d Avg		Low Volume, %20d Avg	
				USDT	248,224	JASMY	347%	XLM	30%
				BTC	117,064	BGB	343%	RETH	33%
				ETH	59,192	WSTETH	308%	OM	51%
				USDC	17,461	VIRTUAL	183%	BONK	64%
				XRP	13,944	SUI	179%	XTZ	69%

Traditional Finance

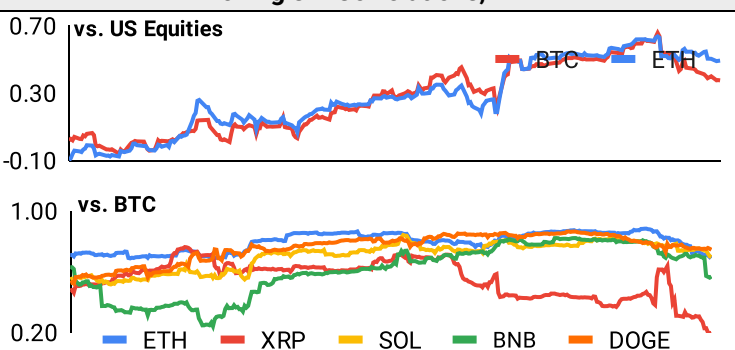
Global Equity Markets							SPY vs. BTC, LTM				
	US	USGrwth	UK	Germany	Japan	HK					
1D	1%	1%	1%	1%	-1%	-1%					
7D	1%	4%	1%	4%	5%	0%					
90D	11%	13%	8%	2%	1%	8%					
365D	33%	35%	20%	15%	15%	6%					

10-Year Treasury Yields							Commodities & FX					
	US	Brazil	UK	Germany	Japan	HK	Last	WTI	Gas	Gold	USD/EUR	USD/JPY
Last	4.16%	13.72%	4.32%	2.11%	1.04%	3.24%	Last	67.2	3.07	0	0.95	150.1
1d Chg	-0.02	0.09	0.04	-0.01	-0.01	-0.06	1d % Chg	-1.6%	-0.2%	48.7%	0.4%	0.0%

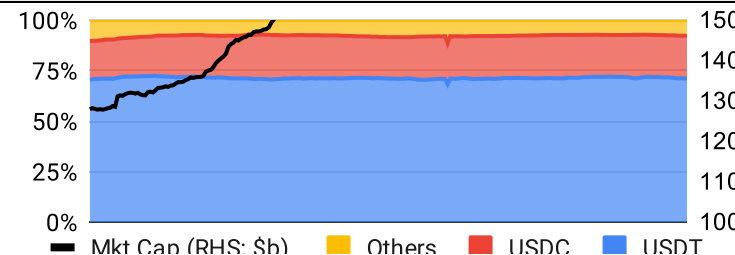
Volatility

Annualized Volatility							Rolling 3M Annualized Volatility, LTM			
	BTC	ETH	XRP	SOL	BNB	DOGE				
30D	56%	74%	166%	76%	67%	150%				
90D	48%	63%	113%	68%	50%	112%				
180D	52%	65%	97%	78%	54%	99%				
365D	53%	64%	81%	85%	59%	101%				

Correlations

Intra-Crypto Correlations, LTM							Rolling 3M Correlations, LTM				
	BTC	ETH	XRP	SOL	BNB	DOGE					
BTC											
ETH	0.80										
XRP	0.44	0.42									
SOL	0.72	0.65	0.37								
BNB	0.60	0.58	0.26	0.50							
DOGE	0.77	0.65	0.43	0.60	0.45						

Stablecoins

Stablecoin Market Size and Volume, \$m					Stablecoin Dominance (LHS) & Market Cap \$b (RHS), LTM	
Ticker	Price	1d Vol	20d Avg Vol	Market Cap		
USDT	1.00	248,224	178,398	136,749		
USDC	1.00	17,461	11,936	40,296		
DAI	1.00	228	161	5,366		
USDe	1.00	249	198	5,210		
USDD	1.00	3	4	740		
FRAX	1.00	22	19	647		
						■ Mkt Cap (RHS: \$b) ■ Others ■ USDC ■ USDT

Ethereum Mainnet & Layer 2s

Mainnet & Layer 2 Transactions (m/day) and L2 TVL (\$m)					Transactions (m/day), Rolling 90-Day Average, LTM					
Network	1d	30d Avg	TVL	Tech Type						
Base	7.7	230.1		Optimistic Rollup						
Taiko	3.4	117.3		Optimistic Rollup						
Arbitrum One	2.5	70.1		Optimistic Rollup						
Ethereum	1.3	37.8	-	mainnet						
OP Mainnet	1.0	29.1		Optimistic Rollup						
World Chain	1.6	27.8								
Blast	0.6	14.6		Optimistic Rollup						
Linea	0.2	6.4		ZK Rollup						
River	0.1	6.2								
Starknet	0.2	6.1		ZK Rollup						

Layer 2 Token Performance & Market Cap (\$b)					
24h Return					
Market Cap					

NFTs and DAOs

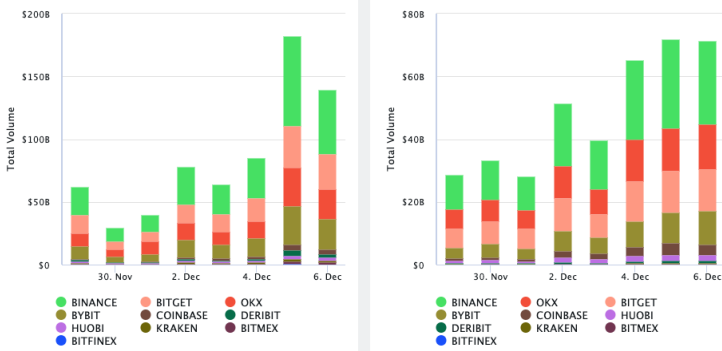
NFT Collection Stats (\$; Volume, MC in \$m)						DAO Treasury Amount (\$m) and Composition					
Collection	Floor	% Listed	3M Ret.	3M Vol	Market Cap	DAO	Treasury	Stables	BTC/ETH	Own Tokens	Other
CryptoPunks	170,600	41%	172%	148,137	1,700	Uniswap	6,848	0%	0%	100%	0%
Bored Ape Yacht C	82,811	54%	219%	77,595	828	Optimism	5,409	0%	0%	100%	0%
Pudgy Penguins	73,732	57%	234%	85,702	655	Mantle	3,740	0%	6%	91%	3%
Mutant Ape Yacht	15,413	60%	260%	46,725	301	Arbitrum	3,499	0%	1%	99%	0%
Autoglyphs	539,894	32%	131%	513	276	ENS	1,281	2%	7%	86%	5%
Milady Maker	25,931	53%	280%	36,517	259	Ethereum	1,083	0%	100%	0%	0%
Azuki	25,119	40%	144%	33,312	251	Golem	552	0%	87%	13%	0%
Chromie Squiggle	22,123	28%	154%	3,318	221	Gnosis	528	6%	12%	52%	30%
Fidenza by Tyler H	194,849	50%	154%	3,233	195	Merit Circle	508	4%	1%	94%	2%
Lil Pudgys	#VALUE!	40%	292%	26,738	162	Lido	404	5%	37%	57%	1%

Crypto News

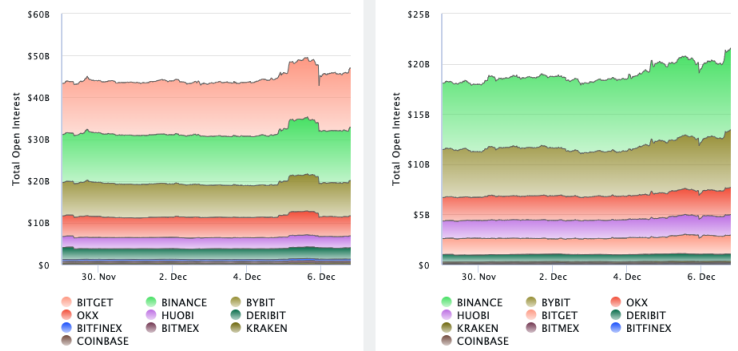
- [US Bitcoin ETFs now hold more BTC than Satoshi Nakamoto - Cointelegraph](#)
- [Bitcoin is now worth more than silver and Saudi Arabia's oil company—and is closing in on Google - Fortune](#)
- [MicroStrategy gives up big gain, turns negative despite bitcoin \\$100,000 milestone - CNBC](#)
- [Hawk Tuah girl: Online star faces crypto coin criticism - BBC.com](#)
- [Trump names former PayPal COO David Sacks as White House 'AI and crypto czar' - The Times of Israel](#)
- [Florida Could Launch Strategic Bitcoin Reserve By Q1 2025 - TheStreet](#)
- [Cryptocurrency trading volume hits \\$10 trillion in November amid regulatory optimism - Mezha.Media](#)
- [Solana Foundation exec departs for 'the most interesting experiment in crypto' - Blockworks](#)
- [What SEC chair nominee Paul Atkins has previously said about crypto - Blockworks](#)

Crypto Futures

Futures Volume (BTC LHS ; ETH RHS), 1d



Futures Open Interest (BTC LHS ; ETH RHS)



OI Weighted Funding Rate (BTC LHS ; ETH RHS), 1d

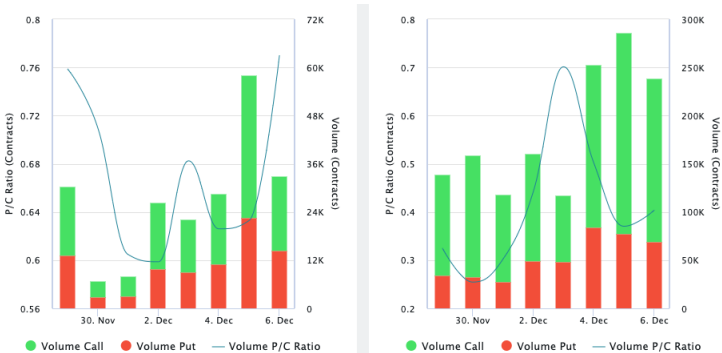


Liquidations (BTC LHS ; ETH RHS), 1d

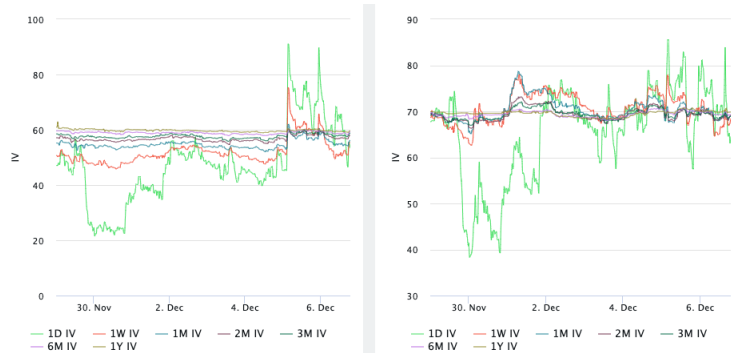


Crypto Options

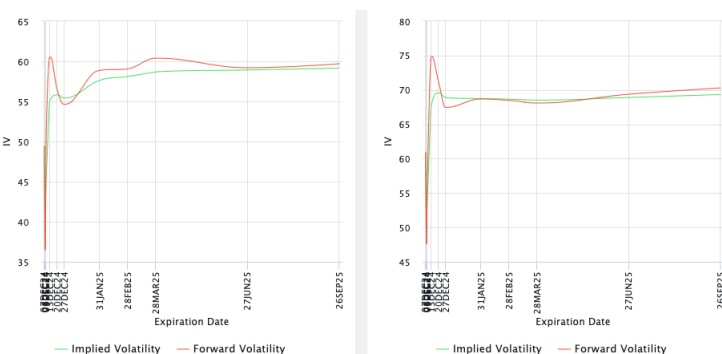
Options Volume & Put/Call Ratio (BTC LHS ; ETH RHS), 1d



ATM Implied Volatility (BTC LHS ; ETH RHS)



ATM Implied Vol Term Structure (BTC LHS ; ETH RHS)



25 Delta Skew (BTC LHS ; ETH RHS)





December 6, 2024

About GSR

GSR has over a decade of extensive experience in the crypto market, serving as a trusted liquidity provider and active, multi-stage investor. Our suite of services includes OTC Trading, Derivatives, and Market Making. GSR is actively involved in every major sector of the digital asset ecosystem, working with token issuers, institutional investors, miners, and leading trading venues.

For more information or if we can help with anything, please see gsr.io or contact us at gsr@gsr.io.

Follow GSR for more content: [Twitter](#) [Telegram](#) [LinkedIn](#)

Authors

Brian Rudick, Senior Strategist	Twitter	Telegram
Carlos Guzman, Research Analyst	Twitter	Telegram
Toe Bautista, Research Analyst	Twitter	Telegram

Required Disclosures

This material is provided by GSR (the "Firm") solely for informational purposes, is intended only for sophisticated, institutional investors and does not constitute an offer or commitment, a solicitation of an offer or commitment, or any advice or recommendation, to enter into or conclude any transaction (whether on the terms shown or otherwise), or to provide investment services in any state or country where such an offer or solicitation or provision would be illegal. The Firm is not and does not act as an advisor or fiduciary in providing this material. GSR is not authorised or regulated in the UK by the Financial Conduct Authority. The protections provided by the UK regulatory system will not be available to you. Specifically, information provided herein is intended for institutional persons only and is not suitable for retail persons in the United Kingdom, and no solicitation or recommendation is being made to you in regards to any products or services.

This material is not a research report, and not subject to any of the independence and disclosure standards applicable to research reports prepared pursuant to FINRA or CFTC research rules. This material is not independent of the Firm's proprietary interests, which may conflict with the interests of any counterparty of the Firm. The Firm trades instruments discussed in this material for its own account, may trade contrary to the views expressed in this material, and may have positions in other related instruments.

Information contained herein is based on sources considered to be reliable, but is not guaranteed to be accurate or complete. Any opinions or estimates expressed herein reflect a judgment made by the author(s) as of the date of publication, and are subject to change without notice. Trading and investing in digital assets involves significant risks including price volatility and illiquidity and may not be suitable for all investors. The Firm is not liable whatsoever for any direct or consequential loss arising from the use of this material. Copyright of this material belongs to GSR. Neither this material nor any copy thereof may be taken, reproduced or redistributed, directly or indirectly, without prior written permission of GSR

Notes & Sources

All options data is based on Deribit and derivatives graphics are from Laevidas. Market returns are based on price returns for the following ETFs: VOO, QQQ, EWU, EWG, EWJ, and EWH. Onchain volumes are not considered and thus certain token volumes may be understated (e.g., stETH).

CoinGecko	Santiment	DefiLlama	CoinMarketCap	Laevidas
L2Beat	Google Finance	TradingView	Deribit	WorldCoinIndex
Cryptorank	Investing.com	NFT Price Floor	CryptoSlate	