
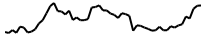



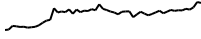

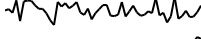





Crypto Leaderboard

Rank	Name	Ticker	Price	24h	7d	30d	24h Vol \$m	MC \$m	1-Year Chart
1	Bitcoin	BTC	\$97,969	-2%	2%	28%	105,962	1,939,877	
2	Ethereum	ETH	\$3,854	-3%	6%	23%	36,492	464,031	
3	Tether	USDT	\$1.00	0%	0%	0%	141,494	137,960	
4	XRP Ledger	XRP	\$2.41	-6%	-11%	331%	13,089	137,421	
5	Solana	SOL	\$225	-5%	0%	13%	6,739	107,320	
6	BNB	BNB	\$722	-2%	12%	16%	2,056	105,366	
7	Dogecoin	DOGE	\$0.44	-6%	3%	100%	9,688	64,419	
8	USD Coin	USDC	\$1.00	0%	0%	0%	13,121	40,826	
9	Cardano	ADA	\$1.13	-5%	-6%	129%	2,214	40,303	
10	Lido stETH	STETH	\$3,855	-3%	6%	23%	165	37,948	

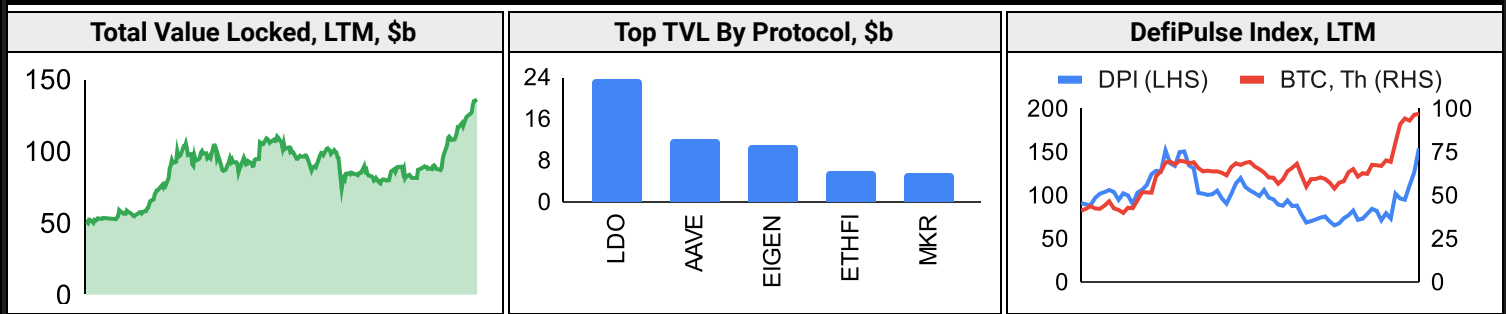
Top & Bottom Performers - Top 100 Tokens

24h		7 Days		30 Days		90 Days		365 Days	
SOS	59%	BGB	62%	HBAR	477%	HBAR	498%	OM	14400%
MOVE	15%	SOS	49%	XLM	347%	XLM	386%	PEPE	1625%
FLOKI	6%	JASMY	39%	XRP	331%	SUI	348%	JASMY	606%
PEPE	5%	PEPE	35%	IOTA	265%	XRP	345%	SUI	495%
TIA	-9%	PYTH	-9%	DAI	0%	FDUSD	0%	LDO	-16%
FET	-9%	XRP	-11%	USDC	0%	DAI	0%	TIA	-23%
KAIA	-12%	FLR	-13%	FDUSD	0%	USDC	0%	POL	-30%
HYPE	-12%	XLM	-15%	USDT	0%	USDT	0%	SOS	-41%

Category Performance

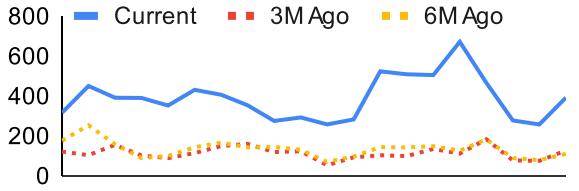
Category	7d	30d	90d	180d	365d	Ecosystem	7d	30d	90d	180d	365d
Currency	2%	131%	153%	128%	130%	Ethereum	24%	109%	139%	79%	47%
Gaming/Entertai	10%	103%	120%	37%	20%	Avalanche	14%	78%	109%	51%	70%
Smart Contract	4%	94%	125%	71%	88%	Polygon	7%	72%	96%	29%	43%
DEX	17%	91%	138%	68%	61%	Polkadot	4%	71%	87%	19%	45%
Privacy	2%	91%	109%	67%	52%	Tron	22%	63%	54%	111%	159%
Meme	41%	86%	241%	106%	283%	Cosmos	8%	59%	83%	15%	58%
IoT/Data/Comp.	2%	76%	91%	35%	59%	BSC	7%	52%	69%	7%	49%
Scaling	6%	68%	99%	15%	33%	Solana	4%	47%	71%	24%	58%
Other DeFi	21%	66%	107%	34%	64%						
CEXs	13%	56%	90%	62%	65%						
Lending	14%	41%	81%	44%	72%						

DeFi

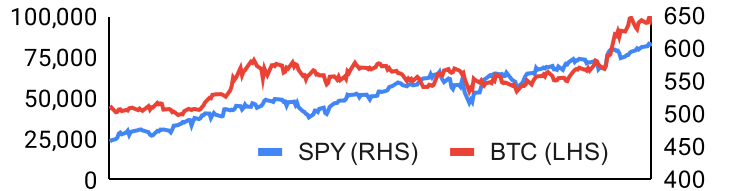


Trading Volume

Aggregate Volumes by Product, \$b					Top Derivatives Exchanges, \$m and bps					Top Spot Exchanges, \$m		
Product	1d	7d	30d	O/I	Exchange	1d Vol	O/I	Mkr	Tkr	Exchange	Mkts	1d Vol
Spot	102	976.31	3580	n/a	Binance	110,236	37,586	2.0	4.0	Binance	1,720	37,486
Perpetuals	278	2,440	9,770	811	Bybit	43,165	27,785	2.0	5.5	Bybit	1,076	8,564
Futures	0	3	13	1	OKX	42,753	11,150	2.0	5.0	Coinbase	414	6,285
Options	3	23	114	n/a	Bitget	35,909	20,861	2.0	6.0	OKX	804	6,171

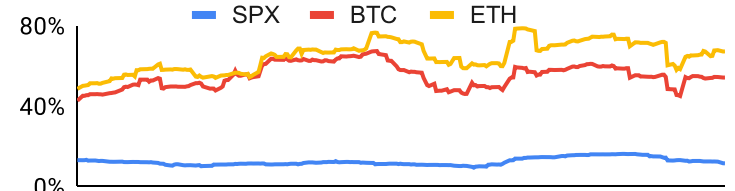
Daily Spot Volume, Top 100 Tokens Last 20d, \$b				Top Volume, 1d, \$m		Top Volume, %20d Avg		Low Volume, %20d Avg	
				USDT	185,598	PEPE	204%	RETH	8%
				BTC	79,130	BGB	183%	XLM	21%
				ETH	35,156	XMR	147%	XTZ	47%
				XRP	14,006	KAS	144%	RSETH	47%
				USDC	11,323	STETH	141%	SAND	49%

Traditional Finance

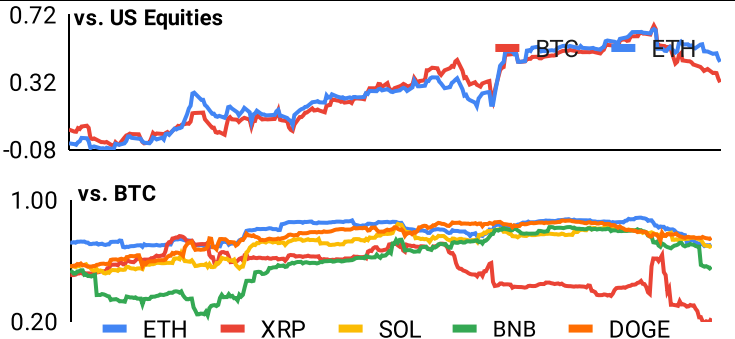
Global Equity Markets							SPY vs. BTC, LTM				
	US	USGrwth	UK	Germany	Japan	HK					
1D	0%	1%	1%	0%	0%	0%					
7D	1%	3%	2%	3%	2%	-1%					
90D	13%	17%	6%	5%	4%	9%					
365D	33%	35%	17%	16%	13%	5%					

10-Year Treasury Yields							Commodities & FX					
	US	Brazil	UK	Germany	Japan	HK	Last	WTI	Gas	Gold	USD/EUR	USD/JPY
Last	4.19%	14.03%	4.31%	2.12%	1.04%	3.23%	Last	68.5	3.20	0	0.95	151.2
1d Chg	0.04	0.00	0.04	0.00	0.00	-0.06	1d % Chg	2.0%	3.9%	50.6%	0.0%	0.8%

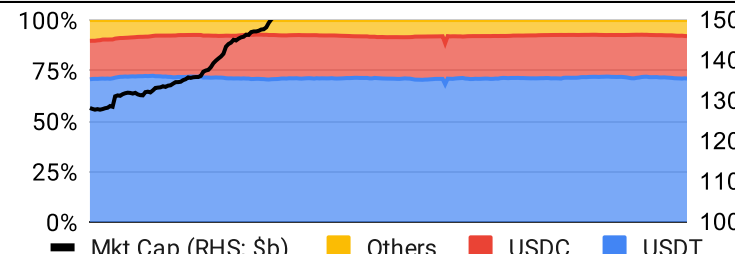
Volatility

Annualized Volatility							Rolling 3M Annualized Volatility, LTM			
	BTC	ETH	XRP	SOL	BNB	DOGE				
30D	57%	70%	172%	77%	66%	151%				
90D	47%	62%	116%	69%	50%	112%				
180D	51%	65%	98%	78%	53%	99%				
365D	53%	64%	82%	85%	59%	101%				


Correlations

Intra-Crypto Correlations, LTM							Rolling 3M Correlations, LTM				
	BTC	ETH	XRP	SOL	BNB	DOGE					
BTC											
ETH	0.80										
XRP	0.44	0.42									
SOL	0.72	0.65	0.37								
BNB	0.59	0.58	0.26	0.50							
DOGE	0.77	0.65	0.43	0.59	0.45						

Stablecoins

Stablecoin Market Size and Volume, \$m					Stablecoin Dominance (LHS) & Market Cap \$b (RHS), LTM	
Ticker	Price	1d Vol	20d Avg Vol	Market Cap		
USDT	1.00	185,598	177,161	138,017		
USDC	1.00	11,323	11,473	40,852		
USDe	1.00	156	185	5,514		
DAI	1.00	201	166	5,365		
USDD	1.00	4	3	740		
FRAX	1.00	21	18	647		

Ethereum Mainnet & Layer 2s

Mainnet & Layer 2 Transactions (m/day) and L2 TVL (\$m)					Transactions (m/day), Rolling 90-Day Average, LTM					
Network	1d	30d Avg	TVL	Tech Type						
Base	8.9	234.0		Optimistic Rollup						
Taiko	4.0	117.9		Optimistic Rollup						
Arbitrum One	1.7	68.4		Optimistic Rollup						
Ethereum	1.2	38.0	-	mainnet						
World Chain	1.3	30.7								
OP Mainnet	1.0	29.4		Optimistic Rollup						
Blast	0.5	13.8		Optimistic Rollup						
River	0.1	6.4								
Linea	0.2	6.4		ZK Rollup						
Starknet	0.1	6.1		ZK Rollup						

NFTs and DAOs

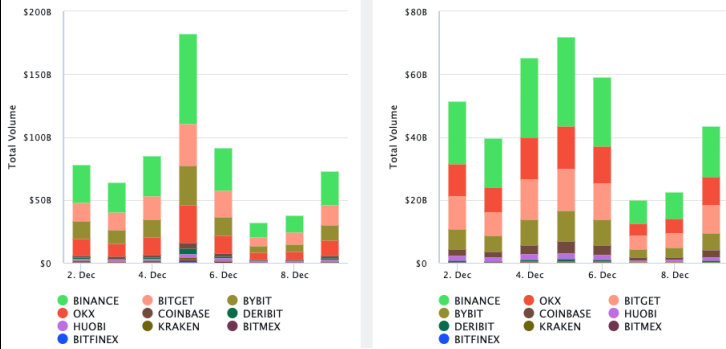
NFT Collection Stats (\$; Volume, MC in \$m)						DAO Treasury Amount (\$m) and Composition					
Collection	Floor	% Listed	3M Ret.	3M Vol	Market Cap	DAO	Treasury	Stables	BTC/ETH	Own Tokens	Other
CryptoPunks	146,531	41%	117%	145,054	1,500	Uniswap	6,932	0%	0%	100%	0%
Pudgy Penguins	85,424	57%	255%	112,386	759	Optimism	5,125	0%	0%	100%	0%
Bored Ape Yacht C	74,037	54%	166%	81,474	740	Mantle	3,799	0%	9%	88%	2%
Azuki	27,383	40%	148%	38,705	274	Arbitrum	3,149	0%	1%	99%	0%
Autoglyphs	512,858	32%	109%	513	263	ENS	2,782	1%	4%	92%	3%
Mutant Ape Yacht	12,725	60%	169%	48,619	248	Ethereum	1,046	0%	100%	0%	0%
Chromie Squiggle	21,401	28%	157%	3,509	214	Golem	520	0%	88%	12%	0%
Milady Maker	21,249	53%	172%	40,165	213	Gnosis	515	6%	12%	53%	30%
Lil Pudgys	9,333	41%	359%	36,636	202	Merit Circle	474	4%	1%	94%	2%
Bitcoin Puppets	18,546	67%	279%	15,290	186	Lido	364	4%	38%	56%	1%

Crypto News

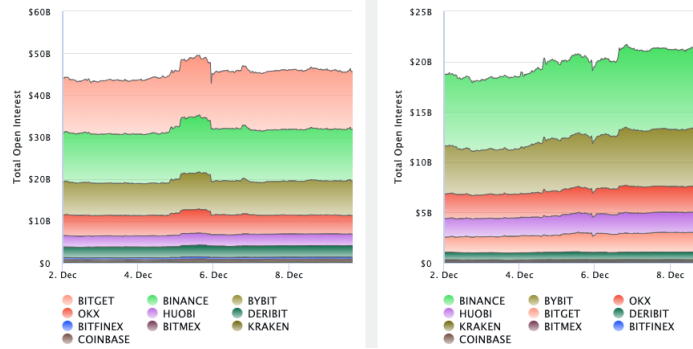
- [El Salvador to scale back bitcoin dreams to seal \\$1.3bn IMF deal - Financial Times](#)
- [Bitcoin, gold and silver are in a strong bull market: Veteran trader explains why - Cointelegraph](#)
- [Bitcoin is 'digital gold,' US Treasury report says - Fox News](#)
- [European Banks Face A Mandatory Digital Euro. Now what? - The Global Treasurer](#)
- [Solana Foundation exec departs for 'the most interesting experiment in crypto' - Blockworks](#)
- [Bitcoin 'Four Meggers': OrdinalsBot Inscribe Largest-Ever File on the OG Blockchain - CoinDesk](#)
- [MicroStrategy Makes Another Large Bitcoin Purchase, Buying 21,550 BTC for \\$2.1B - CoinDesk](#)
- [Jupiter DAO Passes Massive \\$860M 'Jupuary' Airdrop Vote - CoinDesk](#)
- [Crypto Daybook Americas: BTC Hits Mid-Cycle Peak as Retail Interest in Altcoins Soars - CoinDesk](#)

Crypto Futures

Futures Volume (BTC LHS ; ETH RHS), 1d



Futures Open Interest (BTC LHS ; ETH RHS)



OI Weighted Funding Rate (BTC LHS ; ETH RHS), 1d

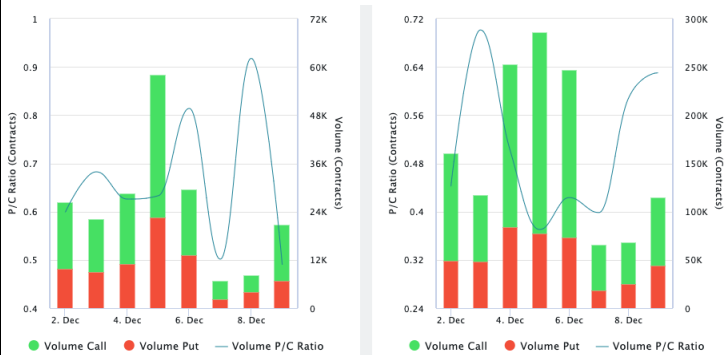


Liquidations (BTC LHS ; ETH RHS), 1d

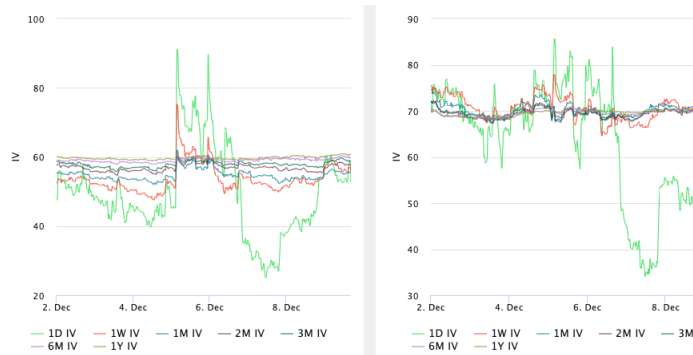


Crypto Options

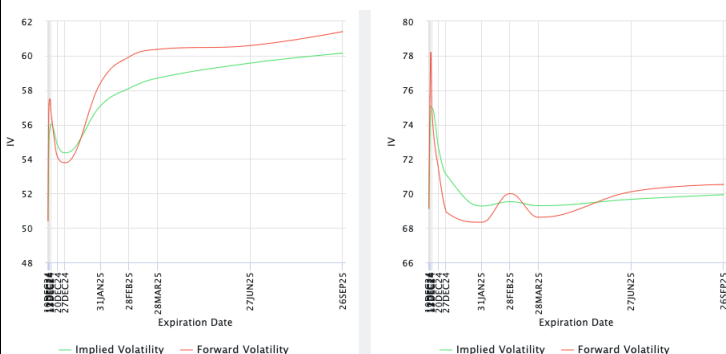
Options Volume & Put/Call Ratio (BTC LHS ; ETH RHS), 1d



ATM Implied Volatility (BTC LHS ; ETH RHS)



ATM Implied Vol Term Structure (BTC LHS ; ETH RHS)



25 Delta Skew (BTC LHS ; ETH RHS)





December 9, 2024

About GSR

GSR has over a decade of extensive experience in the crypto market, serving as a trusted liquidity provider and active, multi-stage investor. Our suite of services includes OTC Trading, Derivatives, and Market Making. GSR is actively involved in every major sector of the digital asset ecosystem, working with token issuers, institutional investors, miners, and leading trading venues.

For more information or if we can help with anything, please see gsr.io or contact us at gsr@gsr.io.

Follow GSR for more content: [Twitter](#) [Telegram](#) [LinkedIn](#)

Authors

Brian Rudick, Senior Strategist	Twitter	Telegram
Carlos Guzman, Research Analyst	Twitter	Telegram
Toe Bautista, Research Analyst	Twitter	Telegram

Required Disclosures

This material is provided by GSR (the "Firm") solely for informational purposes, is intended only for sophisticated, institutional investors and does not constitute an offer or commitment, a solicitation of an offer or commitment, or any advice or recommendation, to enter into or conclude any transaction (whether on the terms shown or otherwise), or to provide investment services in any state or country where such an offer or solicitation or provision would be illegal. The Firm is not and does not act as an advisor or fiduciary in providing this material. GSR is not authorised or regulated in the UK by the Financial Conduct Authority. The protections provided by the UK regulatory system will not be available to you. Specifically, information provided herein is intended for institutional persons only and is not suitable for retail persons in the United Kingdom, and no solicitation or recommendation is being made to you in regards to any products or services.

This material is not a research report, and not subject to any of the independence and disclosure standards applicable to research reports prepared pursuant to FINRA or CFTC research rules. This material is not independent of the Firm's proprietary interests, which may conflict with the interests of any counterparty of the Firm. The Firm trades instruments discussed in this material for its own account, may trade contrary to the views expressed in this material, and may have positions in other related instruments.

Information contained herein is based on sources considered to be reliable, but is not guaranteed to be accurate or complete. Any opinions or estimates expressed herein reflect a judgment made by the author(s) as of the date of publication, and are subject to change without notice. Trading and investing in digital assets involves significant risks including price volatility and illiquidity and may not be suitable for all investors. The Firm is not liable whatsoever for any direct or consequential loss arising from the use of this material. Copyright of this material belongs to GSR. Neither this material nor any copy thereof may be taken, reproduced or redistributed, directly or indirectly, without prior written permission of GSR

Notes & Sources

All options data is based on Deribit and derivatives graphics are from Laevidas. Market returns are based on price returns for the following ETFs: VOO, QQQ, EWU, EWG, EWJ, and EWH. Onchain volumes are not considered and thus certain token volumes may be understated (e.g., stETH).

CoinGecko	Santiment	DefiLlama	CoinMarketCap	Laevidas
L2Beat	Google Finance	TradingView	Deribit	WorldCoinIndex
Cryptorank	Investing.com	NFT Price Floor	CryptoSlate	