



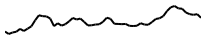




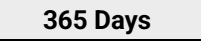



Crypto Leaderboard

Rank	Name	Ticker	Price	24h	7d	30d	24h Vol \$m	MC \$m	1-Year Chart
1	Bitcoin	BTC	\$91,498	-3%	-10%	-10%	38,652	1,814,205	
2	Ethereum	ETH	\$3,080	-6%	-16%	-20%	19,239	371,842	
3	XRP Ledger	XRP	\$2.4	-5%	-1%	0%	6,718	138,307	
4	Tether	USDT	\$1.00	0%	0%	0%	54,158	137,296	
5	BNB	BNB	\$670	-3%	-8%	-6%	820	97,938	
6	Solana	SOL	\$178	-6%	-19%	-19%	4,055	86,064	
7	Dogecoin	DOGE	\$0.32	-5%	-17%	-19%	2,490	47,473	
8	USD Coin	USDC	\$1.00	0%	0%	0%	5,358	45,789	
9	Cardano	ADA	\$0.92	-8%	-16%	-14%	1,099	32,891	
10	Lido stETH	STETH	\$3,076	-6%	-16%	-20%	88	29,575	

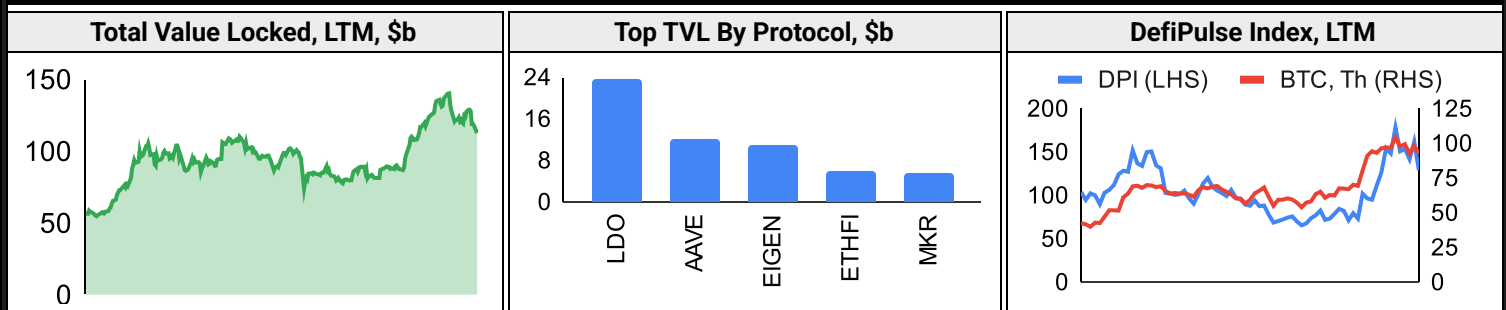
Top & Bottom Performers - Top 100 Tokens

24h		7 Days		30 Days		90 Days		365 Days	
SUSDS	1%	BGB	3%	BGB	108%	VIRTUAL	2914%	OM	5583%
USDO	1%	LEO	1%	GT	33%	BGB	477%	PEPE	1275%
FDUSD	1%	USDC	0%	XDC	17%	HBAR	375%	BGB	957%
USDS	0%	DAI	0%	XRP	0%	XRP	344%	JASMY	450%
PENGU	-11%	WIF	-29%	SEI	-39%	IMX	-27%	LDO	-55%
WLD	-11%	ENA	-31%	ONDO	-40%	TAO	-32%	ARB	-66%
VIRTUAL	-15%	VIRTUAL	-38%	WIF	-48%	WIF	-44%	TIA	-75%
TKX	-17%	LBTC	-100%	LBTC	-100%	LBTC	-100%	LBTC	-100%

Category Performance

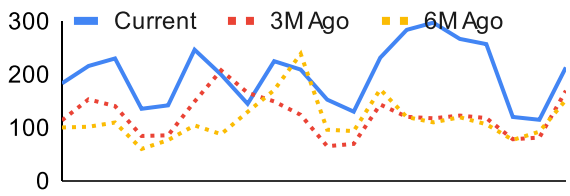
Category	7d	30d	90d	180d	365d	Ecosystem	7d	30d	90d	180d	365d
CEXs	-12%	-8%	49%	57%	60%	Tron	-18%	-17%	25%	62%	93%
Other DeFi	-5%	-13%	31%	13%	16%	Cosmos	-17%	-27%	4%	-8%	-11%
Currency	-13%	-17%	102%	84%	94%	Polkadot	-25%	-27%	15%	0%	-8%
Smart Contract	-18%	-24%	40%	32%	23%	Avalanche	-20%	-29%	30%	21%	23%
Meme	-21%	-29%	38%	50%	188%	BSC	-21%	-30%	-6%	-12%	-15%
Lending	-18%	-29%	12%	11%	29%	Ethereum	-21%	-31%	57%	39%	12%
Gaming/Entertai	-30%	-29%	34%	16%	-8%	Solana	-24%	-31%	9%	1%	4%
IoT/Data/Comp.	-20%	-31%	16%	1%	-4%	Polygon	-23%	-33%	15%	2%	-7%
Scaling	-24%	-32%	10%	-6%	-38%						
DEX	-22%	-32%	37%	27%	11%						
Privacy	-32%	-35%	21%	8%	9%						

DeFi

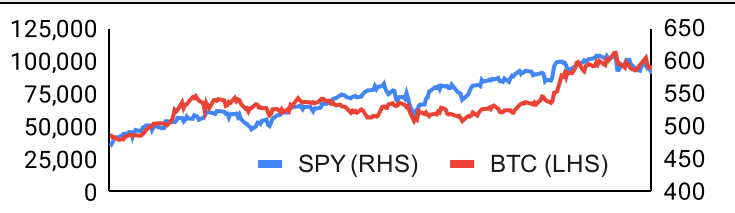


Trading Volume

Aggregate Volumes by Product, \$b					Top Derivatives Exchanges, \$m and bps				Top Spot Exchanges, \$m			
Product	1d	7d	30d	O/I	Exchange	1d Vol	O/I	Mkr	Tkr	Exchange	Mkts	1d Vol
Spot	56	356.6	1810	n/a	Binance	74,147	29,628	2.0	4.0	Binance	1,770	19,709
Perpetuals	210	1,160	5,420	1,280	Bybit	27,831	20,508	2.0	5.5	Bybit	1,116	6,546
Futures	0	2	9	1	Bitget	28,442	18,302	2.0	6.0	Coinbase	416	3,142
Options	0	0	2	n/a	OKX	28,960	8,461	2.0	5.0	OKX	831	3,078

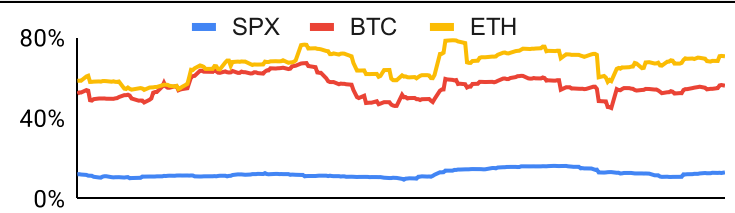
Daily Spot Volume, Top 100 Tokens Last 20d, \$b				Top Volume, 1d, \$m		Top Volume, %20d Avg		Low Volume, %20d Avg	
				USDT	98,340	TIA	137%	LBTC	0%
				BTC	45,629	XRP	133%	RETH	18%
				ETH	23,628	KCS	128%	RSETH	41%
				XRP	7,686	XMR	123%	LEO	54%
				USDC	6,926	STETH	123%	OKB	62%

Traditional Finance

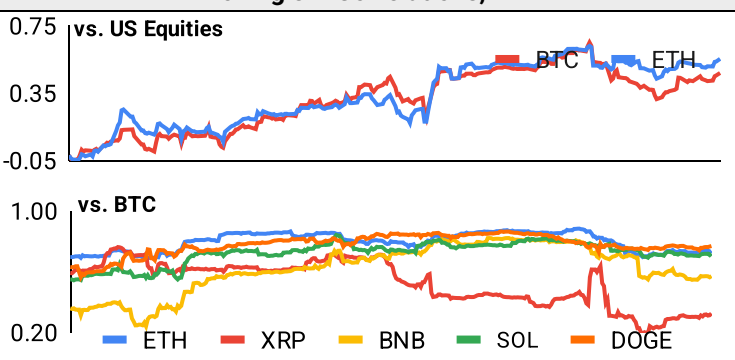
Global Equity Markets							SPY vs. BTC, LTM	
	US	USGrwth	UK	Germany	Japan	HK		
1D	-2%	-2%	-1%	-1%	-3%	-2%	SPY (RHS)	BTC (LHS)
7D	-2%	-2%	-3%	1%	-3%	-4%		
90D	0%	3%	1%	-3%	-8%	-16%		
365D	22%	24%	4%	10%	-1%	-4%		

10-Year Treasury Yields							Commodities & FX					
	US	Brazil	UK	Germany	Japan	HK		WTI	Gas	Gold	USD/EUR	USD/JPY
Last	4.76%	14.92%	4.91%	2.57%	1.20%	3.93%	Last	76.6	4.06	0	0.98	157.7
1d Chg	-0.01	0.17	0.07	0.00	0.00	-0.06	1d % Chg	1.1%	1.8%	48.6%	0.3%	-0.2%

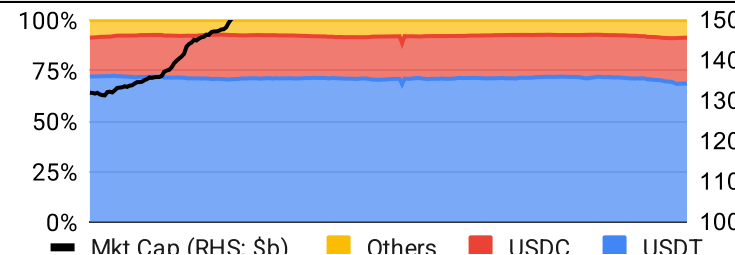
Volatility

Annualized Volatility							Rolling 3M Annualized Volatility, LTM			
	BTC	ETH	XRP	BNB	SOL	DOGE				
30D	47%	61%	85%	46%	78%	95%	SPX	BTC	ETH	
90D	51%	68%	125%	54%	77%	123%				
180D	52%	67%	102%	52%	76%	102%				
365D	53%	65%	85%	58%	81%	104%				

Correlations

Intra-Crypto Correlations, LTM							Rolling 3M Correlations, LTM				
	BTC	ETH	XRP	BNB	SOL	DOGE					
BTC							vs. US Equities	BTC	ETH		
ETH	0.81						vs. BTC	ETH	XRP	BNB	SOL
XRP	0.43	0.42									
BNB	0.65	0.63	0.30								
SOL	0.75	0.70	0.38	0.60							
DOGE	0.78	0.67	0.43	0.50	0.63						

Stablecoins

Stablecoin Market Size and Volume, \$m					Stablecoin Dominance (LHS) & Market Cap \$b (RHS), LTM	
Ticker	Price	1d Vol	20d Avg Vol	Market Cap		
USDT	1.00	98,340	94,602	137,318		
USDC	1.00	6,926	6,322	45,802		
USDe	1.00	80	93	5,782		
DAI	1.00	95	113	5,365		
USDO	1.00			1,533		
USDD	0.99	3	3	745		

Ethereum Mainnet & Layer 2s

Mainnet & Layer 2 Transactions (m/day) and L2 TVL (\$m)					Transactions (m/day), Rolling 90-Day Average, LTM					
Network	1d	30d Avg	TVL	Tech Type						
Base	11.8	297.7		Optimistic Rollup						
Taiko	2.2	65.9		Optimistic Rollup						
Arbitrum One	1.2	56.8		Optimistic Rollup						
World Chain	1.4	43.2								
Ethereum	1.1	36.6	-	mainnet						
OP Mainnet	0.7	26.7		Optimistic Rollup						
Lisk	0.5	14.1		Optimistic Rollup						
Blast	0.3	11.5		Optimistic Rollup						
Mint	0.3	8.9		Optimistic Rollup						
River	0.0	5.5								

Layer 2 Token Performance & Market Cap (\$b)					
24h Return					1.4
Market Cap	-0.1	-0.1	-0.1	-0.1	-0.1

NFTs and DAOs

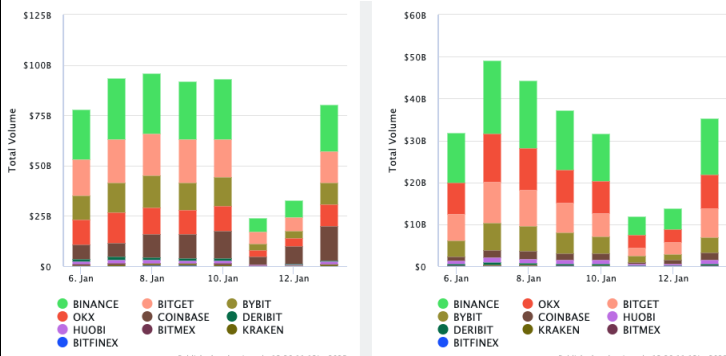
NFT Collection Stats (\$; Volume, MC in \$m)						DAO Treasury Amount (\$m) and Composition					
Collection	Floor	% Listed	3M Ret.	3M Vol	Market Cap	DAO	Treasury	Stables	BTC/ETH	Own Tokens	Other
CryptoPunks	109,758	41%	60%	97,375	1,100	Uniswap	5,050	0%	0%	100%	0%
Pudgy Penguins	84,003	56%	208%	368,744	624	Mantle	3,397	1%	6%	91%	2%
Bored Ape Yacht C	44,253	54%	61%	101,134	443	Optimism	3,354	0%	0%	100%	0%
Azuki	43,034	41%	239%	153,751	430	ENS	2,116	1%	7%	91%	1%
Autoglyphs	375,385	32%	47%	280	192	Arbitrum	1,943	0%	1%	99%	0%
Lil Pudgys	7,337	43%	261%	152,726	160	Ethereum	841	0%	100%	0%	0%
Mutant Ape Yacht	7,863	60%	67%	59,775	153	Golem	414	0%	88%	12%	0%
Chromie Squiggle	14,954	28%	76%	3,800	150	Gnosis	376	7%	4%	59%	30%
Fidenza by Tyler H	135,627	50%	107%	3,869	136	CoWSwap	307	2%	3%	93%	3%
Mad Lads	15,900	62%	79%	26,539	126	Lido	293	9%	37%	53%	1%

Crypto News

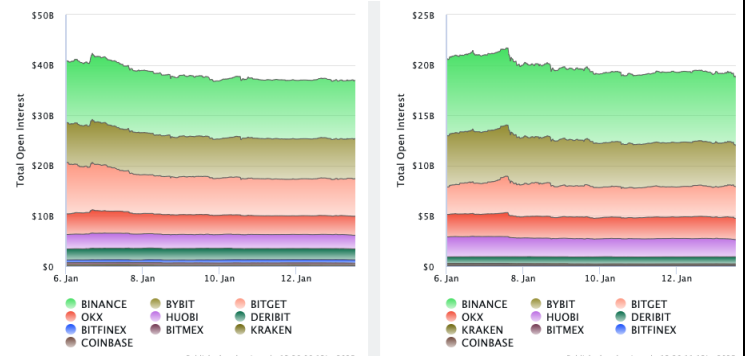
- [JPMorgan CEO Doesn't Feel Great About Bitcoin - U.Today](#)
- [Bitcoin Outlook Stays Positive Despite Temporary Macroeconomic Setbacks, Says Grayscale - Yahoo Finance](#)
- [Treasury Pick Scott Bessent to Divest BlackRock Bitcoin ETF Before Trump's Inauguration - Decrypt](#)
- [Three Russian Nationals Indicted For Operating Cryptocurrency Mixers In Money Laundering Scheme - Information Security Buzz](#)
- [FTX to begin distributing \\$1.2B to creditors after Trump inauguration - Cointelegraph](#)
- [Micheal Saylor hints at another Bitcoin purchase as holdings reach 447,470 BTC - crypto.news](#)
- [Singapore bans Polymarket - ForexLive](#)
- [Usual protocol's depeg spurs instability in DeFi markets - Blockworks](#)
- [US gov has to follow a 'strict process' before unloading \\$6.5B of bitcoin - Blockworks](#)

Crypto Futures

Futures Volume (BTC LHS ; ETH RHS), 1d



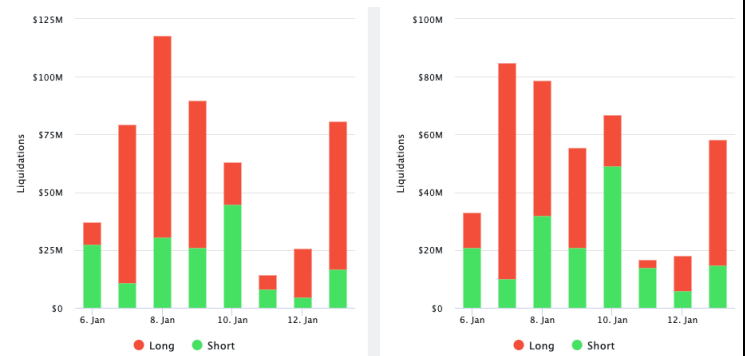
Futures Open Interest (BTC LHS ; ETH RHS)



OI Weighted Funding Rate (BTC LHS ; ETH RHS), 1d

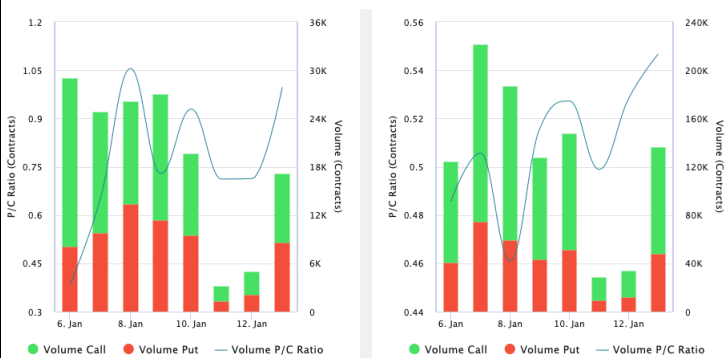


Liquidations (BTC LHS ; ETH RHS), 1d



Crypto Options

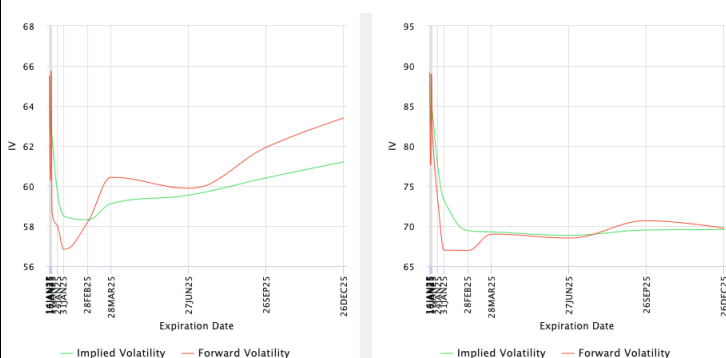
Options Volume & Put/Call Ratio (BTC LHS ; ETH RHS), 1d



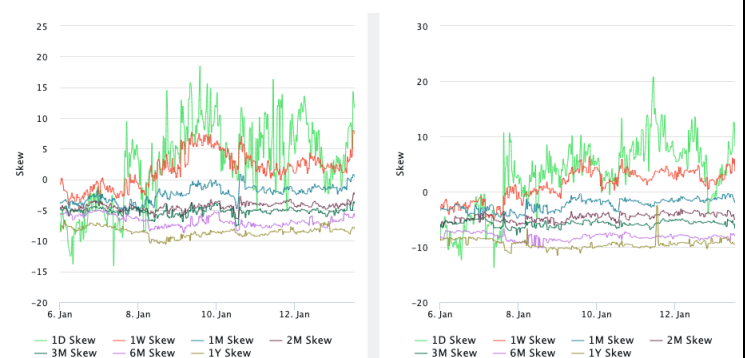
ATM Implied Volatility (BTC LHS ; ETH RHS)



ATM Implied Vol Term Structure (BTC LHS ; ETH RHS)



25 Delta Skew (BTC LHS ; ETH RHS)





January 13, 2025

About GSR

GSR has over a decade of extensive experience in the crypto market, serving as a trusted liquidity provider and active, multi-stage investor. Our suite of services includes OTC Trading, Derivatives, and Market Making. GSR is actively involved in every major sector of the digital asset ecosystem, working with token issuers, institutional investors, miners, and leading trading venues.

For more information or if we can help with anything, please see gsr.io or contact us at gsr@gsr.io.

Follow GSR for more content: [Twitter](#) [Telegram](#) [LinkedIn](#)

Authors

Brian Rudick, Senior Strategist	Twitter	Telegram
Carlos Guzman, Research Analyst	Twitter	Telegram
Toe Bautista, Research Analyst	Twitter	Telegram

Required Disclosures

This material is provided by GSR (the "Firm") solely for informational purposes, is intended only for sophisticated, institutional investors and does not constitute an offer or commitment, a solicitation of an offer or commitment, or any advice or recommendation, to enter into or conclude any transaction (whether on the terms shown or otherwise), or to provide investment services in any state or country where such an offer or solicitation or provision would be illegal. The Firm is not and does not act as an advisor or fiduciary in providing this material. GSR is not authorised or regulated in the UK by the Financial Conduct Authority. The protections provided by the UK regulatory system will not be available to you. Specifically, information provided herein is intended for institutional persons only and is not suitable for retail persons in the United Kingdom, and no solicitation or recommendation is being made to you in regards to any products or services.

This material is not a research report, and not subject to any of the independence and disclosure standards applicable to research reports prepared pursuant to FINRA or CFTC research rules. This material is not independent of the Firm's proprietary interests, which may conflict with the interests of any counterparty of the Firm. The Firm trades instruments discussed in this material for its own account, may trade contrary to the views expressed in this material, and may have positions in other related instruments.

Information contained herein is based on sources considered to be reliable, but is not guaranteed to be accurate or complete. Any opinions or estimates expressed herein reflect a judgment made by the author(s) as of the date of publication, and are subject to change without notice. Trading and investing in digital assets involves significant risks including price volatility and illiquidity and may not be suitable for all investors. The Firm is not liable whatsoever for any direct or consequential loss arising from the use of this material. Copyright of this material belongs to GSR. Neither this material nor any copy thereof may be taken, reproduced or redistributed, directly or indirectly, without prior written permission of GSR

Notes & Sources

All options data is based on Deribit and derivatives graphics are from Laevidas. Market returns are based on price returns for the following ETFs: VOO, QQQ, EWU, EWG, EWJ, and EWH. Onchain volumes are not considered and thus certain token volumes may be understated (e.g., stETH).

CoinGecko	Santiment	DefiLlama	CoinMarketCap	Laevidas
L2Beat	Google Finance	TradingView	Deribit	WorldCoinIndex
Cryptorank	Investing.com	NFT Price Floor	CryptoSlate	