





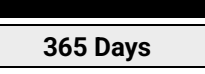






## Crypto Leaderboard

Rank	Name	Ticker	Price	24h	7d	30d	24h Vol \$m	MC \$m	1-Year Chart
1	Bitcoin	BTC	\$96,334	6%	-1%	-8%	64,649	1,906,513	
2	Ethereum	ETH	\$3,205	5%	-5%	-19%	34,354	386,107	
3	XRP Ledger	XRP	\$2.57	8%	13%	5%	7,757	147,533	
4	Tether	USDT	\$1.00	0%	0%	0%	94,614	137,189	
5	BNB	BNB	\$697	4%	0%	-3%	916	101,586	
6	Solana	SOL	\$188	7%	-7%	-16%	4,933	91,005	
7	Dogecoin	DOGE	\$0.35	10%	0%	-14%	3,738	51,581	
8	USD Coin	USDC	\$1.00	0%	0%	0%	10,669	45,774	
9	Cardano	ADA	\$0.97	8%	-2%	-12%	1,319	34,761	
10	Lido stETH	STETH	\$3,203	5%	-5%	-19%	101	30,736	

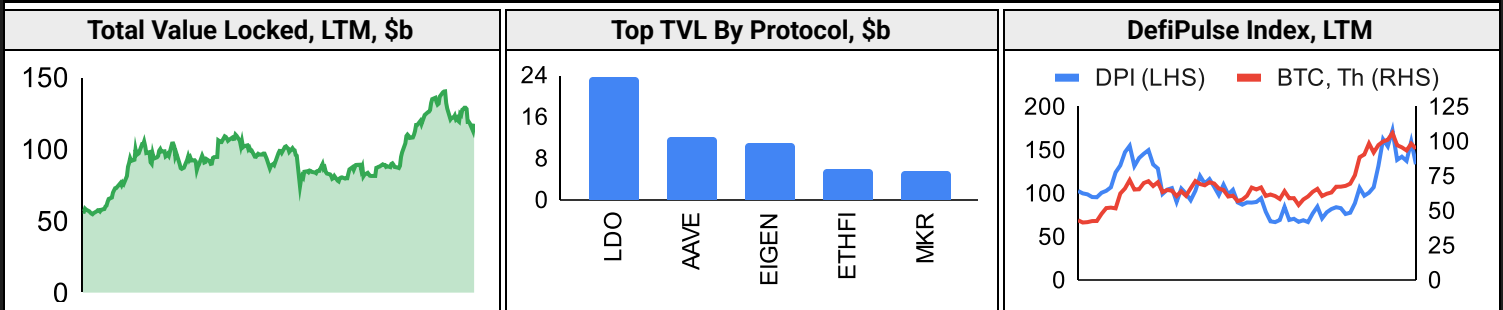
## Top & Bottom Performers - Top 100 Tokens

24h		7 Days		30 Days		90 Days		365 Days	
AI16Z	32%	KAS	15%	BGB	110%	VIRTUAL	2484%	OM	5499%
KAS	19%	XRP	13%	GT	36%	BGB	483%	PEPE	1338%
HYPE	19%	XDC	12%	XDC	25%	HBAR	433%	BGB	979%
VIRTUAL	18%	GT	6%	XRP	5%	XRP	369%	JASMY	456%
SUSDS	0%	WIF	-18%	STX	-39%	IMX	-21%	SEI	-54%
DAI	0%	ENA	-20%	ONDO	-41%	TAO	-28%	ARB	-66%
USDC	0%	VIRTUAL	-26%	WIF	-47%	WIF	-43%	TIA	-76%
TKX	-1%	LBTC	-100%	LBTC	-100%	LBTC	-100%	LBTC	-100%

## Category Performance

Category	7d	30d	90d	180d	365d	Ecosystem	7d	30d	90d	180d	365d
CEXs	-3%	-5%	55%	66%	63%	Cosmos	-2%	-15%	10%	-3%	-8%
Currency	0%	-15%	110%	102%	103%	Tron	-10%	-16%	28%	64%	100%
Other DeFi	0%	-21%	40%	14%	18%	Polkadot	-12%	-26%	23%	7%	-6%
Meme	-6%	-25%	46%	63%	201%	Ethereum	-5%	-27%	73%	53%	19%
Smart Contract	-10%	-25%	44%	32%	18%	Avalanche	-6%	-27%	40%	30%	27%
Gaming/Entertai	-16%	-27%	44%	26%	-5%	Solana	-14%	-29%	18%	8%	12%
Lending	-7%	-28%	18%	18%	33%	BSC	-9%	-29%	-1%	-9%	-14%
IoT/Data/Comp.	-6%	-28%	27%	11%	1%	Polygon	-9%	-30%	24%	11%	-3%
DEX	-9%	-30%	49%	36%	18%						
Scaling	-10%	-30%	18%	-1%	-36%						
Privacy	-19%	-32%	30%	18%	13%						

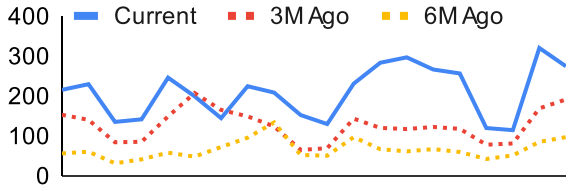
## DeFi



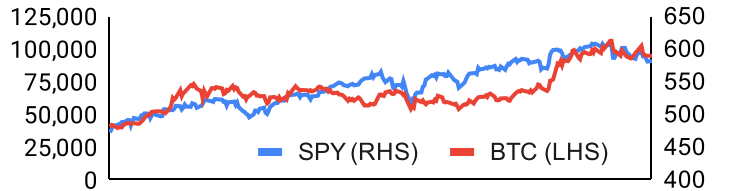
**Trading Volume**

Aggregate Volumes by Product, \$b					Top Derivatives Exchanges, \$m and bps				Top Spot Exchanges, \$m			
Product	1d	7d	30d	O/I	Exchange	1d Vol	O/I	Mkr	Tkr	Exchange	Mkts	1d Vol
Spot	78	366.12	1860	n/a	Binance	91,968	29,361	2.0	4.0	Binance	1,762	25,499
Perpetuals	294	1,210	5,630	1,300	Bybit	36,824	20,921	2.0	5.5	Bybit	1,113	8,099
Futures	0	2	9	1	OKX	39,722	8,178	2.0	5.0	Coinbase	416	3,950
Options	0	0	2	n/a	Bitget	35,822	18,131	2.0	6.0	OKX	828	4,176

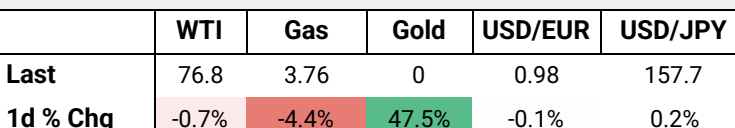
  

Daily Spot Volume, Top 100 Tokens Last 20d, \$b				Top Volume, 1d, \$m		Top Volume, %20d Avg		Low Volume, %20d Avg	
				USDT	123,504	KCS	198%	LBTC	0%
				BTC	64,689	WEETH	167%	RSETH	45%
				ETH	33,954	XMR	151%	STX	61%
				XRP	8,785	ETH	150%	IMX	64%
				USDC	8,494	BTC	147%	LEO	65%

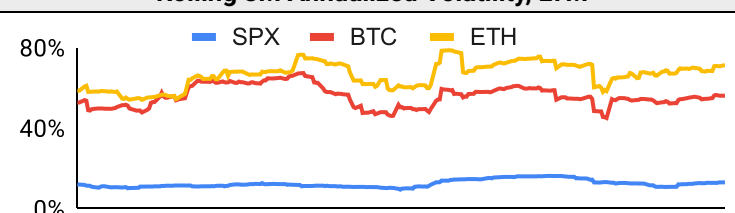
**Traditional Finance**

Global Equity Markets							SPY vs. BTC, LTM				
	US	USGrwth	UK	Germany	Japan	HK					
1D	0%	0%	-2%	0%	0%	0%					
7D	-2%	-4%	-3%	-1%	-3%	-4%					
90D	0%	3%	-2%	-4%	-6%	-12%					
365D	22%	23%	3%	9%	-2%	-4%					

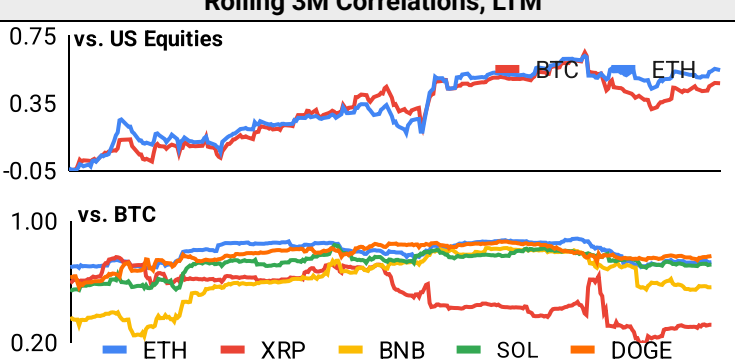
  

10-Year Treasury Yields							Commodities & FX					
	US	Brazil	UK	Germany	Japan	HK						
Last	4.78%	15.00%	4.94%	2.61%	1.24%	3.93%	Last	76.8	3.76	0	0.98	157.7
1d Chg	-0.02	0.08	0.05	0.02	0.00	-0.06	1d % Chg	-0.7%	-4.4%	47.5%	-0.1%	0.2%

**Volatility**

Annualized Volatility							Rolling 3M Annualized Volatility, LTM			
	BTC	ETH	XRP	BNB	SOL	DOGE				
30D	45%	60%	84%	45%	77%	95%				
90D	50%	68%	124%	54%	76%	122%				
180D	51%	67%	101%	52%	76%	102%				
365D	53%	64%	85%	58%	81%	104%				

**Correlations**

Intra-Crypto Correlations, LTM							Rolling 3M Correlations, LTM				
	BTC	ETH	XRP	BNB	SOL	DOGE					
BTC											
ETH	0.80										
XRP	0.43	0.42									
BNB	0.65	0.63	0.30								
SOL	0.74	0.70	0.38	0.60							
DOGE	0.78	0.66	0.43	0.50	0.63						

## Stablecoins

Stablecoin Market Size and Volume, \$m					Stablecoin Dominance (LHS) & Market Cap \$b (RHS), LTM	
Ticker	Price	1d Vol	20d Avg Vol	Market Cap		
USDT	1.00	123,504	98,323	137,171		
USDC	1.00	8,494	6,648	45,776		
USDe	1.00	86	97	5,785		
DAI	1.00	112	115	5,365		
USDO	1.00			1,534		
USDD	1.00	3	3	747		

## Ethereum Mainnet & Layer 2s

Mainnet & Layer 2 Transactions (m/day) and L2 TVL (\$m)					Transactions (m/day), Rolling 90-Day Average, LTM																													
Network	1d	30d Avg	TVL	Tech Type																														
Base	9.6	299.0		Optimistic Rollup	<table border="1"> <thead> <tr> <th colspan="6">Layer 2 Token Performance &amp; Market Cap (\$b)</th> </tr> <tr> <td></td> <td></td> <td></td> <td></td> <td></td> <td>1.49</td> </tr> <tr> <td>24h Return</td> <td></td> <td></td> <td></td> <td></td> <td></td> </tr> <tr> <td>Market Cap</td> <td>+5.24%</td> <td>+7.11%</td> <td>+6.24%</td> <td>+7.51%</td> <td>+7.41%</td> </tr> </thead> </table>						Layer 2 Token Performance & Market Cap (\$b)											1.49	24h Return						Market Cap	+5.24%	+7.11%	+6.24%	+7.51%	+7.41%
Layer 2 Token Performance & Market Cap (\$b)																																		
											1.49																							
24h Return																																		
Market Cap	+5.24%	+7.11%	+6.24%	+7.51%							+7.41%																							
Taiko	2.4	64.1		Optimistic Rollup																														
Arbitrum One	2.7	57.6		Optimistic Rollup																														
World Chain	1.5	43.3																																
Ethereum	1.2	36.5	-	mainnet																														
OP Mainnet	1.2	26.9		Optimistic Rollup																														
Lisk	0.5	14.2		Optimistic Rollup																														
Blast	0.4	11.6		Optimistic Rollup																														
Mint	0.2	8.9		Optimistic Rollup																														
River	0.0	5.4																																

## NFTs and DAOs

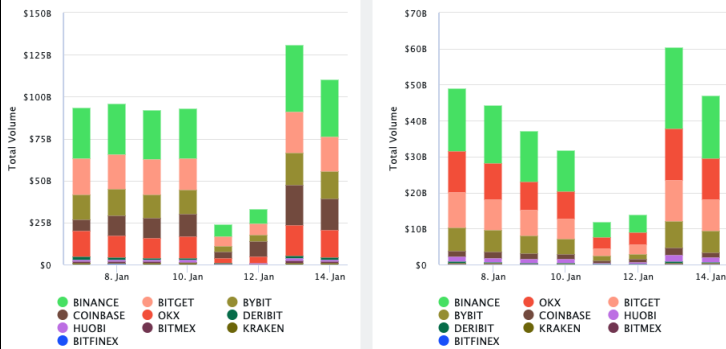
NFT Collection Stats (\$; Volume, MC in \$m)						DAO Treasury Amount (\$m) and Composition					
Collection	Floor	% Listed	3M Ret.	3M Vol	Market Cap	DAO	Treasury	Stables	BTC/ETH	Own Tokens	Other
CryptoPunks	115,925	41%	69%	98,445	1,200	Uniswap	5,257	0%	0%	100%	0%
Pudgy Penguins	76,266	55%	229%	372,011	678	Mantle	3,596	1%	6%	91%	2%
Bored Ape Yacht C	47,337	54%	70%	101,473	473	Optimism	3,535	0%	0%	100%	0%
Azuki	42,235	41%	229%	157,637	422	ENS	2,204	1%	7%	91%	1%
Autoglyphs	396,075	34%	53%	280	203	Arbitrum	2,063	0%	1%	99%	0%
Lil Pudgys	8,012	43%	287%	153,422	175	Ethereum	867	0%	100%	0%	0%
Chromie Squiggle	15,618	28%	82%	3,793	156	Golem	430	0%	88%	12%	0%
Mutant Ape Yacht	7,889	60%	68%	60,025	154	Gnosis	389	7%	4%	59%	30%
Doodles	14,684	39%	242%	72,012	147	CoWSwap	349	2%	2%	93%	3%
Fidenza by Tyler H	15,900	50%	84%	3,869	143	Lido	312	8%	36%	55%	1%

## Crypto News

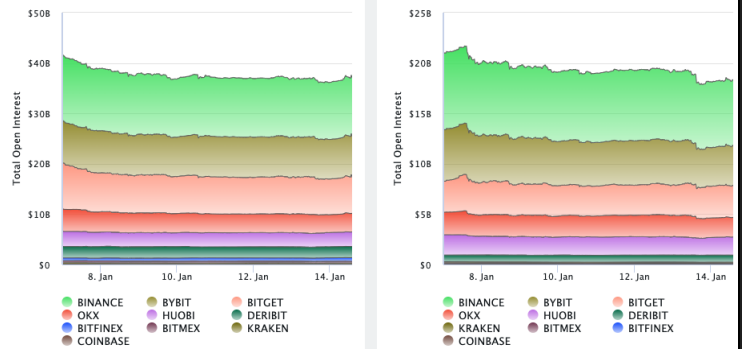
- [Bitcoin Reclaims \\$96,000 Mark After Hitting Lowest Price Since November - Decrypt](#)
- [Thailand's former PM bullish on legalizing crypto, online gambling - Cointelegraph](#)
- [Moonpay acquires Helio to enhance cryptocurrency commerce and trading infrastructure - SiliconANGLE News](#)
- [Donald Trump could issue crypto executive orders on first day: Report - Cointelegraph](#)
- [U.S. Watchdog Makes Final Stablecoin Push Before Trump Takes Office - PYMNTS.com](#)
- [AI agent sector suffers 44% market cap wipeout - Blockworks](#)
- [One of Italy's Largest Bank Buys \\$1M Worth of Bitcoin: Report - CoinDesk](#)
- [Middle East-Based Sigma Capital Unveils \\$100M Fund to Accelerate Web3 Innovations - CoinDesk](#)
- [Options Tied to BlackRock's Bitcoin ETF Surge to Nearly 50% of Deribit's BTC Open Interest in Two Months - CoinDesk](#)

## Crypto Futures

### Futures Volume (BTC LHS ; ETH RHS), 1d



### Futures Open Interest (BTC LHS ; ETH RHS)



### OI Weighted Funding Rate (BTC LHS ; ETH RHS), 1d

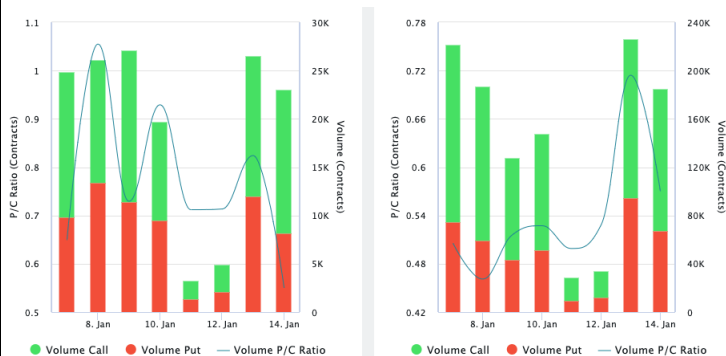


### Liquidations (BTC LHS ; ETH RHS), 1d

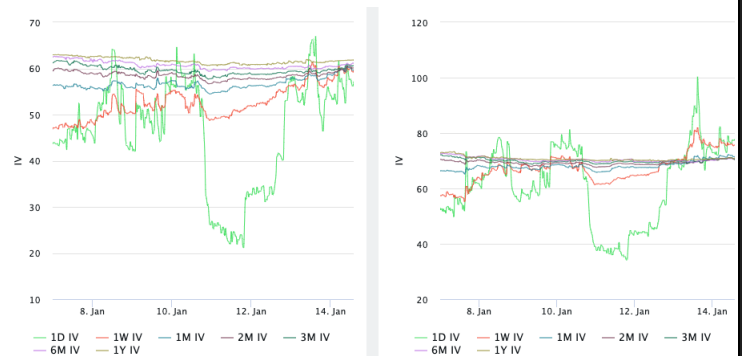


## Crypto Options

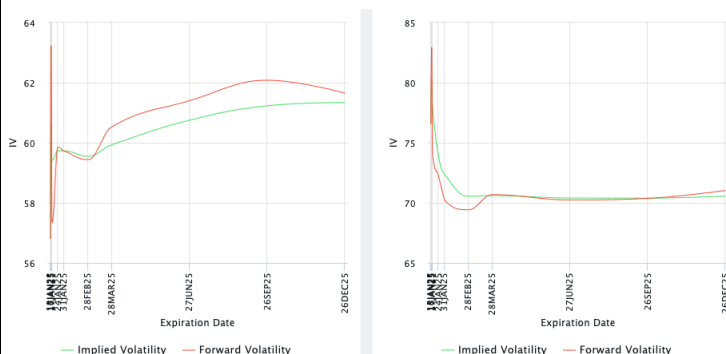
### Options Volume & Put/Call Ratio (BTC LHS ; ETH RHS), 1d



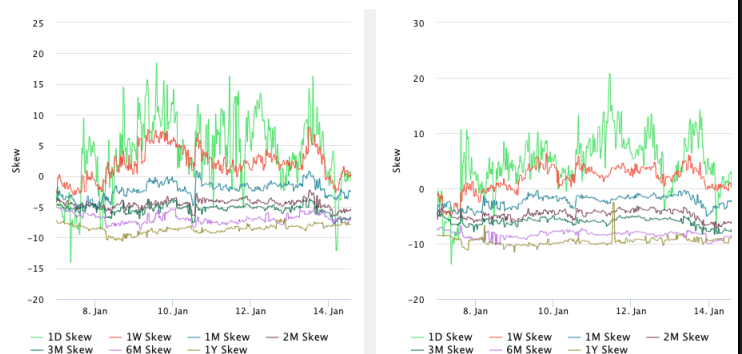
### ATM Implied Volatility (BTC LHS ; ETH RHS)



### ATM Implied Vol Term Structure (BTC LHS ; ETH RHS)



### 25 Delta Skew (BTC LHS ; ETH RHS)





January 14, 2025

About GSR

GSR has over a decade of extensive experience in the crypto market, serving as a trusted liquidity provider and active, multi-stage investor. Our suite of services includes OTC Trading, Derivatives, and Market Making. GSR is actively involved in every major sector of the digital asset ecosystem, working with token issuers, institutional investors, miners, and leading trading venues.

For more information or if we can help with anything, please see [gsr.io](https://gsr.io) or contact us at [gsr@gsr.io](mailto:gsr@gsr.io).

Follow GSR for more content: [Twitter](#) [Telegram](#) [LinkedIn](#)

Authors

Brian Rudick, Senior Strategist	<a href="#">Twitter</a>	<a href="#">Telegram</a>
Carlos Guzman, Research Analyst	<a href="#">Twitter</a>	<a href="#">Telegram</a>
Toe Bautista, Research Analyst	<a href="#">Twitter</a>	<a href="#">Telegram</a>

Required Disclosures

This material is provided by GSR (the "Firm") solely for informational purposes, is intended only for sophisticated, institutional investors and does not constitute an offer or commitment, a solicitation of an offer or commitment, or any advice or recommendation, to enter into or conclude any transaction (whether on the terms shown or otherwise), or to provide investment services in any state or country where such an offer or solicitation or provision would be illegal. The Firm is not and does not act as an advisor or fiduciary in providing this material. GSR is not authorised or regulated in the UK by the Financial Conduct Authority. The protections provided by the UK regulatory system will not be available to you. Specifically, information provided herein is intended for institutional persons only and is not suitable for retail persons in the United Kingdom, and no solicitation or recommendation is being made to you in regards to any products or services.

This material is not a research report, and not subject to any of the independence and disclosure standards applicable to research reports prepared pursuant to FINRA or CFTC research rules. This material is not independent of the Firm's proprietary interests, which may conflict with the interests of any counterparty of the Firm. The Firm trades instruments discussed in this material for its own account, may trade contrary to the views expressed in this material, and may have positions in other related instruments.

Information contained herein is based on sources considered to be reliable, but is not guaranteed to be accurate or complete. Any opinions or estimates expressed herein reflect a judgment made by the author(s) as of the date of publication, and are subject to change without notice. Trading and investing in digital assets involves significant risks including price volatility and illiquidity and may not be suitable for all investors. The Firm is not liable whatsoever for any direct or consequential loss arising from the use of this material. Copyright of this material belongs to GSR. Neither this material nor any copy thereof may be taken, reproduced or redistributed, directly or indirectly, without prior written permission of GSR

Notes & Sources

All options data is based on Deribit and derivatives graphics are from Laevidas. Market returns are based on price returns for the following ETFs: VOO, QQQ, EWU, EWG, EWJ, and EWH. Onchain volumes are not considered and thus certain token volumes may be understated (e.g., stETH).

CoinGecko	Santiment	DefiLlama	CoinMarketCap	Laevidas
L2Beat	Google Finance	TradingView	Deribit	WorldCoinIndex
Cryptorank	Investing.com	NFT Price Floor	CryptoSlate	